




BEACH RESIDENCES

SOBHA
Sinjya Island



The Sea lives in
everyone of us

BEACH RESIDENCES
at Sobha Siniya Island



The Sobha way

The Sobha way

Sobha Realty redefines the concept of luxury residential living with a repertoire of real estate projects across UAE.

Pioneering the 'Backward Integration' model in real estate, Sobha Realty employs in-house mastery to create a unique offering of fine living that extends beyond the customer's expectations.



Sultan Qaboos Grand Mosque

Backward Integration

The foremost backward integrated company known in the world with all the key competencies and in-house resources to deliver a project from conceptualization to completion ensuring:

Timely Delivery

Unmatched Quality



Art of the detail

**WE NOTICE THE
SMALLEST DETAILS.**

So you wont have to

A R T O F T H E D E T A I L
R T O F T H E D E T A I L A
T O F T H E D E T A I L A R
O F T H E D E T A I L A R T
F T H E D E T A I L A R T O
T H E D E T A I L A R T O F
H E D E T A I L A R T O F T
E D E T A I L A R T O F T H
D E T A I L A R T O F T H E
E T A I L A R T O F T H E D
T A I L A R T O F T H E D E
A I L A R T O F T H E D E T
I L A R T O F T H E D E T A
L A R T O F T H E D E T A I
A R T O F T H E D E T A I L
E T A I L A R T O F T H E D
T A I L A R T O F T H E D E
A I L A R T O F T H E D E T
I L A R T O F T H E D E T A

At Sobha,
we don't exceed
international
building standards,
we define them.

SOBHA
REALTY

UNTOUCHED.
UNDISCOVERED.
UNRIVALLED.

A pristine paradise where nature flourishes in its purest form, Sobha Siniya Island captivates the soul with its untouched beauty.

A timeless sanctuary, Sobha Siniya Island invites adventurers to explore its undiscovered hidden treasures.

Each vista offers unrivalled serenity and natural majesty, where the true allure lies in its untamed charm.



ISLAND LIFE

ESSENCE OF ISLAND LIVING

Be akin with nature on Sobha Siniya Island, where velvety white sands and gently swaying trees are embraced by the refreshing sea breeze.

Picture yourself strolling barefoot on soft, white sand, as the waves compose a melody that offers an unparalleled sense of tranquillity.



ISLAND LIFE

Each day unfolds like a symphony, with the soothing sound of waves and the gentle rustling of leaves providing a sensory escape from the hustle and bustle of city life.

Discover the captivating allure of secluded beaches and serene sunsets, where the gentle lull of the waves soothes your soul and rejuvenates your spirit.



LOCATION



EMBRACE YOUR NATURAL HAVEN

Sobha Siniya Island stands as one of UAE's precious natural gems waiting to be explored. The island seamlessly blends the tranquil sounds and serene views of the Arabian Gulf providing a constant reminder of nature's untouched beauty.





LOCATION

A WHOLE NEW WORLD

Sobha Siniya Island boasts diverse habitats ranging from pristine white sand beaches to lush mangroves decorated by a rich tapestry of unique wildlife including gazelles, oryx, flamingos and rare turtles.

Here, you savour a life of peaceful seclusion while remaining effortlessly connected to the exhilarating energy of UAE's city.



CONNECTIVITY

EASY TO REACH, IMPOSSIBLE TO FORGET

Imagine a serene island seamlessly connected to the bustling city by a magnificent 1.7 km bridge. This not only enhances accessibility for residents but also invites visitors to experience the island's enchanting beauty with ease.

The bridge offers a smooth, scenic route, allowing you to transition effortlessly from the urban landscape to a tranquil paradise. Whether you're commuting for work or planning a leisurely getaway, this bridge ensures a convenient and picturesque journey, making the island an ideal destination for relaxation and adventure alike.

CONNECTIVITY

YOUR JOURNEY TO TRANQUILLITY

Enjoy seamless connectivity, with major hubs just a short drive away.

The ease of access opens a world of possibilities, from spontaneous weekend escapes to frequent visits, ensuring that the island's pristine beaches and serene atmosphere are always within reach.

Reach

Marjan Island
in just 10 minutes

Sharjah
in 30 minutes

Dubai
in 50 minutes.



COMMUNITY

YOUR NATURAL SANCTUM

Sobha Siniya Island calls to those with a discerning taste for serenity and adventure alike. Here, lush mangroves merge seamlessly with pristine beaches, creating a sanctuary where wildlife flourishes and water activities abound.

Luxurious resorts offer a tranquil retreat, while a shopping mall offers a multitude of retail and dining experiences.

For those seeking a more elevated experience, a helipad adds a touch of convenience while an exclusive yacht club caters to maritime enthusiasts. The expansive parks and gardens provide peaceful settings for relaxation and leisure.

Together, these features create a dynamic environment for all to enjoy.





COMMUNITY

YOUR SLICE OF PARADISE

Experience a vibrant community where luxury meets leisure, offering a unique lifestyle enriched by a sense of belonging.

Sobha Siniya Island offers a harmonious blend of luxury and nature, featuring beach residences, exquisite villas, waterfront mansions, and resorts, all set amidst picturesque landscapes.

COMMUNITY

GOLF COURSE

UNMATCHED ISLAND GOLFING

Embark on a journey of shared dreams, where friends come together on the lush expanse of an opulent golf course to strengthen bonds and create cherished memories.

Each step taken on soft blades of the lush -18hole golf course with immaculate greens where each swing is set against a backdrop of crystal-clear waters of the island turning every game into a celebration of friendship and shared experiences.



COMMUNITY

MARINA LIFE

LIFE BY THE SEA

Sobha Siniya Island, where the shimmering horizon stretches endlessly.

A bustling maritime haven where boat enthusiasts and coastal dwellers come together to embrace a lifestyle enriched by nautical adventures. Along the boardwalk, charming cafes, restaurants and vibrancy of the electric nightlife truly invigorate every desire, creating a dynamic atmosphere.



COMMUNITY



RETAIL BOULEVARD

A SENSORY FEAST OF SIGHTS, SOUNDS AND AROMAS

The retail boulevard at Sobha Siniya Island is beyond any ordinary shopping street.

Cafes spill onto open breezy sidewalks, inviting shoppers to linger over coffee or indulge in gourmet meals.



BEACH RESIDENCES

INTRODUCING



BEACH RESIDENCES



BEACH RESIDENCES

YOUR SEASIDE SERENITY

SERENITY OF SAND AND SEA

Introducing Beach Residences at Sobha Siniya Island.

A natural paradise where you soak in the sun on enchanting beaches, feel the velvety white sand between your toes and swim in the turquoise waters.

LIFE AT

BEACH RESIDENCES





ELEVATE YOUR LIFESTYLE

SIP, SAVOUR AND STROLL

Imagine beginning your day with a refreshing drink in one hand and gelato in the other, as you make your way down to the pristine, pearly white beach. The soft sand cushions your every step, and the sea breeze seems to whisper your name, inviting you to explore the crystal-clear waters of the natural beach.

YOUR DAILY COASTAL BLISS

A BLISSFUL RETREAT

The gentle waves lap at the shore, creating a serene soundtrack to your morning. As you wade into the cool, inviting waters, you feel a sense of calm wash over you, making each moment feel like a cherished escape from the ordinary. The sun begins to rise, casting a golden glow over the tranquil scene, promising a day filled with relaxation and natural beauty.

Discover your enchanted sanctuary of refined luxury where each morning begins in blissful harmony with the embrace of gentle sea breeze cocooned by sweeping views of the serene natural beach providing a perfect retreat to relax, rejuvenate, and reconnect with the natural world.





SERENITY OF A NATURAL BEACH

SIMPLE PLEASURES, MEMORIES FOR A LIFETIME

Imagine taking leisurely walks while your children collect seashells and build majestic sandcastles along the shoreline. Their laughter fills the air as they discover the intricate beauty of each seashell, carefully selecting the perfect ones to adorn their sandy masterpieces.

These moments become treasured memories, etched in your heart.

Watch your imaginations come alive at the Beach Residences - Sobha Siniya Island where the simple pleasures of nature create a magical experience for all.



ESCAPE ON A PRISTINE NATURAL BEACH

DIVE INTO ADVENTURES SURROUNDED IN SERENITY

Have your pick from spending your days lounging on the natural beach while basking in the warm sun or diving into action-packed activities such as scuba diving, snorkelling and kite surfing to quench your thirst for adventure.



UNWIND BY THE LAGOON

TRANQUILLITY BY THE WATER

Surrender to the charm of waterfront living, with residences that offer direct access to the pristine lagoon beach.

Picture stepping out of your residence to be cradled by sunlight spilled like liquid gold while being greeted by the murmur of glistening waters.





SANCTUARY BY THE LAGOON

ELEGANT ESCAPES: A SYMPHONY OF SERENITY AND SOPHISTICATION

Revel in the seamless blend of nature's beauty and refined luxury, where every moment is an opportunity to create lasting memories.





SOLACE BY THE LAGOON'S SHORE

WHERE EVERY SUNSET REVEALS A NEW MASTERPIECE

Witness breathtaking sunsets that paint the sky in hues of orange, pink, and purple. Enjoy a candlelit dinner by the lagoon beach, with the gentle sound of the waves as your backdrop.

In this paradise, every detail is designed to provide an unparalleled experience of luxury and tranquility.



CAPTIVATING COASTAL VIEWS

PANORAMIC PERFECTION

Get lost in the trance of breathtaking beach views, where each day offers a mesmerizing spectacle of sunrises and sunsets over the pristine natural beach.

Watch the sky transform into a canvas of pastels blending seamlessly while the rhythmic sounds of the waves create a soothing symphony and the reflection of the setting sun on the water creates a shimmering pathway, leading your gaze to the horizon, creating a sight so captivating that it feels like a dream.

VIEWS THAT INVITE YOU TO EXPLORE

UNMATCHED SCENERY

Watch this daily masterpiece unfold, the tranquil atmosphere allowing you to unwind and rejuvenate.

The sunsets are not just a visual delight; they evoke a sense of peace and wonder, reminding you of the natural beauty that surrounds you. Each sunrise and sunset becomes a cherished ritual, a moment to pause and appreciate the simple, yet profound, pleasures of life by the beach.



THRILL SEEKERS HAVEN

YOUR ULTIMATE AQUATIC PLAYGROUND

Experience the exhilarating thrill of water sports in the at the natural beach, where you can snorkel, scuba dive, and uncover the hidden treasures beneath the surface.

Adventure awaits at every turn with adrenaline pumping water activities like kite surfing. Each experience draws you closer to the island's breathtaking natural beauty.





LUXURY AT YOUR FINGERTIPS

Unwind, rejuvenate and recharge with seamless access to a variety of world-class amenities, designed to satisfy your every desire.



NATURAL
BEACH



LAGOON
BEACH



STATE-OF-THE-ART
FITNESS CENTRE



INFINITY
SWIMMING POOL



COMMUNITY
CENTRE



ADVENTURE
WATER SPORTS



CHILDREN'S
PLAY AREAS



LANDSCAPED
PARKS



OUTDOOR
CINEMA

AMENITIES

Whether you seek adventure in the water, relaxation on the sand, or simply a quiet moment to connect with yourself, Beach Residences at Sobha Siniya Island promises a perfect retreat.



INTRODUCING
CORALINE
BEACH RESIDENCES

DISCOVER THE ESSENCE OF COASTAL ELEGANCE.

Inspired by the intricate beauty of corals, unveiling the finest gem of the crown – Coraline Beach Residences.

Coraline Beach Residences offer a luxurious retreat where nature's brilliance engulfs you. Perched along an expansive salt-water beach, these residences provide sweeping views of the vast sea anywhere you look.

Whether gazing at the natural beach or taking in the uninterrupted expanse of the sea, the allure of shimmering water always surrounds you.

LIFE AT CORALINE BEACH RESIDENCES

UNVEIL THE CHARM

Each tower evokes a graceful flow, seamlessly connecting residents to the captivating waterscapes that define this exquisite coastal sanctuary. At Coraline Beach Residences, life is infused with the beauty and tranquility of the sea, offering a living experience that is both rejuvenating and refined.





LIFE AT CORALINE BEACH RESIDENCES

HARMONY OF LIFE AND LEISURE

The sound of waves invite you to walk along the pristine shore, where fresh sea breeze enhances each moment. For those seeking adventure, the waters offer exciting pursuits like kite surfing, paddle boarding and much more, turning each day into an opportunity for exploration.

Coraline Beach Residences is where the serenity of the sea meets thrilling experiences, creating a lifestyle of unmatched elegance and dynamic living.

LOCATION ON
MASTER PLAN



Fully Furnished
Residence

TOWER C

TOWER B

TOWER A

TOWER D



YOUR FULLY FURNISHED RETREAT AWAITS



Experience effortless luxury at Tower C - Beach Residences. Each unit is fully furnished, with every detail meticulously crafted for immediate comfort and style. Simply pack your bags and start enjoying a life of sophistication and ease from day one.

BEDROOM



BATHROOM

EFFORTLESS PROPERTY MANAGEMENT



STAY CONFIDENT

For the first time, Beach Residences at Sobha Siniya Island proudly offers post-handover property management services, designed to simplify your life and secure your investment with Stay by Latinem.

At Stay by Latinem, property management is effortless, allowing you to maximize your investment returns without lifting a finger. From the moment you decide to list your property, every aspect of the process is handled, ensuring a smooth and profitable experience.

STAY BY LATINEM



LEAVE THE DETAILS TO US

A comprehensive property management solution that takes care of everything, from onboarding to day-to-day operations.

TYPES OF SERVICES WE PROVIDE TO HOMEOWNERS

- Owner dashboard and app
- Professional photography of apartment
- Payment of tourism tax
- Monthly reports
- Daily pricing
- Applicable authority registration
- Housekeeping & upkeep
- Organizing maintenance
- Client relationship manager
- Guest vetting

TYPES OF SERVICES WE PROVIDE TO GUESTS

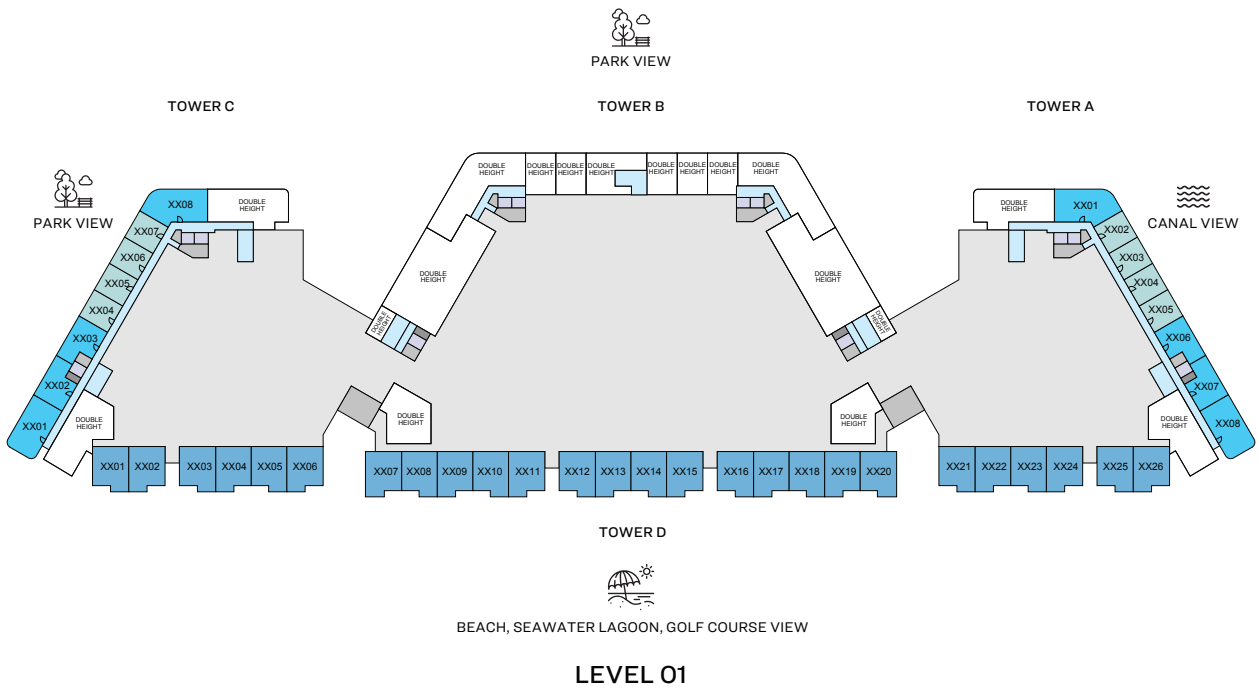
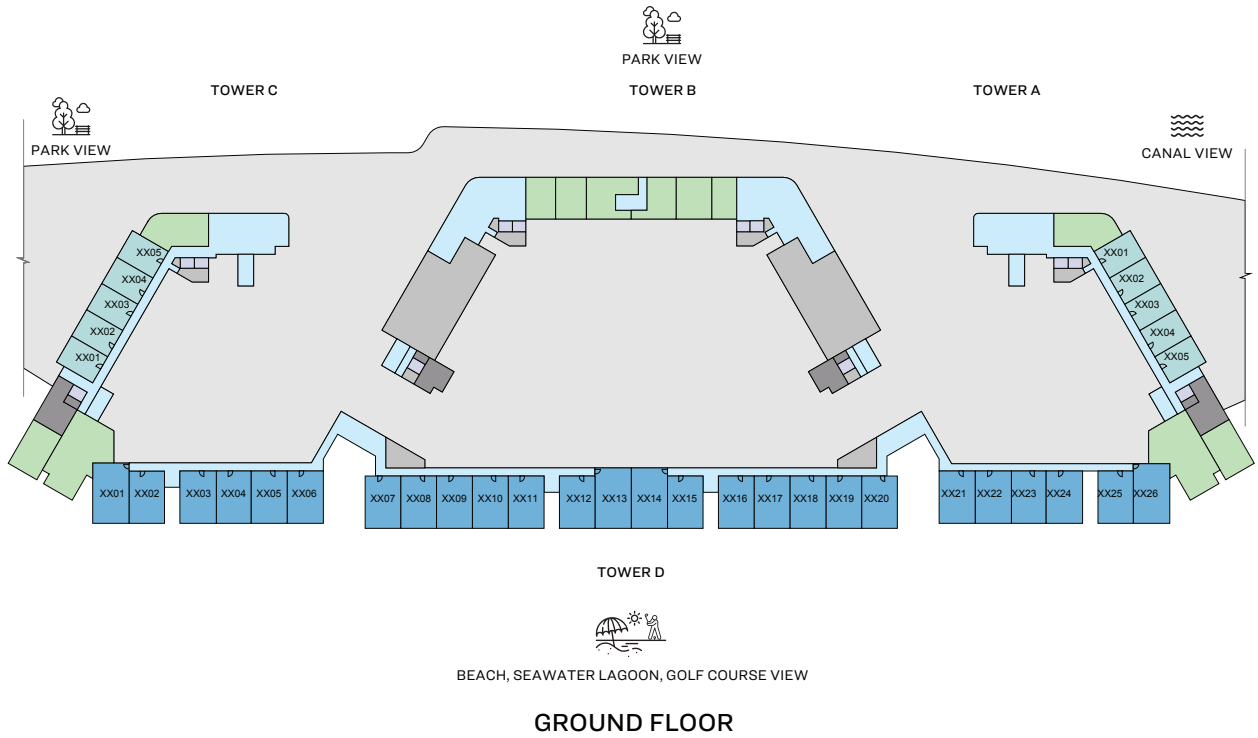
- World class community stay
- Luxury linens and towels
- Premium amenities
- Quick communication
- Personalized Check-in/Check-Out

Stay by Latinem, commits on delivering exceptional service to both property owners and guests, ensuring that every stay is a memorable one.

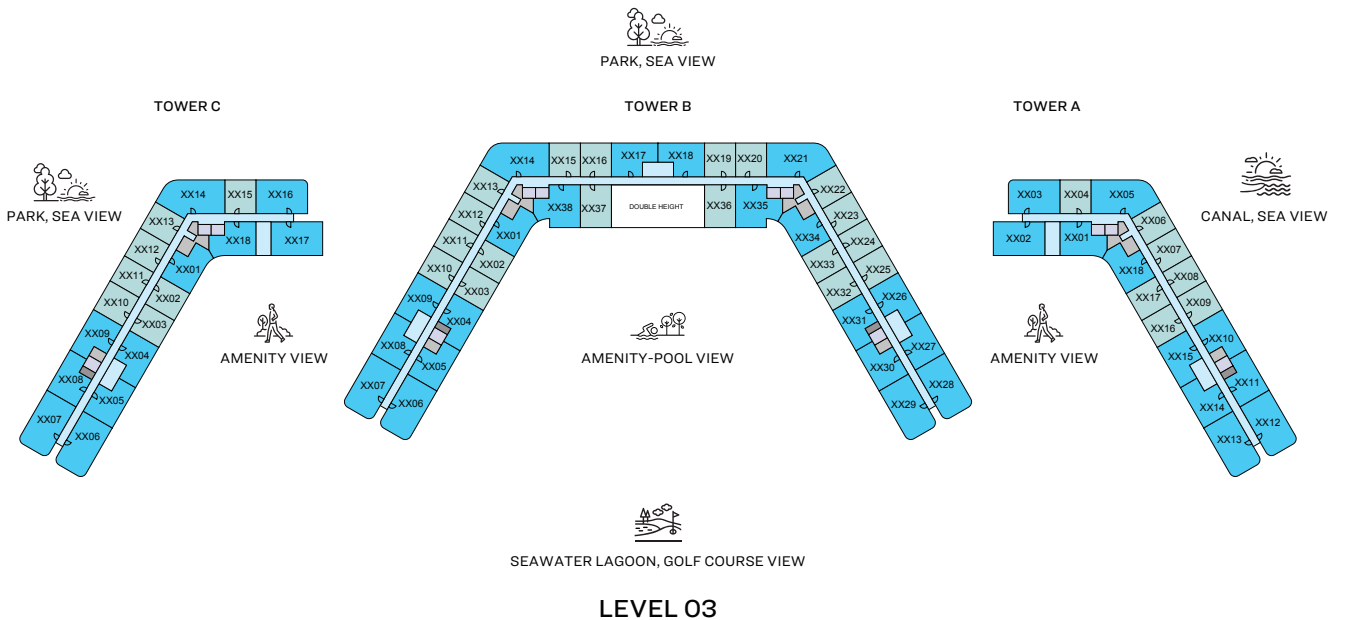
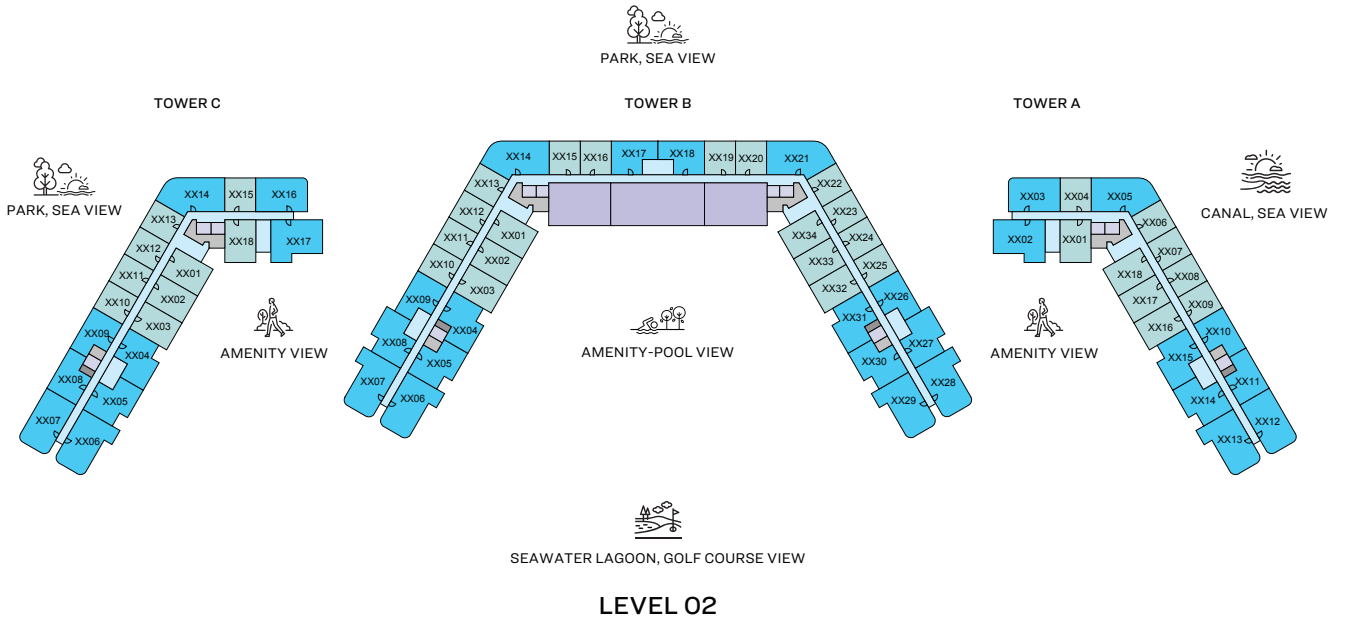


FLOOR AND UNIT PLANS

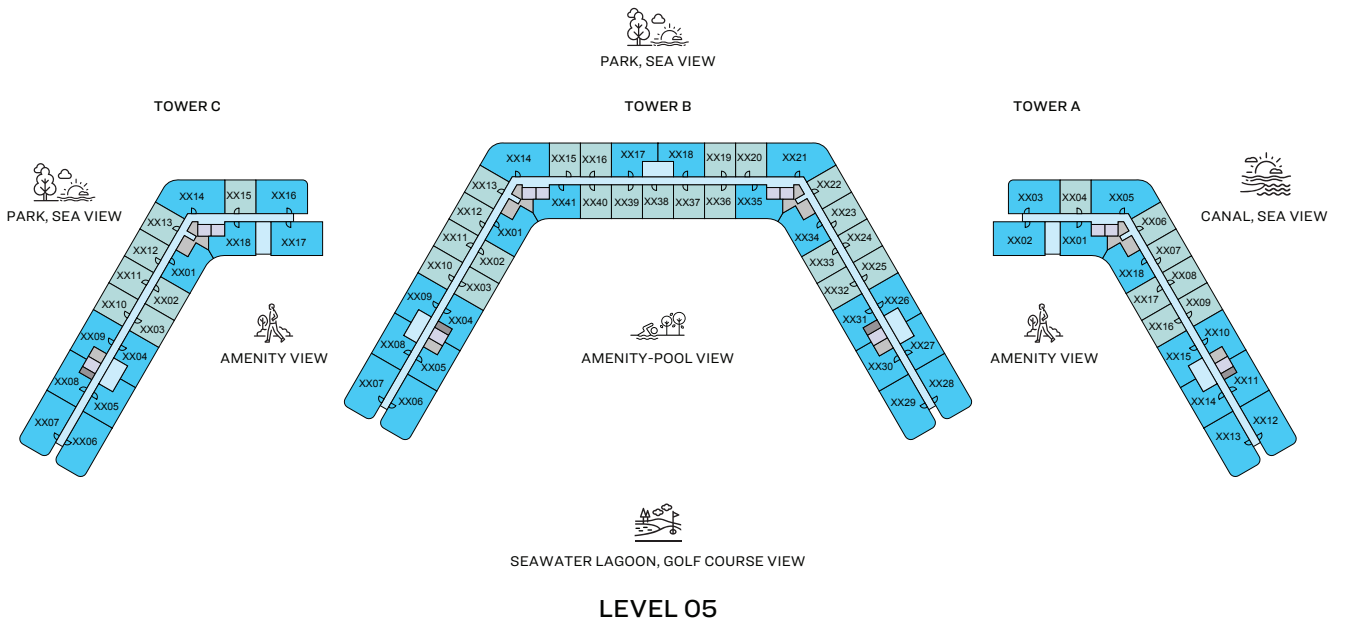
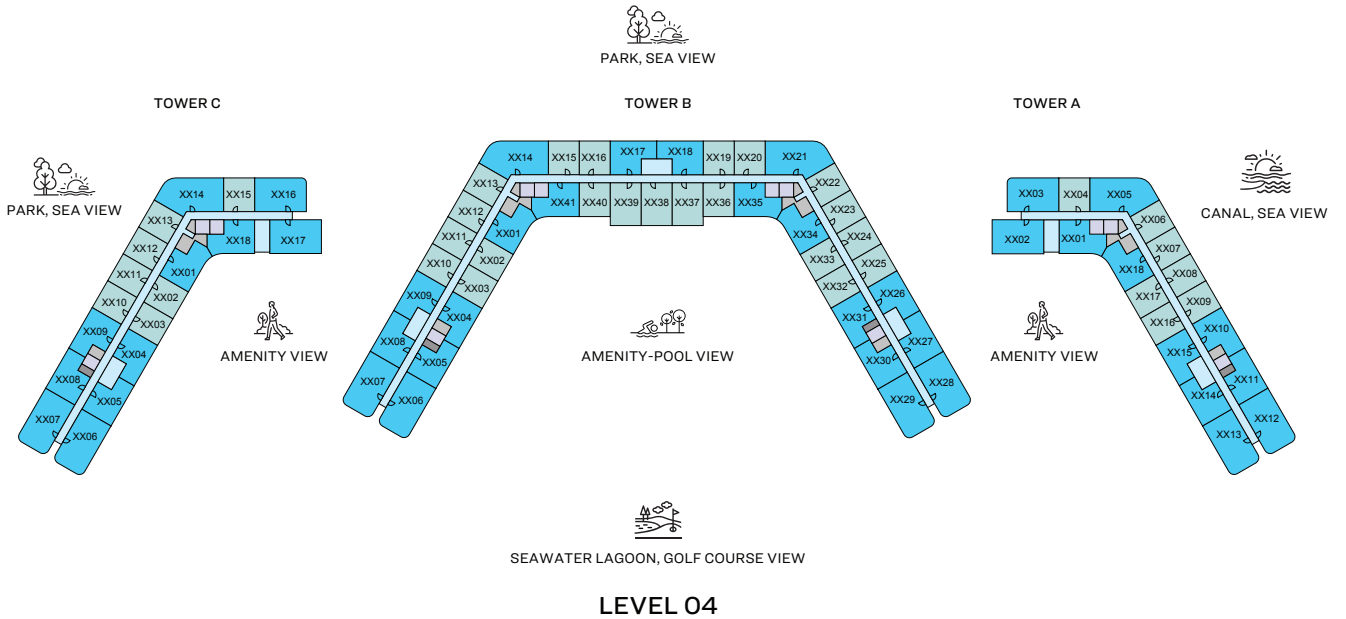
CORALINE
BEACH RESIDENCES



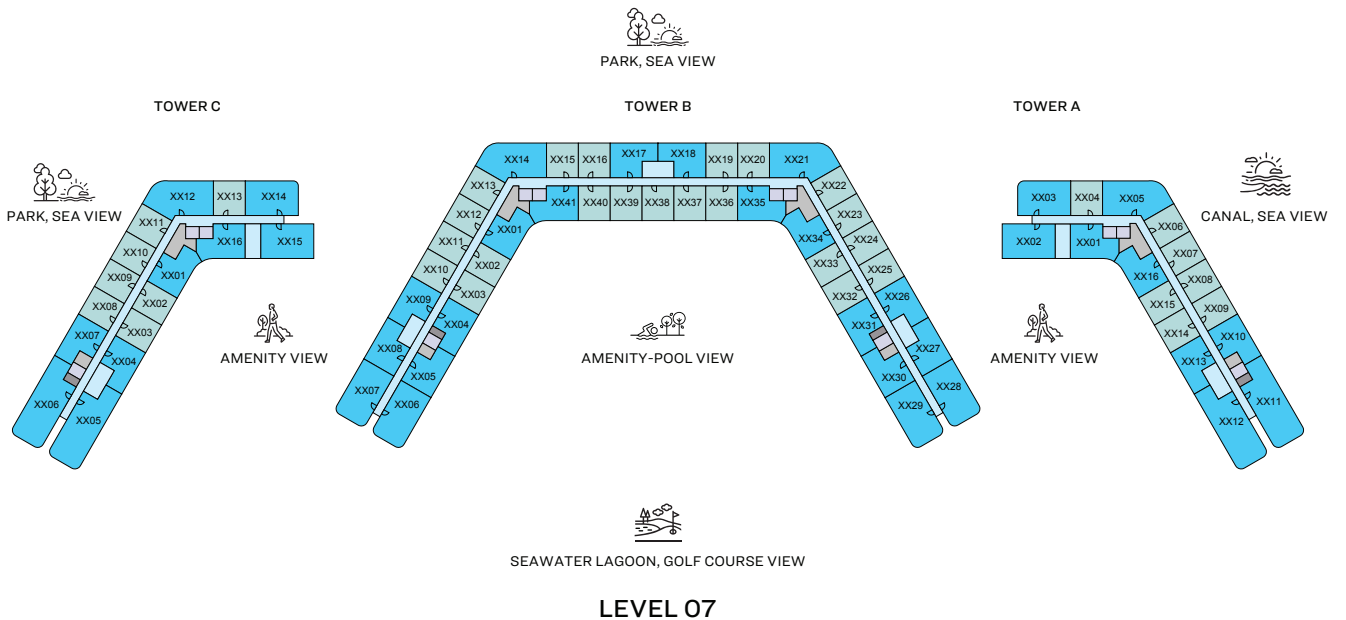
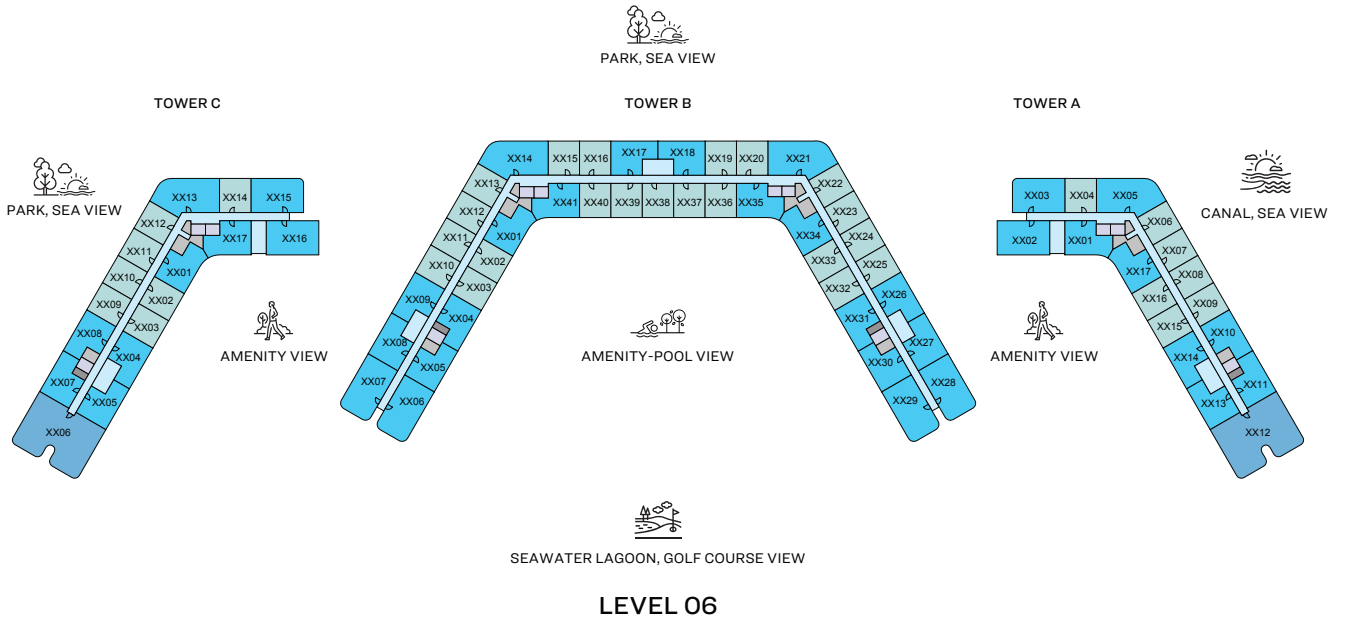
- | | | | | |
|---|--|--|--|---|
| 1 BED UNIT | 3 BEDROOM | DOUBLE HT | CIRCULATION | SERVICES |
| 2 BED UNIT | RETAIL | PARKING | GARBAGE | LIFT |



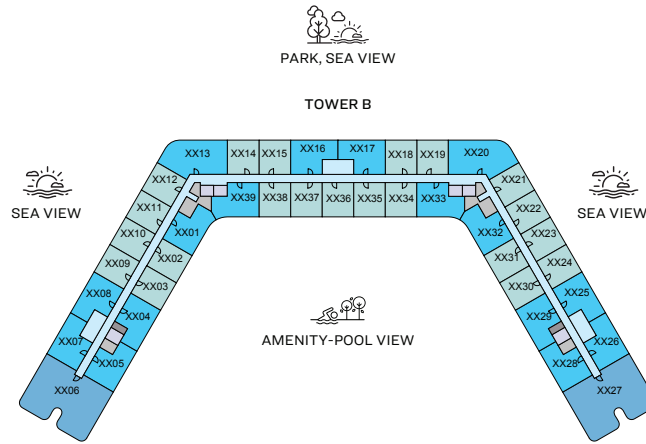
- | | | | |
|---|--|--|---|
| 1 BED UNIT | DOUBLE HT | CIRCULATION | SERVICES |
| 2 BED UNIT | AMENITIES | GARBAGE | LIFT |



- 1 BED UNIT
- CIRCULATION
- SERVICES
- 2 BED UNIT
- GARBAGE
- LIFT

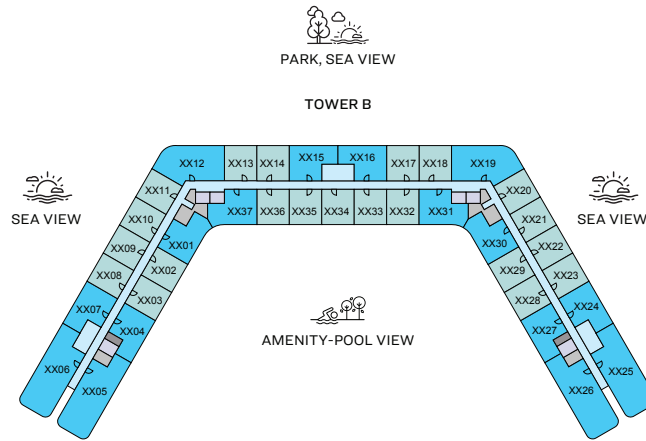


- | | | | |
|---|--|---|---|
| 1 BED UNIT | 3 BEDROOM | GARBAGE | LIFT |
| 2 BED UNIT | CIRCULATION | SERVICES | |



SEAWATER LAGOON, GOLF COURSE VIEW

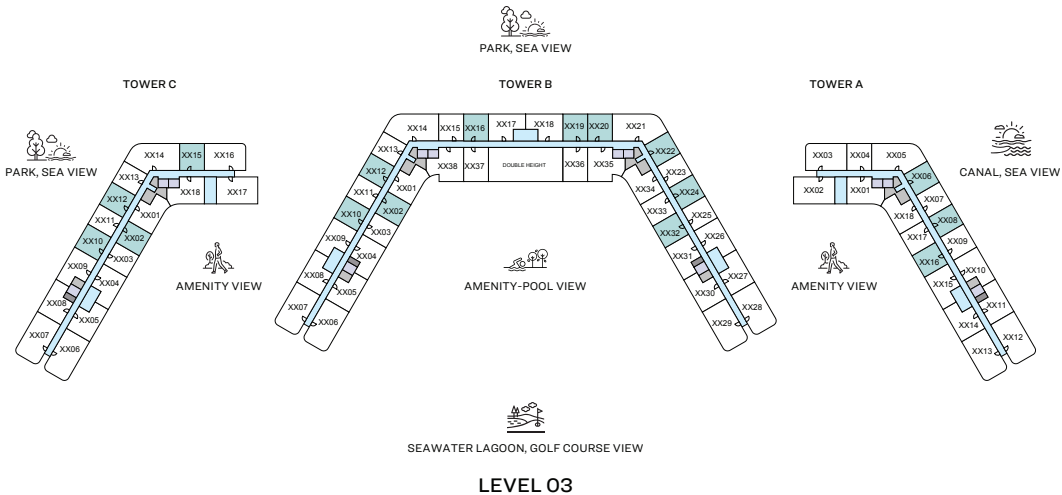
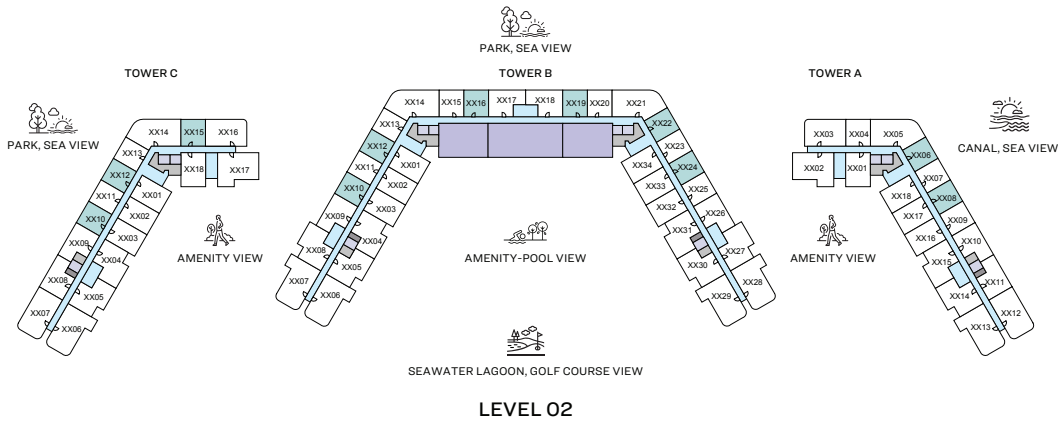
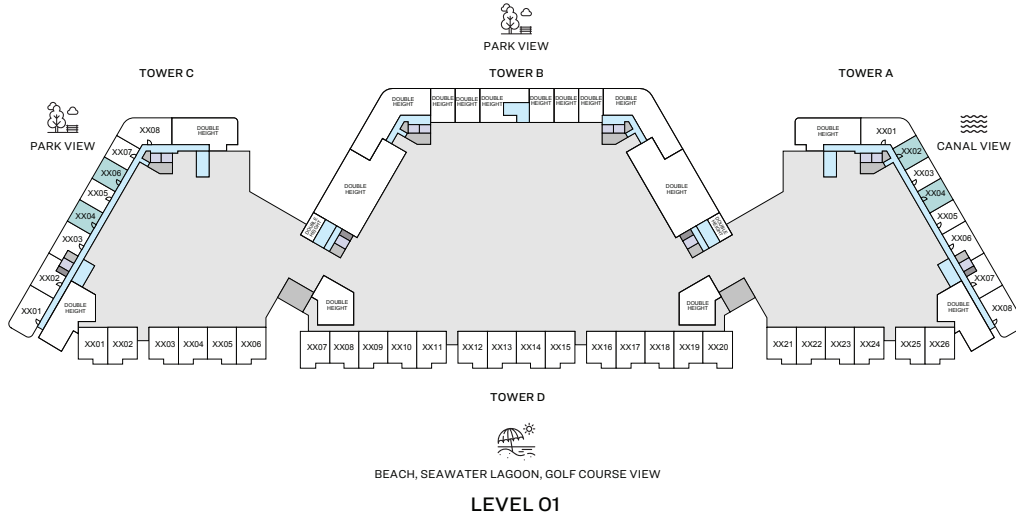
LEVEL 08



SEAWATER LAGOON, GOLF COURSE VIEW

LEVEL 09

- | | | | |
|---|--|---|---|
| 1 BED UNIT | 3 BEDROOM | GARBAGE | LIFT |
| 2 BED UNIT | CIRCULATION | SERVICES | |



List of unit numbers with this unit plan:

VIEWS

Amenity, Sea-water Lagoon

A-316, C-302, A-416, C-402, A-516, C-502, A-615, C-602, A-714, C-702

Canal, Park

A-102, A-104

Canal, Park, Sea-view

A-206, A-208, A-306, A-308, A-406, A-408, A-506, A-508, A-606, A-608, A-706, A-708

Park

C-104, C-106

Park, Sea-view

B-210, B-212, B-216, B-220, B-222, B-224, C-210, C-212, C-215, B-310, B-312, B-316, B-320, B-322, B-324, C-310, C-312, C-315, B-410, B-412, B-416, B-420, B-422, B-424, C-410, C-412, C-415, B-510, B-512, B-516, B-520, B-522, B-524, C-510, C-512, C-515, B-610, B-612, B-616, B-620, B-622, B-624, C-609, C-611, C-614, B-710, B-712, B-716, B-720, B-722, B-724, C-708, C-710, C-713, B-809, B-811, B-815, B-819, B-821, B-823, B-908, B-910, B-914, B-918, B-920, B-922

Pool, Sea-water Lagoon

B-332, B-432, B-436, B-532, B-536, B-539, B-632, B-636, B-639, B-732, B-736, B-739, B-830, B-834, B-837, B-928, B-932, B-935

Pool, Sea-water Lagoon, Golf Course

B-302, B-402, B-502, B-602, B-702, B-802, B-902

1
BEDROOM
APARTMENT

TYPE A

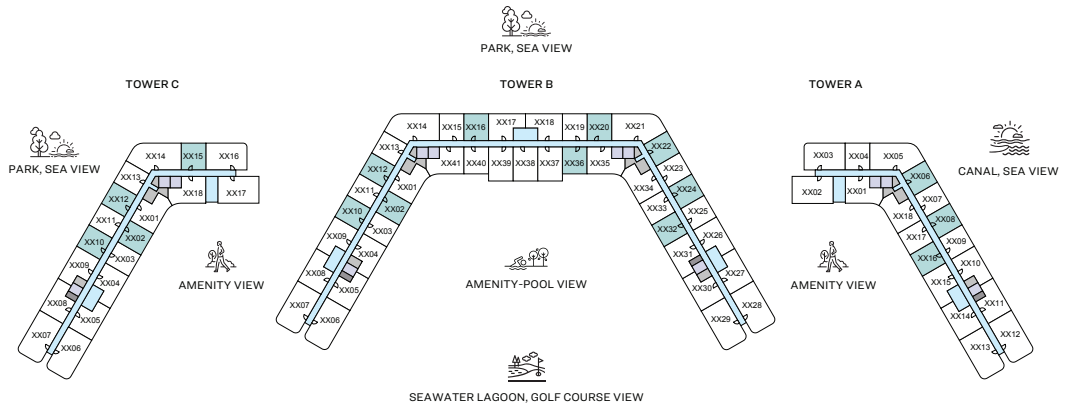
(with powder room + balcony)

TOTAL SALEABLE AREA

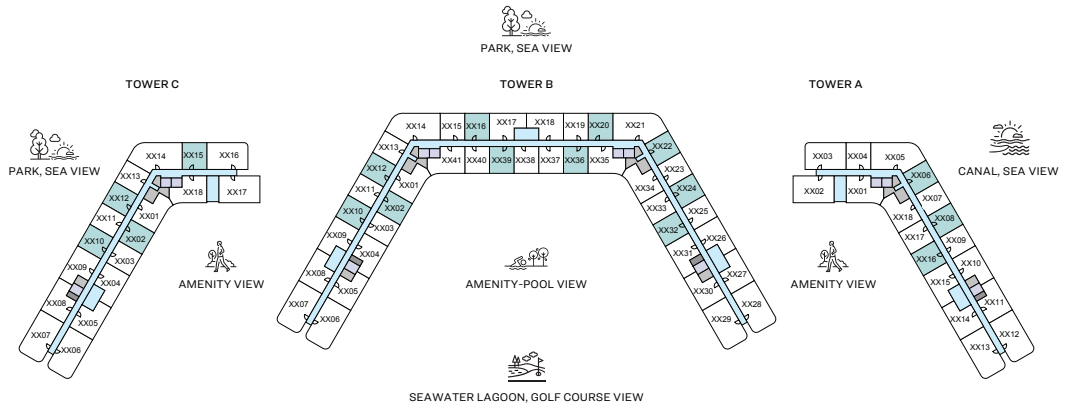
SUITE RANGE = 465.86 - 468.45 SQ.FT.

BALCONY RANGE = 45.96 - 47.36 SQ.FT.

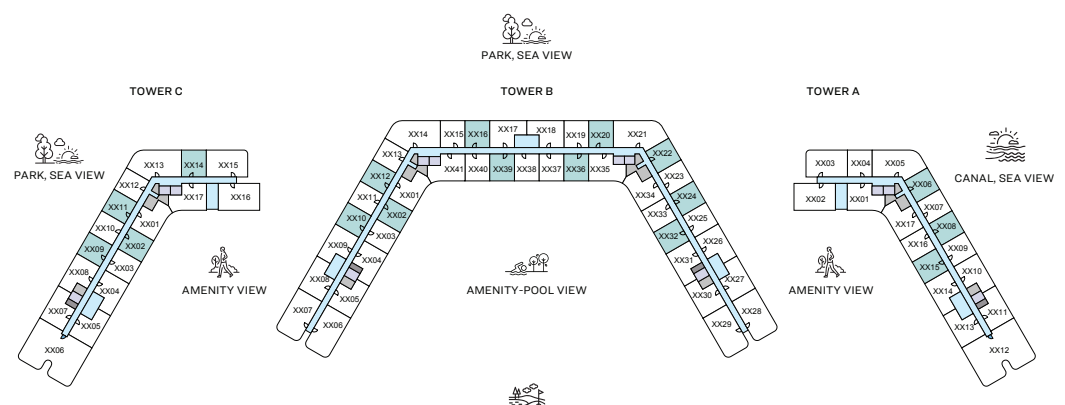
TOTAL RANGE = 513.22 - 515.81 SQ.FT.



LEVEL 04



LEVEL 05



LEVEL 06

1
BEDROOM
APARTMENT

TYPE A

(with powder room + balcony)

TOTAL SALEABLE AREA

SUITE RANGE = 465.86 - 468.45 SQ.FT.
BALCONY RANGE = 45.96 - 47.36 SQ.FT.
TOTAL RANGE = 513.22 - 515.81 SQ.FT.

List of unit numbers with this unit plan:

VIEWS

Amenity, Sea-water Lagoon

A-316, C-302, A-416, C-402, A-516, C-502, A-615, C-602, A-714, C-702

Canal, Park

A-102, A-104

Canal, Park, Sea-view

A-206, A-208, A-306, A-308, A-406, A-408, A-506, A-508, A-606, A-608, A-706, A-708

Park

C-104, C-106

Park, Sea-view

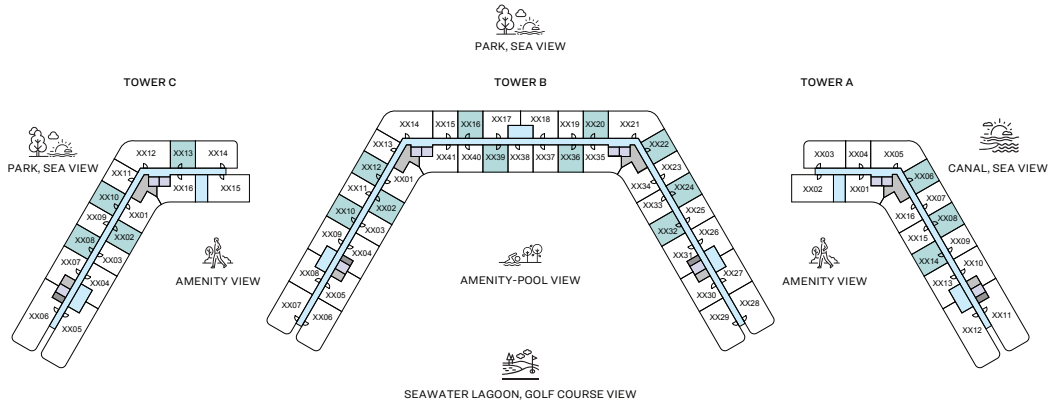
B-210, B-212, B-216, B-220, B-222, B-224, C-210, C-212, C-215, B-310, B-312, B-316, B-320, B-322, B-324, C-310, C-312, C-315, B-410, B-412, B-416, B-420, B-422, B-424, C-410, C-412, C-415, B-510, B-512, B-516, B-520, B-522, B-524, C-510, C-512, C-515, B-610, B-612, B-616, B-620, B-622, B-624, C-609, C-611, C-614, B-710, B-712, B-716, B-720, B-722, B-724, C-708, C-710, C-713, B-809, B-811, B-815, B-819, B-821, B-823, B-908, B-910, B-914, B-918, B-920, B-922

Pool, Sea-water Lagoon

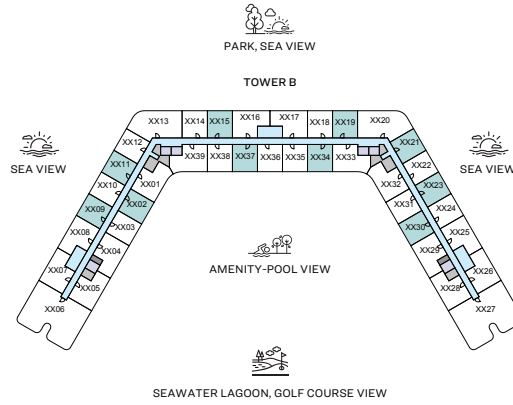
B-332, B-432, B-436, B-532, B-536, B-539, B-632, B-636, B-639, B-732, B-736, B-739, B-830, B-834, B-837, B-928, B-932, B-935

Pool, Sea-water Lagoon, Golf Course

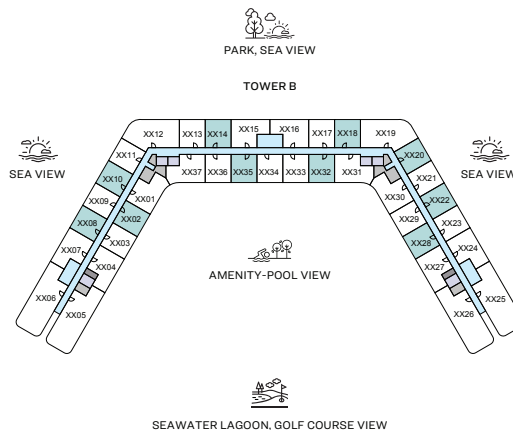
B-302, B-402, B-502, B-602, B-702, B-802, B-902



LEVEL 07



LEVEL 08



LEVEL 09

List of unit numbers with this unit plan:

VIEWS

Amenity, Sea-water Lagoon

A-316, C-302, A-416, C-402, A-516, C-502, A-615, C-602, A-714, C-702

Canal, Park

A-102, A-104

Canal, Park, Sea-view

A-206, A-208, A-306, A-308, A-406, A-408, A-506, A-508, A-606, A-608, A-706, A-708

Park

C-104, C-106

Park, Sea-view

B-210, B-212, B-216, B-220, B-222, B-224, C-210, C-212, C-215, B-310, B-312, B-316, B-320, B-322, B-324, C-310, C-312, C-315, B-410, B-412, B-416, B-420, B-422, B-424, C-410, C-412, C-415, B-510, B-512, B-516, B-520, B-522, B-524, C-510, C-512, C-515, B-612, B-616, B-620, B-622, B-624, C-609, C-611, C-614, B-710, B-716, B-720, B-722, B-724, C-708, C-710, C-713, B-809, B-811, B-815, B-819, B-821, B-823, B-908, B-910, B-914, B-918, B-920, B-922

Pool, Sea-water Lagoon

B-332, B-432, B-436, B-532, B-536, B-539, B-632, B-636, B-639, B-732, B-736, B-739, B-830, B-834, B-837, B-928, B-932, B-935

Pool, Sea-water Lagoon, Golf Course

B-302, B-402, B-502, B-602, B-702, B-802, B-902

1
BEDROOM
APARTMENT

TYPE A

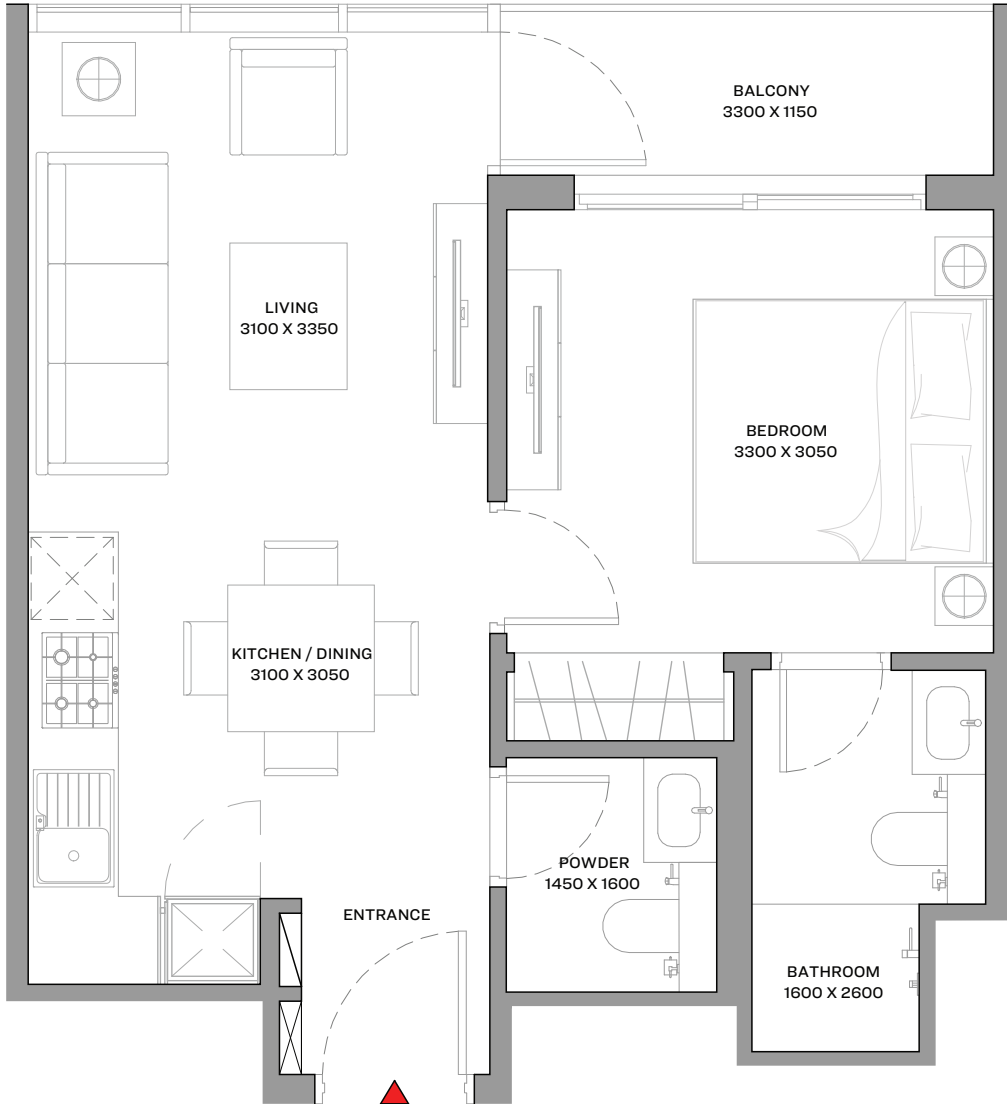
(with powder room + balcony)

TOTAL SALEABLE AREA

SUITE RANGE = 465.86 - 468.45 SQ.FT.

BALCONY RANGE = 45.96 - 47.36 SQ.FT.

TOTAL RANGE = 513.22 - 515.81 SQ.FT.



1
BEDROOM
APARTMENT

TYPE A

(with powder room + balcony)

TOTAL SALEABLE AREA

SUITE RANGE = 465.86 - 468.45 SQ.FT.
BALCONY RANGE = 45.96 - 47.36 SQ.FT.
TOTAL RANGE = 513.22 - 515.81 SQ.FT.

List of unit numbers with this unit plan:

IEWS

Amenity, Sea-water Lagoon

A-316, C-302, A-416, C-402, A-516, C-502, A-615, C-602, A-714, C-702

Canal, Park

A-102, A-104

Canal, Park, Sea-view

A-206, A-208, A-306, A-308, A-406, A-408, A-506, A-508, A-606, A-608, A-706, A-708

Park

C-104, C-106

Park, Sea-view

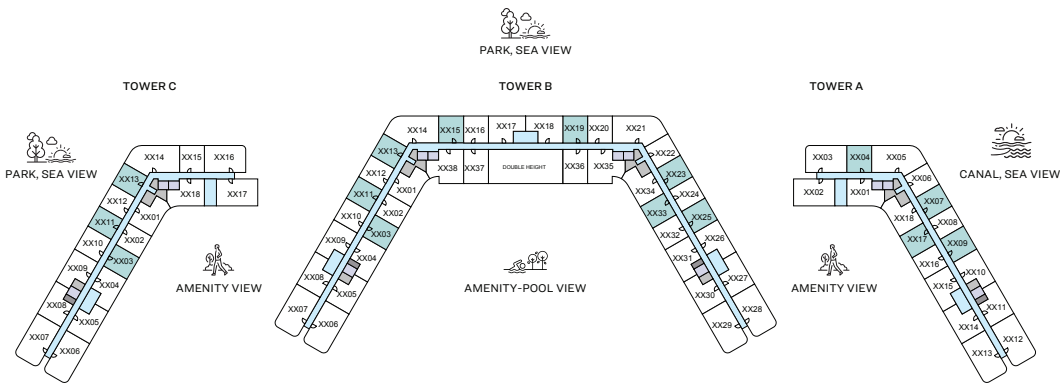
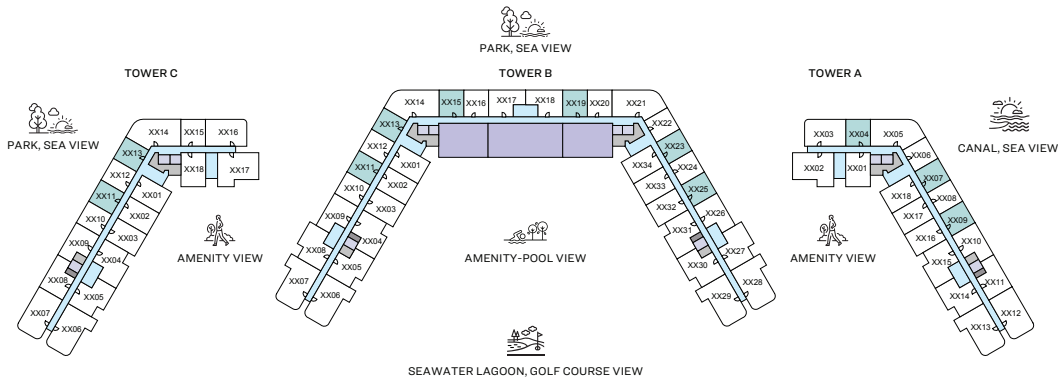
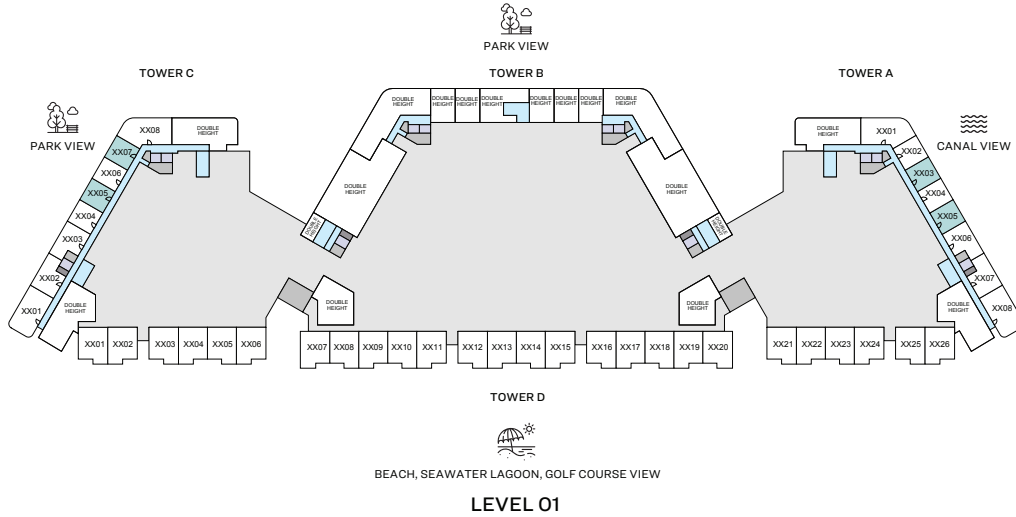
B-210, B-212, B-216, B-220, B-222, B-224, C-210, C-212, C-215, B-310, B-312, B-316, B-320, B-322, B-324, C-310, C-312, C-315, B-410, B-412, B-416, B-420, B-422, B-424, C-410, C-412, C-415, B-510, B-512, B-516, B-520, B-522, B-524, C-510, C-512, C-515, B-610, B-612, B-616, B-620, B-622, B-624, C-609, C-611, C-614, B-710, B-712, B-716, B-720, B-722, B-724, C-708, C-710, C-713, B-809, B-811, B-815, B-819, B-821, B-823, B-908, B-910, B-914, B-918, B-920, B-922

Pool, Sea-water Lagoon

B-332, B-432, B-436, B-532, B-536, B-539, B-632, B-636, B-639, B-732, B-736, B-739, B-830, B-834, B-837, B-928, B-932, B-935

Pool, Sea-water Lagoon, Golf Course

B-302, B-402, B-502, B-602, B-702, B-802, B-902



1
BEDROOM
APARTMENT

TYPE A VARIANT 1

(with powder room + balcony)

TOTAL SALEABLE AREA
SUITE RANGE = 464.68 - 469.31 SQ.FT.
BALCONY RANGE = 47.36 - 47.68 SQ.FT.
TOTAL RANGE = 512.04 - 516.99 SQ.FT.

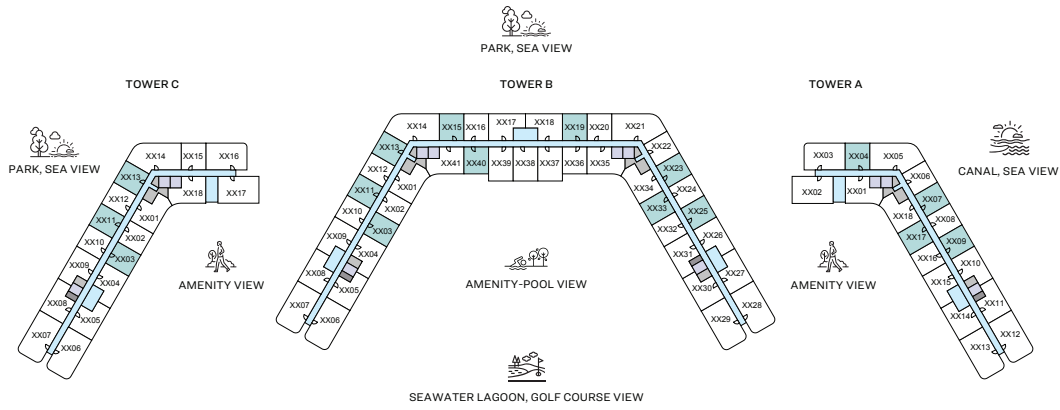
List of unit numbers with this unit plan:

VIEWS

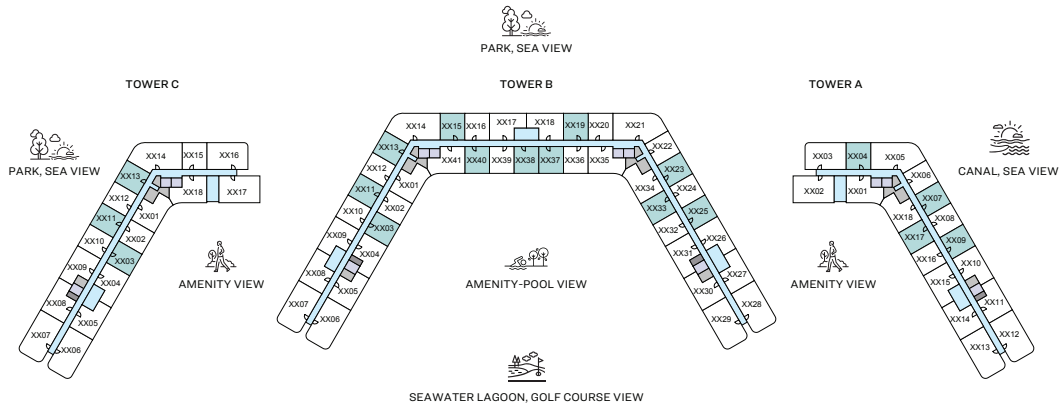
- Amenity, Sea-water Lagoon
A-317, C-303, A-417, C-403, A-517, C-503, A-616, C-603, A-715, C-703
- Canal, Park
A-103, A-105
- Canal, Park, Sea-view
A-207, A-209, A-307, A-309, A-407, A-409, A-507, A-509, A-607, A-609, A-707, A-709
- Park
C-105, C-107

- Park, Sea-view
A-204, B-211, B-213, B-215, B-219, B-223, B-225, C-211, C-213, A-304, B-311, B-313, B-315, B-319, B-323, B-325, C-311, C-313, A-404, B-411, B-413, B-415, B-419, B-423, B-425, C-411, C-413, A-504, B-511, B-513, B-515, B-519, B-523, B-525, C-511, C-513, A-604, B-611, B-613, B-615, B-619, B-623, B-625, C-610, C-612, A-704, B-711, B-713, B-715, B-719, B-723, B-725, C-709, C-711, B-810, B-812, B-814, B-818, B-822, B-824, B-909, B-911, B-913, B-917, B-921, B-923
- Pool, Sea-water Lagoon
B-333, B-433, B-440, B-533, B-537, B-538, B-540, B-633, B-637, B-638, B-640, B-733, B-737, B-738, B-740, B-831, B-835, B-836, B-838, B-929, B-933, B-934, B-936
- Pool, Sea-water Lagoon, Golf Course
B-303, B-403, B-503, B-603, B-703, B-803, B-903

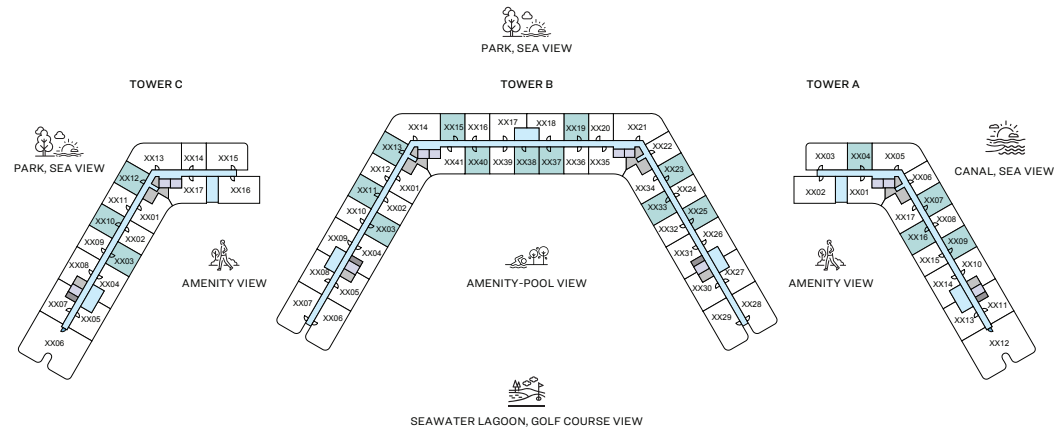
Disclaimer: 1. All dimensions are in metric, measured to wall finishes. 2. All materials, dimensions & drawings are approximate. 3. Information is subject to change without notice, at developer's absolute discretion. 4. Actual area may vary from the stated area. 5. Drawing are not to scale. 6. All images used are for illustrative purpose only and do not represent the actual size, features, specifications, fittings and furnishings. 7. The developer reserves the right to make revisions/ alterations, at its absolute discretion, without any liability whatsoever.



LEVEL 04



LEVEL 05



LEVEL 06

1
BEDROOM
APARTMENT

TYPE A VARIANT 1

(with powder room + balcony)

TOTAL SALEABLE AREA
SUITE RANGE = 464.68 - 469.31 SQ.FT.
BALCONY RANGE = 47.36 - 47.68 SQ.FT.
TOTAL RANGE = 512.04 - 516.99 SQ.FT.

List of unit numbers with this unit plan:

VIEWS

Amenity, Sea-water Lagoon

A-317, C-303, A-417, C-403, A-517, C-503, A-616, C-603, A-715, C-703

Canal, Park

A-103, A-105

Canal, Park, Sea-view

A-207, A-209, A-307, A-309, A-407, A-409, A-507, A-509, A-607, A-609, A-707, A-709

Park

C-105, C-107

Park, Sea-view

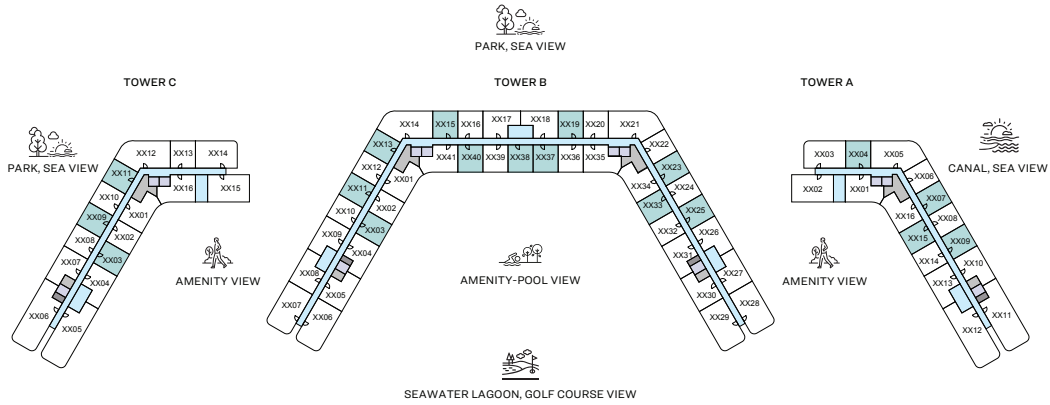
A-204, B-211, B-213, B-215, B-219, B-223, B-225, C-211, C-213, A-304, B-311, B-313, B-315, B-319, B-323, B-325, C-311, C-313, A-404, B-411, B-413, B-415, B-419, B-423, B-425, C-411, C-413, A-504, B-511, B-513, B-515, B-519, B-523, B-525, C-511, C-513, A-604, B-611, B-613, B-615, B-619, B-623, B-625, C-610, C-612, A-704, B-711, B-713, B-715, B-719, B-723, B-725, C-709, C-711, B-810, B-812, B-814, B-818, B-822, B-824, B-909, B-911, B-913, B-917, B-921, B-923

Pool, Sea-water Lagoon

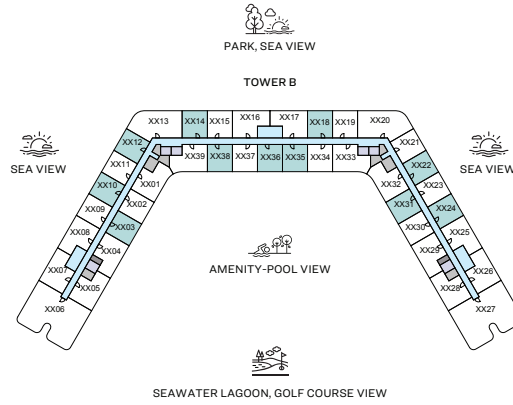
B-333, B-433, B-440, B-533, B-537, B-538, B-540, B-633, B-637, B-638, B-640, B-733, B-737, B-738, B-740, B-831, B-835, B-836, B-838, B-929, B-933, B-934, B-936

Pool, Sea-water Lagoon, Golf Course

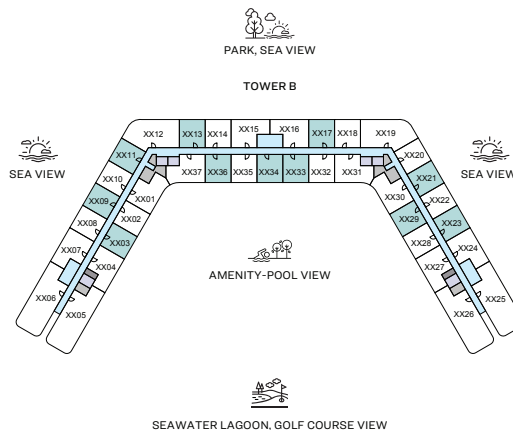
B-303, B-403, B-503, B-603, B-703, B-803, B-903



LEVEL 07



LEVEL 08



LEVEL 09

List of unit numbers with this unit plan:

VIEWS

Amenity, Sea-water Lagoon

A-317, C-303, A-417, C-403, A-517, C-503, A-616, C-603, A-715, C-703

Canal, Park

A-103, A-105

Canal, Park, Sea-view

A-207, A-209, A-307, A-309, A-407, A-409, A-507, A-509, A-607, A-609, A-707, A-709

Park

C-105, C-107

Park, Sea-view

A-204, B-211, B-213, B-215, B-219, B-223, B-225, C-211, C-213, A-304, B-311, B-313, B-315, B-319, B-323, B-325, C-311, C-313, A-404, B-411, B-413, B-415, B-419, B-423, B-425, C-411, C-413, A-504, B-511, B-513, B-515, B-519, B-523, B-525, C-511, C-513, A-604, B-611, B-613, B-615, B-619, B-623, B-625, C-610, C-612, A-704, B-711, B-713, B-715, B-719, B-723, B-725, C-709, C-711, B-810, B-812, B-814, B-818, B-822, B-824, B-909, B-911, B-913, B-917, B-921, B-923

Pool, Sea-water Lagoon

B-333, B-433, B-440, B-533, B-537, B-538, B-540, B-633, B-637, B-638, B-640, B-733, B-737, B-738, B-740, B-831, B-835, B-836, B-838, B-929, B-933, B-934, B-936

Pool, Sea-water Lagoon, Golf Course

B-303, B-403, B-503, B-603, B-703, B-803, B-903

1
BEDROOM
APARTMENT

**TYPE A
VARIANT 1**

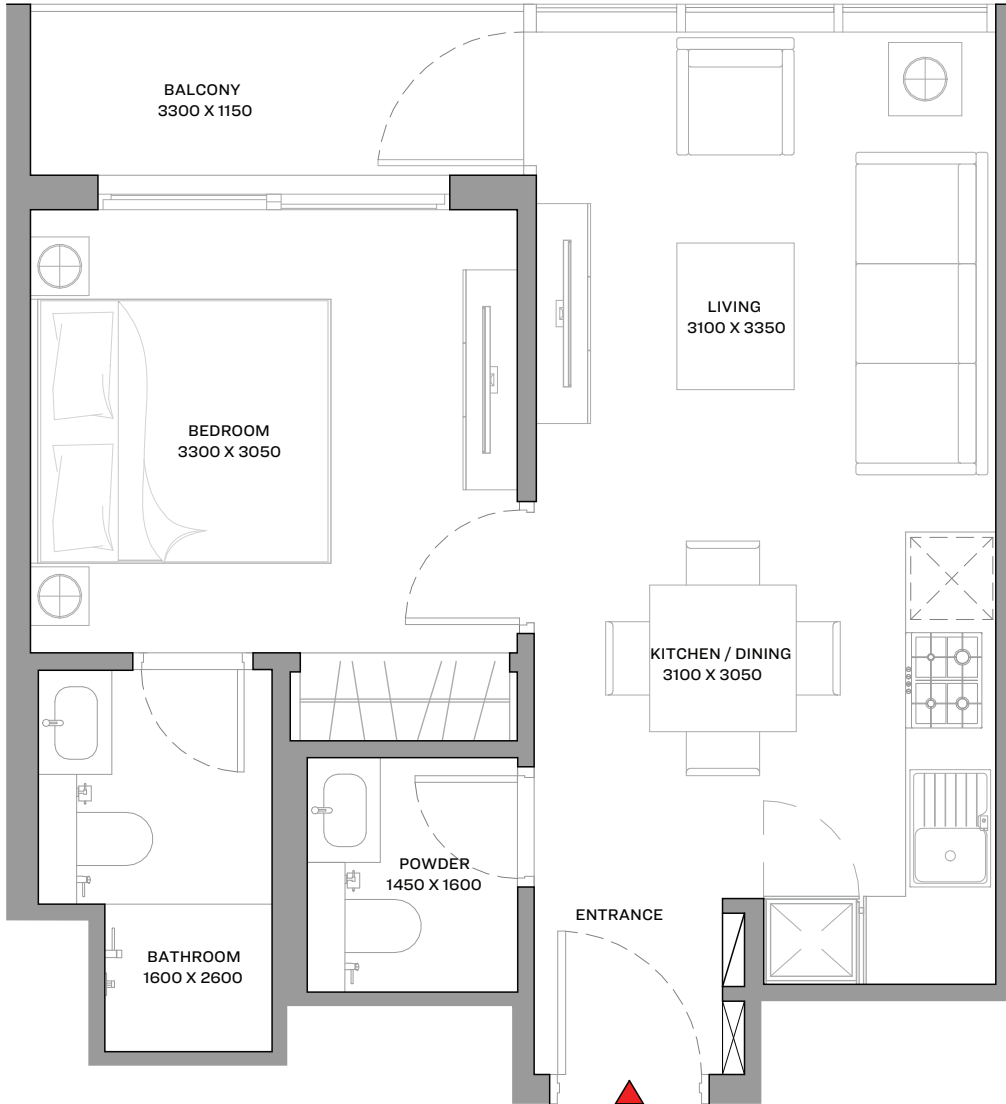
(with powder room + balcony)

TOTAL SALEABLE AREA

SUITE RANGE = 464.68 - 469.31 SQ.FT.

BALCONY RANGE = 47.36 - 47.68 SQ.FT.

TOTAL RANGE = 512.04 - 516.99 SQ.FT.



1
BEDROOM
APARTMENT

**TYPE A
VARIANT 1**
(with powder room + balcony)

TOTAL SALEABLE AREA
SUITE RANGE = 464.68 - 469.31 SQ.FT.
BALCONY RANGE = 47.36 - 47.68 SQ.FT.
TOTAL RANGE = 512.04 - 516.99 SQ.FT.

List of unit numbers with this unit plan:

VIEWS

Amenity, Sea-water Lagoon

A-317, C-303, A-417, C-403, A-517, C-503, A-616,
C-603, A-715, C-703

Canal, Park

A-103, A-105

Canal, Park, Sea-view

A-207, A-209, A-307, A-309, A-407, A-409, A-507,
A-509, A-607, A-609, A-707, A-709

Park

C-105, C-107

Park, Sea-view

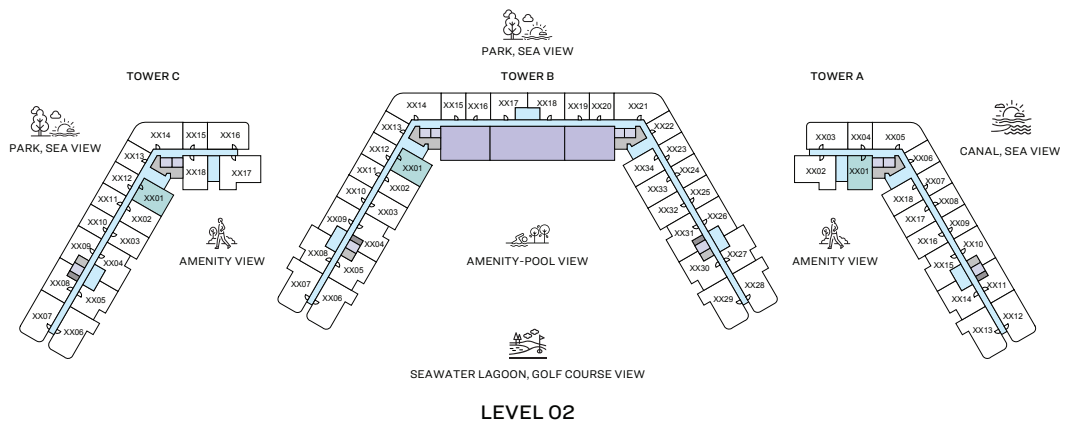
A-204, B-211, B-213, B-215, B-219, B-223, B-225, C-211, C-213, A-304,
B-311, B-313, B-315, B-319, B-323, B-325, C-311, C-313, A-404, B-411,
B-413, B-415, B-419, B-423, B-425, C-411, C-413, A-504, B-511, B-513,
B-515, B-519, B-523, B-525, C-511, C-513, A-604, B-611, B-613, B-615,
B-619, B-623, B-625, C-610, C-612, A-704, B-711, B-713, B-715, B-719,
B-723, B-725, C-709, C-711, B-810, B-812, B-814, B-818, B-822, B-824,
B-909, B-911, B-913, B-917, B-921, B-923

Pool, Sea-water Lagoon

B-333, B-433, B-440, B-533, B-537, B-538, B-540, B-633,
B-637, B-638, B-640, B-733, B-737, B-738, B-740, B-831, B-835,
B-836, B-838, B-929, B-933, B-934, B-936

Pool, Sea-water Lagoon, Golf Course

B-303, B-403, B-503, B-603, B-703, B-803, B-903



1

BEDROOM APARTMENT

TYPE B

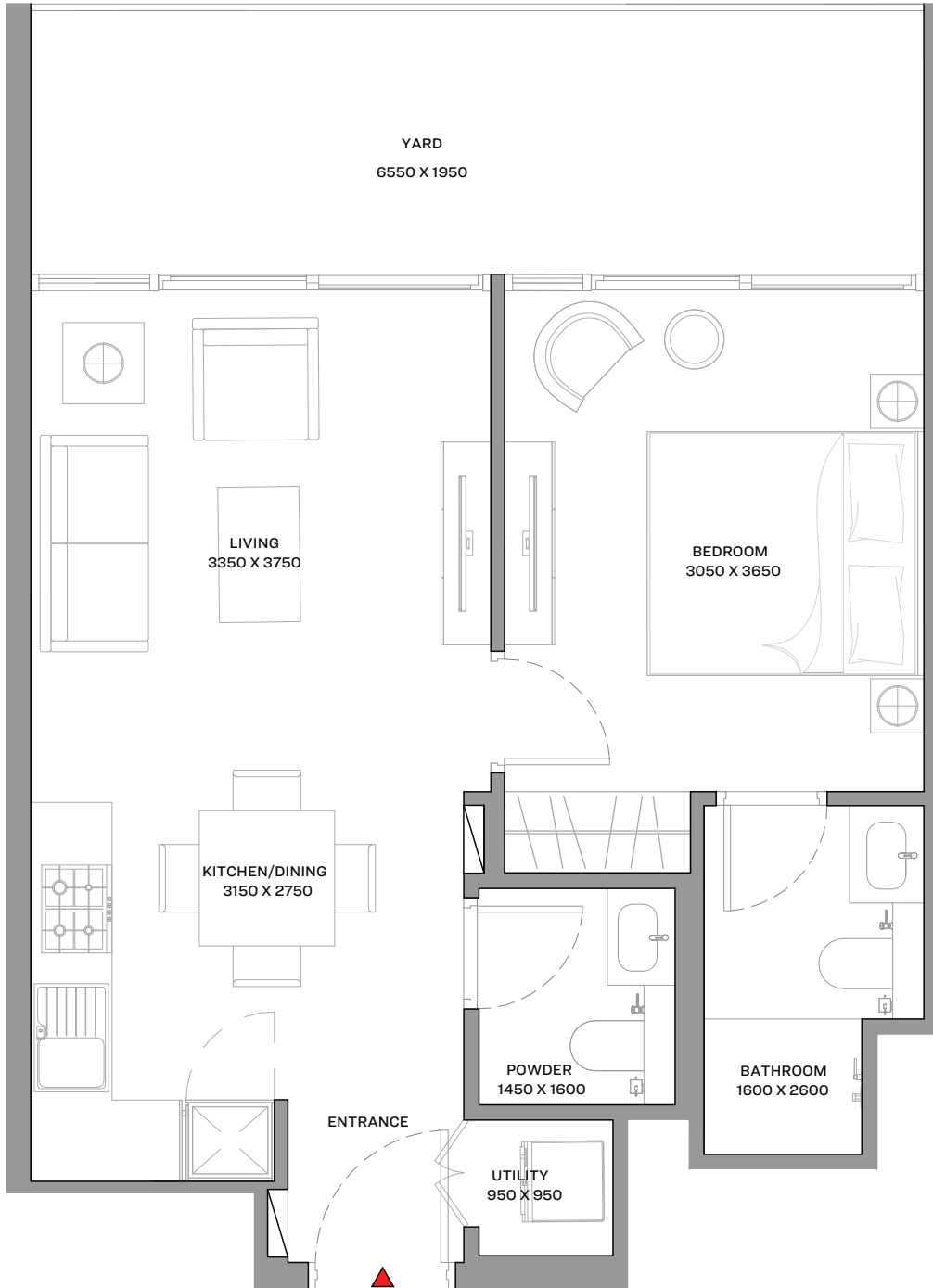
(with powder room + yard)

TOTAL SALEABLE AREA
 SUITE RANGE = 502.67 - 505.90 SQ.FT.
 YARD RANGE = 144.88 - 147.04 SQ.FT.
 TOTAL RANGE = 649.60 - 650.79 SQ.FT.

List of unit numbers with this unit plan:

VIEWS

- Amenity, Sea-water Lagoon
A-201, C-201
- Pool, Sea-water Lagoon, Golf Course
B-201



1

BEDROOM APARTMENT

TYPE B

(with powder room + yard)

TOTAL SALEABLE AREA

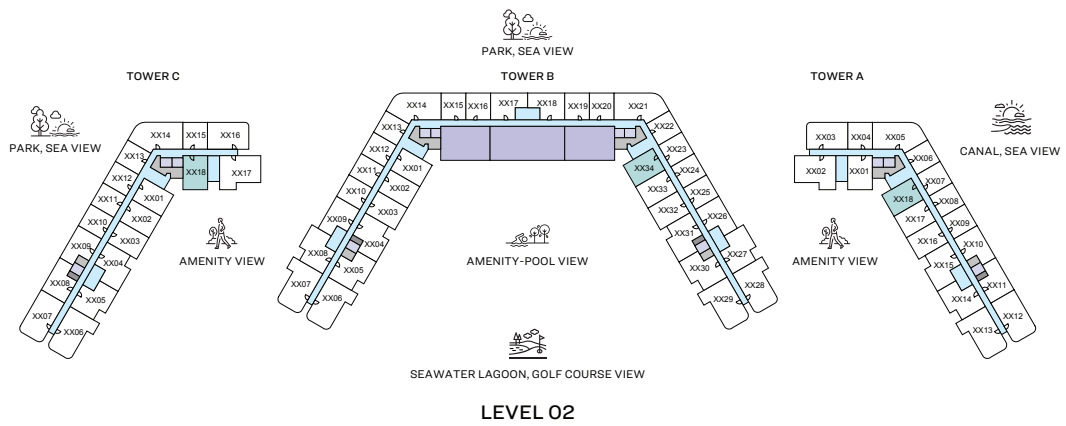
SUITE RANGE = 502.67 - 505.90 SQ.FT.
 YARD RANGE = 144.88 - 147.04 SQ.FT.
 TOTAL RANGE = 649.60 - 650.79 SQ.FT.

List of unit numbers with this unit plan:

VIEWS

Amenity, Sea-water Lagoon
 A-201, C-201

Pool, Sea-water Lagoon, Golf Course
 B-201



1
BEDROOM
APARTMENT

TYPE B
VARIANT 1

(with powder room + yard)

TOTAL SALEABLE AREA

SUITE RANGE = 502.35 - 505.80 SQ.FT.

YARD RANGE = 144.88 - 147.04 SQ.FT.

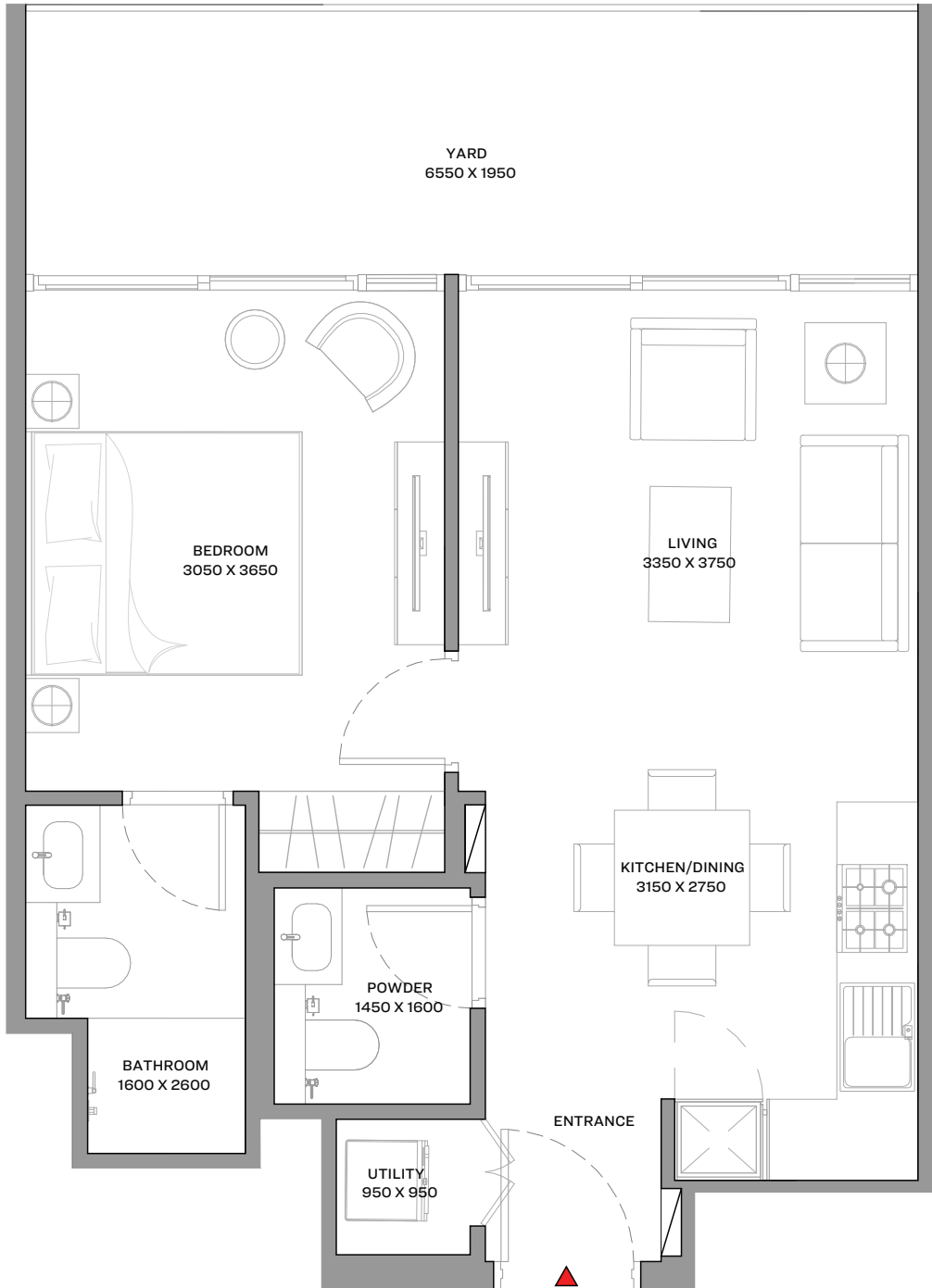
TOTAL RANGE = 649.39 - 650.68 SQ.FT.

List of unit numbers with this unit plan:

IEWS

Amenity, Sea-water Lagoon
A-218, C-218

Pool, Sea-water Lagoon
B-234



1

BEDROOM
APARTMENT

TYPE B VARIANT 1

(with powder room + yard)

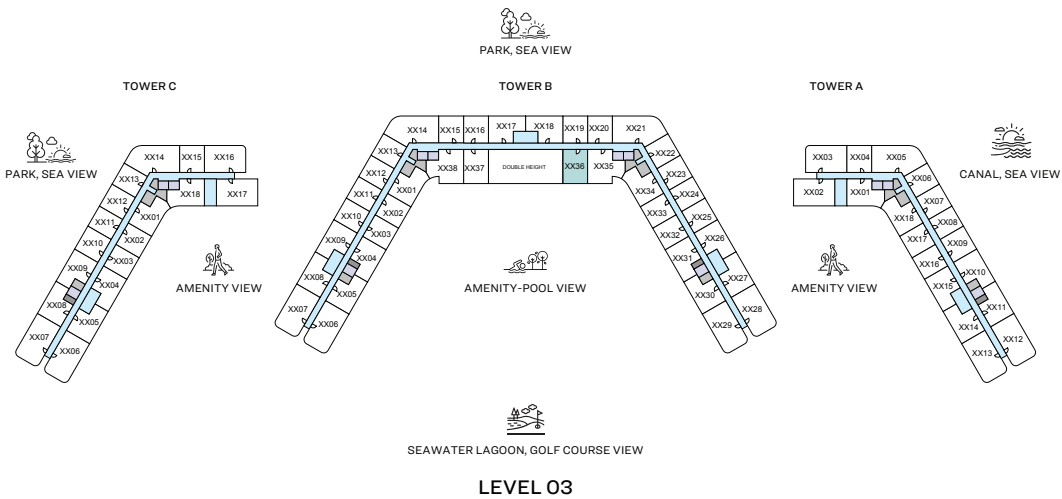
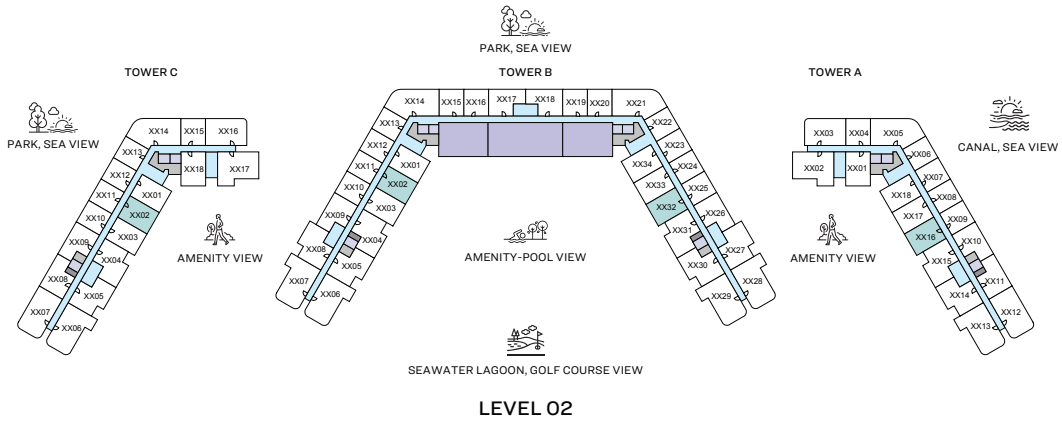
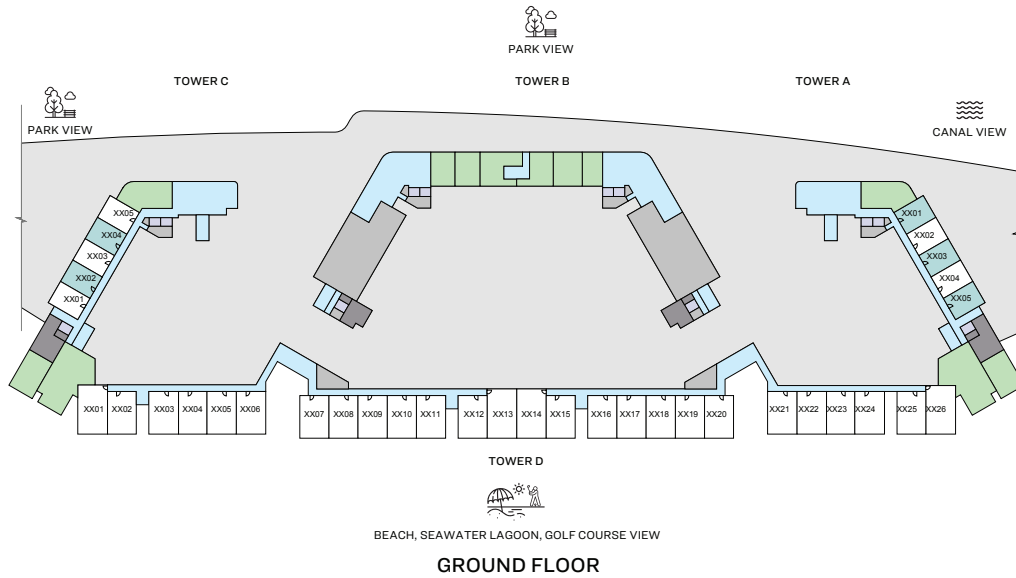
TOTAL SALEABLE AREA
SUITE RANGE = 502.35 - 505.80 SQ.FT.
YARD RANGE = 144.88 -147.04 SQ.FT.
TOTAL RANGE = 649.39 - 650.68 SQ.FT.

List of unit numbers with this unit plan:

VIEWS

Amenity, Sea-water Lagoon
A-218, C-218

Pool, Sea-water Lagoon
B-234



1
BEDROOM
APARTMENT

TYPE C

(with powder room + yard)

TOTAL SALEABLE AREA

SUITE RANGE = 505.37 - 514.19 SQ.FT.

YARD RANGE = 149.40 - 151.23 SQ.FT.

TOTAL RANGE = 654.88 - 665.42 SQ.FT.

List of unit numbers with this unit plan:

VIEWS

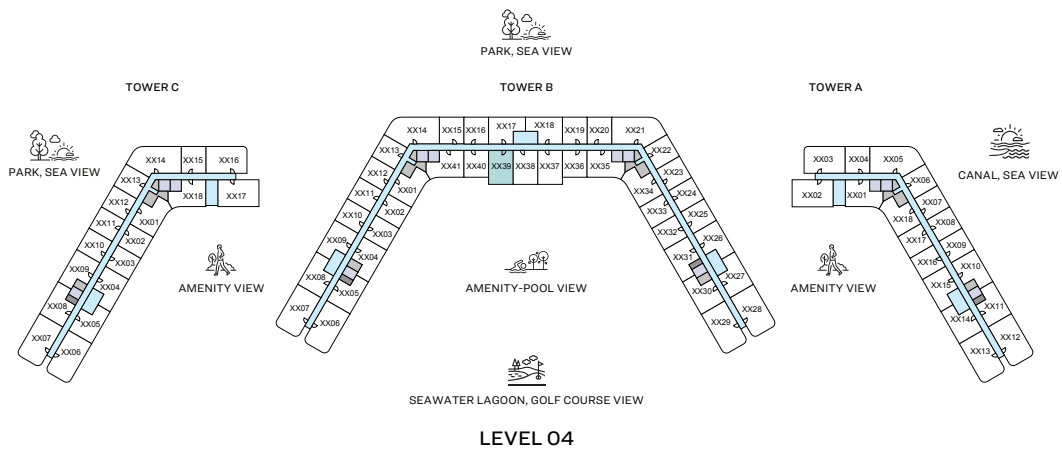
Amenity, Sea-water Lagoon
A-216, C-202

Canal, Park
A-01, A-03, A-05

Park
C-02, C-04

Pool, Sea-water Lagoon
B-232, B-336, B-439

Pool, Sea-water Lagoon, Golf Course
B-202



1

BEDROOM APARTMENT

TYPE C

(with powder room + yard)

TOTAL SALEABLE AREA
 SUITE RANGE = 505.37 - 514.19 SQ.FT.
 YARD RANGE = 149.40 - 151.23 SQ.FT.
 TOTAL RANGE = 654.88 - 665.42 SQ.FT.

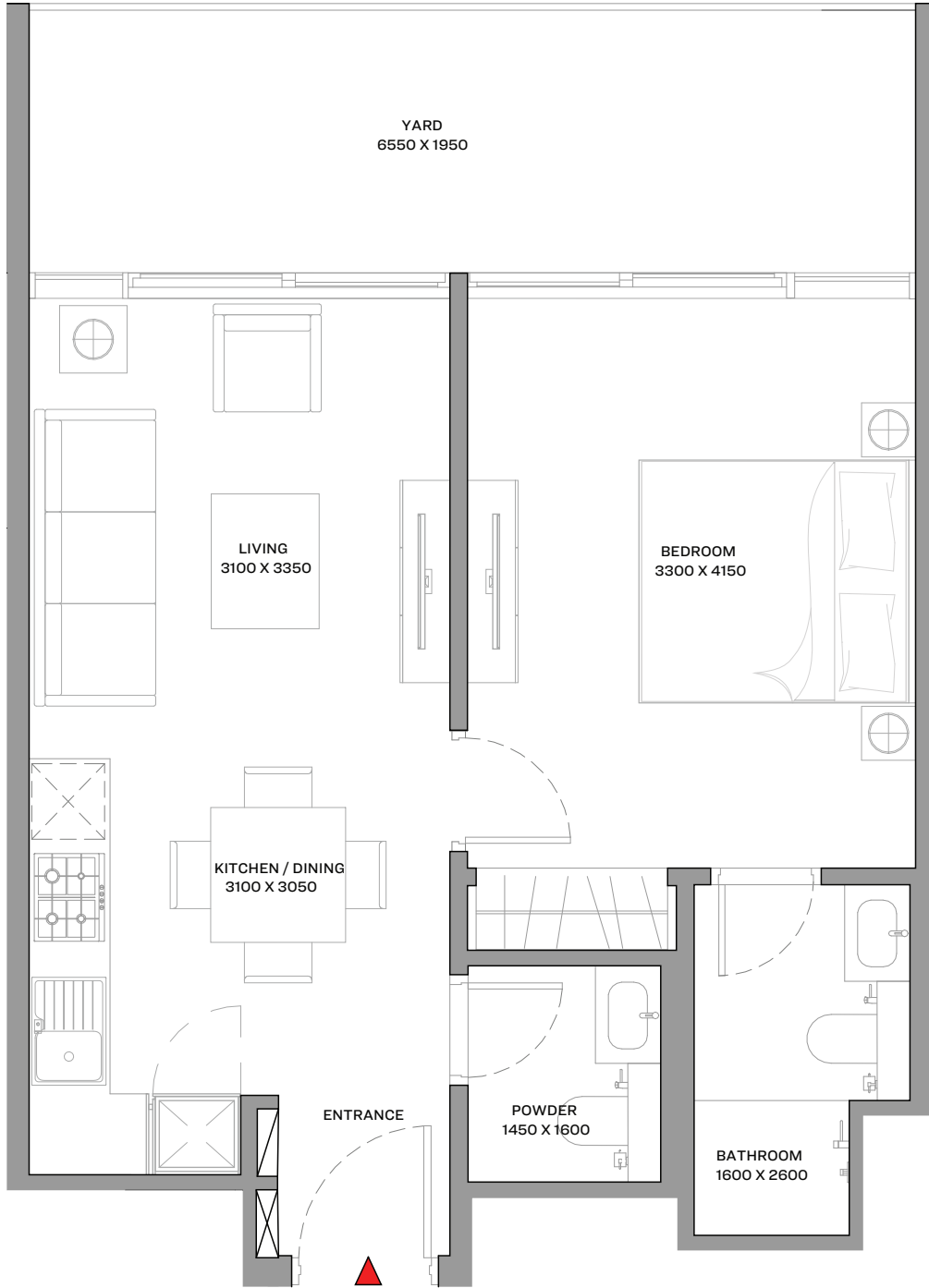
List of unit numbers with this unit plan:

VIEWES

- Amenity, Sea-water Lagoon
A-216, C-202
- Canal, Park
A-01, A-03, A-05
- Park
C-02, C-04

- Pool, Sea-water Lagoon
B-232, B-336, B-439

- Pool, Sea-water Lagoon, Golf Course
B-202



1
BEDROOM
APARTMENT

TYPE C
(with powder room + yard)

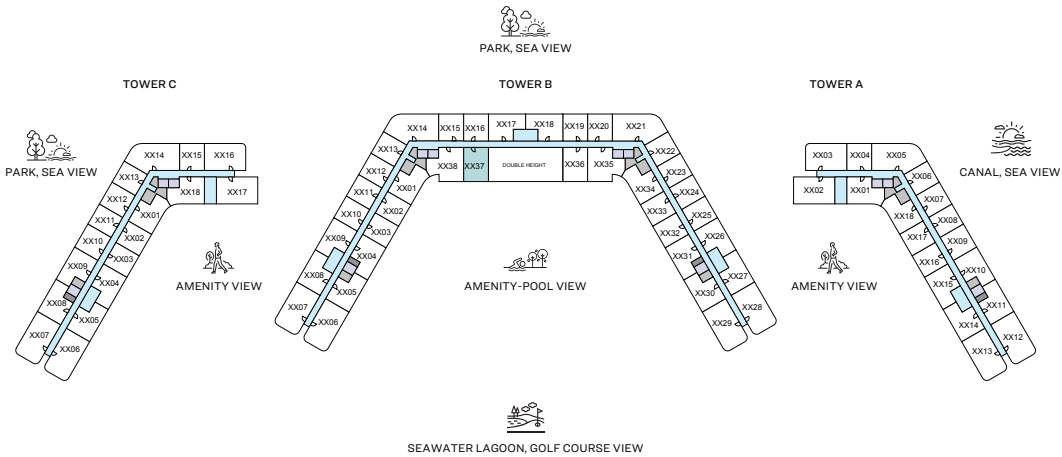
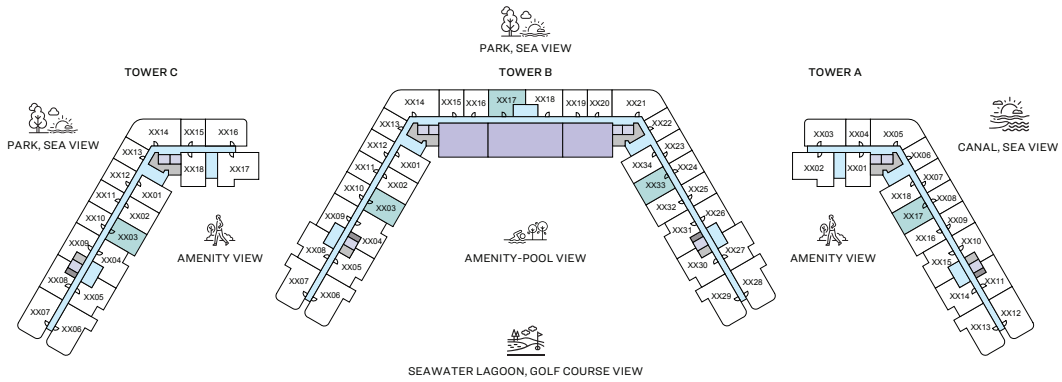
TOTAL SALEABLE AREA
SUITE RANGE = 505.37 - 514.19 SQ.FT.
YARD RANGE = 149.40 - 151.23 SQ.FT.
TOTAL RANGE = 654.88 - 665.42 SQ.FT.

List of unit numbers with this unit plan:

VIEWS

Amenity, Sea-water Lagoon
A-216, C-202
Canal, Park
A-01, A-03, A-05
Park
C-02, C-04

Pool, Sea-water Lagoon
B-232, B-336, B-439
Pool, Sea-water Lagoon, Golf Course
B-202



List of unit numbers with this unit plan:

VIEWS

Amenity, Sea-water Lagoon
A-217, C-203

Canal, Park
A-02, A-04

Park
C-01, C-03, C-05

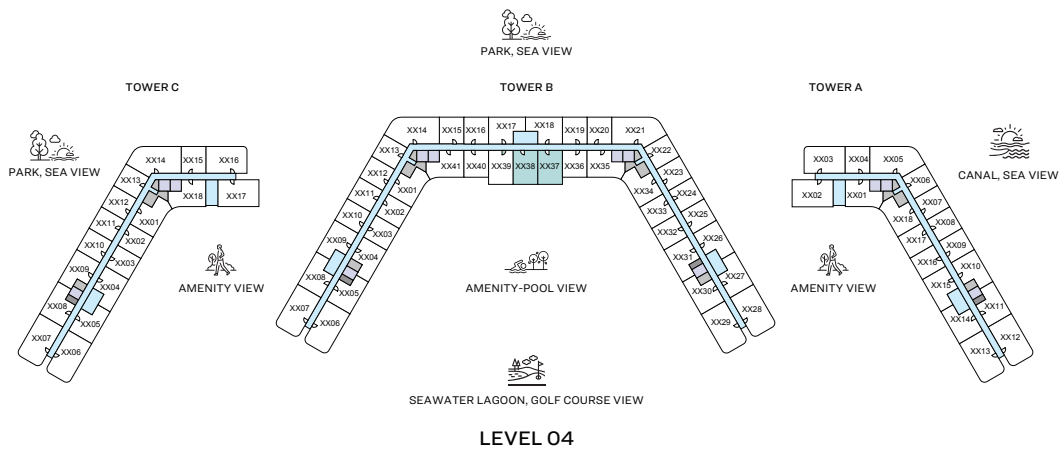
Pool, Sea-water Lagoon
B-233, B-337, B-437, B-438

Pool, Sea-water Lagoon, Golf Course
B-203

1
BEDROOM
APARTMENT

**TYPE C
VARIANT 1**
(with powder room + yard)

TOTAL SALEABLE AREA
SUITE RANGE = 505.37 - 515.59 SQ.FT.
YARD RANGE = 149.51 - 151.23 SQ.FT.
TOTAL RANGE = 654.88 - 666.82 SQ.FT.



1
BEDROOM
APARTMENT

**TYPE C
VARIANT 1**
(with powder room + yard)

TOTAL SALEABLE AREA
SUITE RANGE = 505.37 - 515.59 SQ.FT.
YARD RANGE = 149.51 - 151.23 SQ.FT.
TOTAL RANGE = 654.88 - 666.82 SQ.FT.

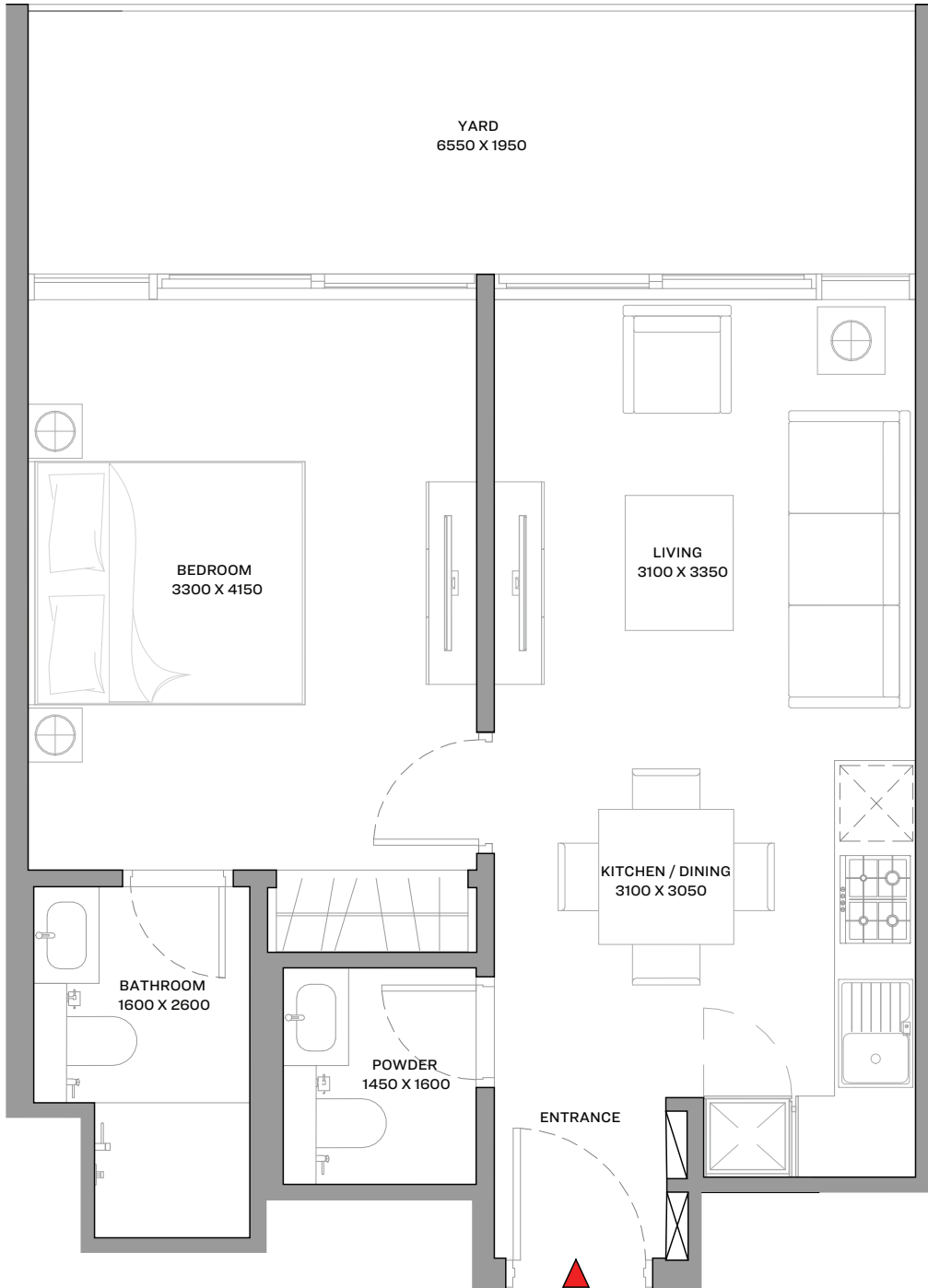
List of unit numbers with this unit plan:

VIEWS

- Amenity, Sea-water Lagoon
A-217, C-203
- Canal, Park
A-02, A-04
- Park
C-01, C-03, C-05

- Pool, Sea-water Lagoon
B-233, B-337, B-437, B-438

- Pool, Sea-water Lagoon, Golf Course
B-203



1
BEDROOM
APARTMENT

**TYPE C
VARIANT 1**
(with powder room + yard)

TOTAL SALEABLE AREA
SUITE RANGE = 505.37 - 515.59 SQ.FT.
YARD RANGE = 149.51 - 151.23 SQ.FT.
TOTAL RANGE = 654.88 - 666.82 SQ.FT.

List of unit numbers with this unit plan:

VIEWS

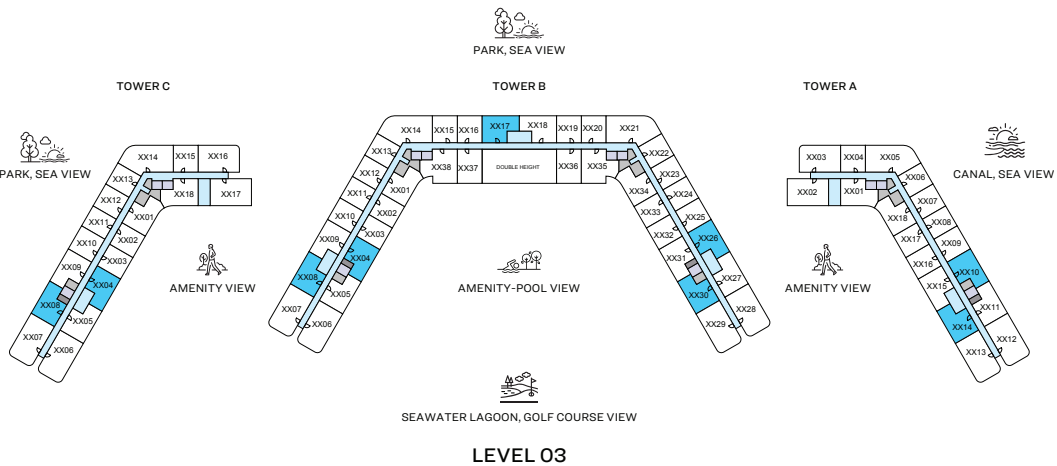
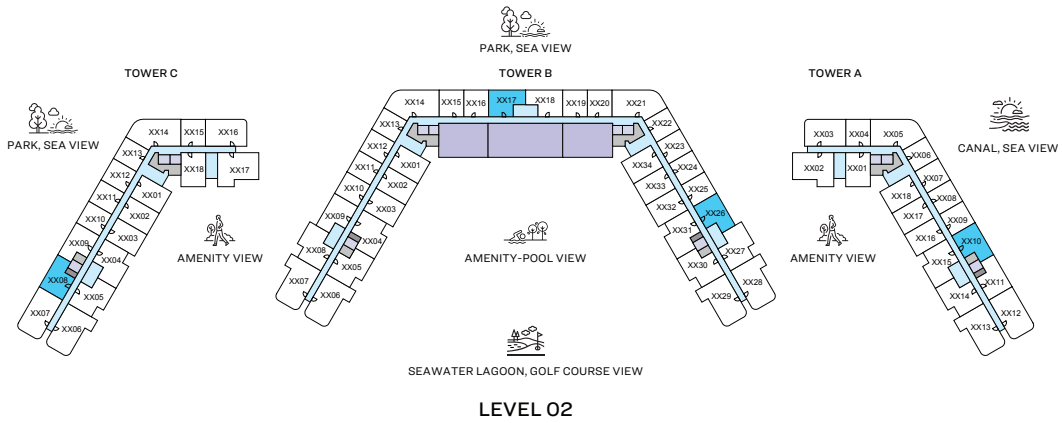
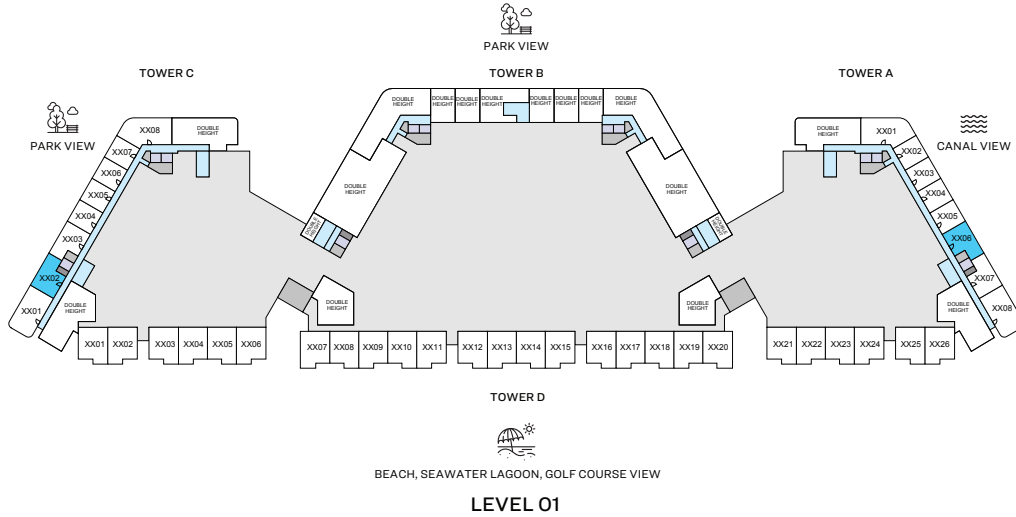
Amenity, Sea-water Lagoon
A-217, C-203

Canal, Park
A-02, A-04

Park
C-01, C-03, C-05

Pool, Sea-water Lagoon
B-233, B-337, B-437, B-438

Pool, Sea-water Lagoon, Golf Course
B-203



List of unit numbers with this unit plan:

VIEWS

Amenity
B-308, B-408, B-508, B-608, B-708

Amenity, Sea-water Lagoon
A-314, A-414, A-514, A-613

Amenity, Sea-water Lagoon, Golf Course
C-304, C-404, C-504, C-604, C-704

Canal, Park
A-106

Canal, Park, Sea-view
A-210, A-310, A-410, A-510, A-610, A-710

Park
C-102

Park, Sea-view
B-217, B-226, C-208, B-317, B-326, C-308, B-417, B-426, C-408, B-517, B-526, C-508, B-617, B-626, C-607, B-717, B-726, B-807, B-816, B-825, B-915, B-924

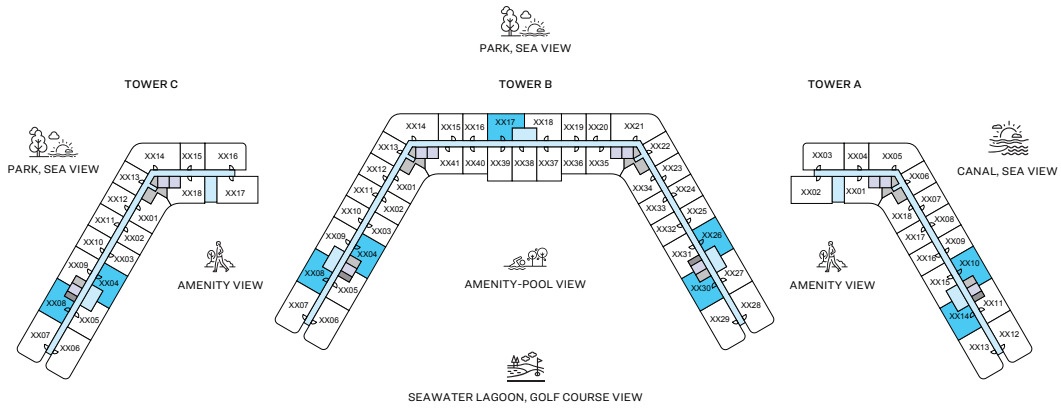
Pool, Sea-water Lagoon
B-330, B-430, B-530, B-630, B-730, B-828

Pool, Sea-water Lagoon, Golf Course
B-304, B-404, B-504, B-604, B-704, B-804, B-904

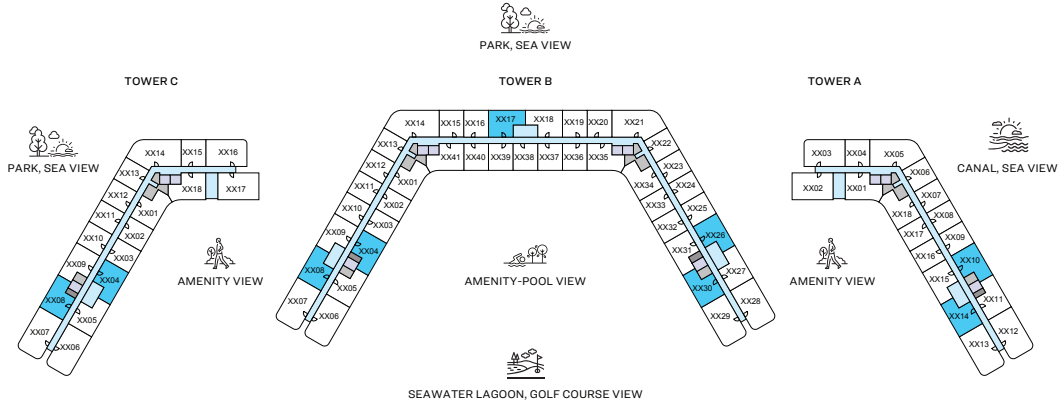
2
BEDROOM
APARTMENT

TYPE A
(with balcony)

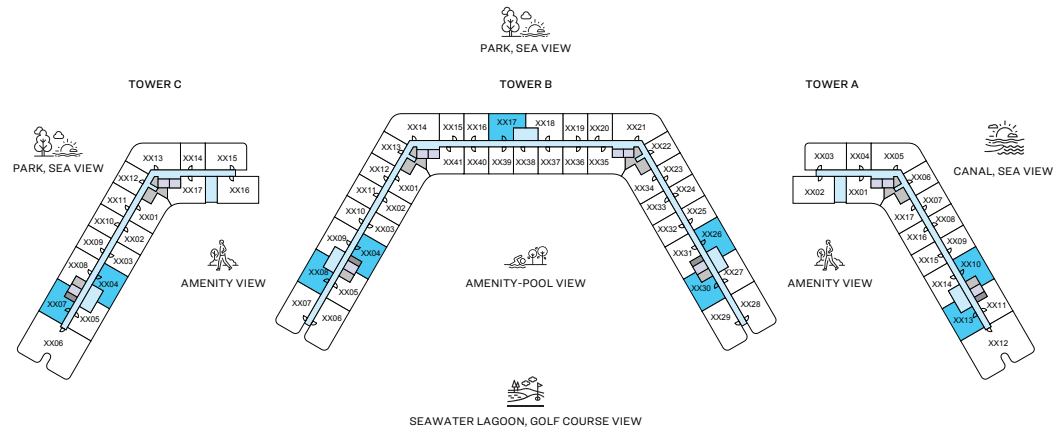
TOTAL SALEABLE AREA
SUITE RANGE = 605.36 - 607.19 SQ.FT.
BALCONY RANGE = 45.85 - 47.25 SQ.FT.
TOTAL RANGE = 652.62 - 654.45 SQ.FT.



LEVEL 04



LEVEL 05



LEVEL 06

List of unit numbers with this unit plan:

VIEWS

Amenity
B-308, B-408, B-508, B-608, B-708

Amenity, Sea-water Lagoon
A-314, A-414, A-514, A-613

Amenity, Sea-water Lagoon, Golf Course
C-304, C-404, C-504, C-604, C-704

Canal, Park
A-106

Canal, Park, Sea-view
A-210, A-310, A-410, A-510, A-610, A-710

Park
C-102

Park, Sea-view
B-217, B-226, C-208, B-317, B-326, C-308, B-417, B-426, C-408, B-517, B-526, C-508, B-617, B-626, C-607, B-717, B-726, B-807, B-816, B-825, B-915, B-924

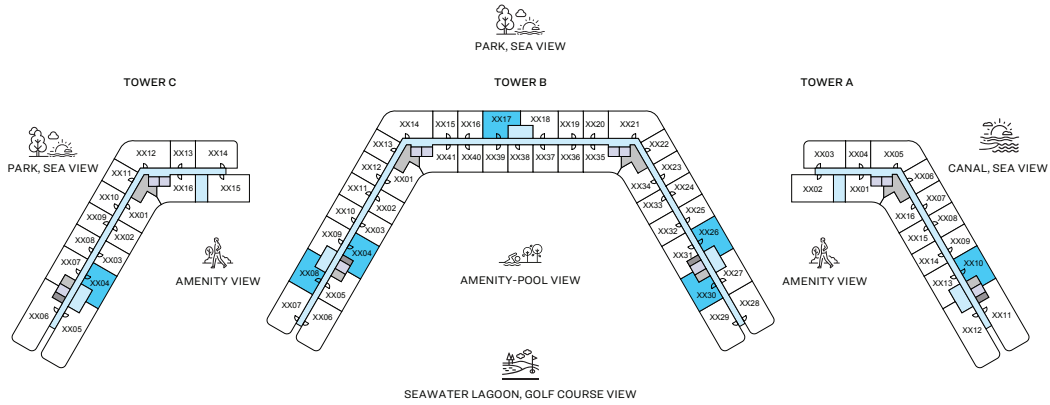
Pool, Sea-water Lagoon
B-330, B-430, B-530, B-630, B-730, B-828

Pool, Sea-water Lagoon, Golf Course
B-304, B-404, B-504, B-604, B-704, B-804, B-904

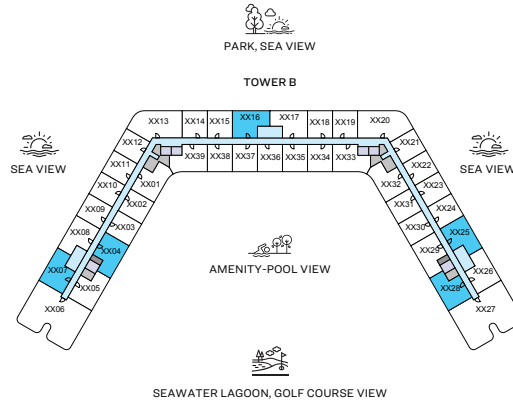
2
BEDROOM
APARTMENT

TYPE A
(with balcony)

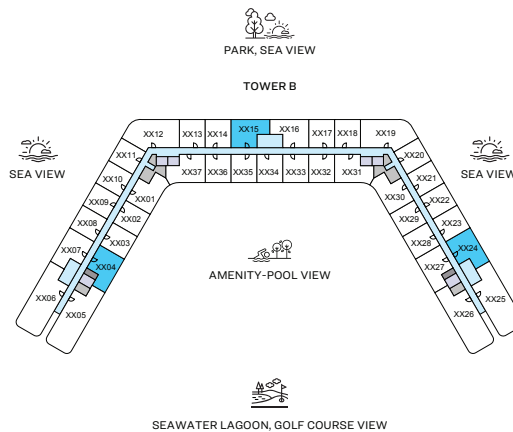
TOTAL SALEABLE AREA
SUITE RANGE = 605.36 - 607.19 SQ.FT.
BALCONY RANGE = 45.85 - 47.25 SQ.FT.
TOTAL RANGE = 652.62 - 654.45 SQ.FT.



LEVEL 07



LEVEL 08



LEVEL 09

List of unit numbers with this unit plan:

VIEWS

Amenity
B-308, B-408, B-508, B-608, B-708

Amenity, Sea-water Lagoon
A-314, A-414, A-514, A-613

Amenity, Sea-water Lagoon, Golf Course
C-304, C-404, C-504, C-604, C-704

Canal, Park
A-106

Canal, Park, Sea-view
A-210, A-310, A-410, A-510, A-610, A-710

Park
C-102

Park, Sea-view
B-217, B-226, C-208, B-317, B-326, C-308, B-417, B-426, C-408, B-517, B-526, C-508, B-617, B-626, C-607, B-717, B-726, B-807, B-816, B-825, B-915, B-924

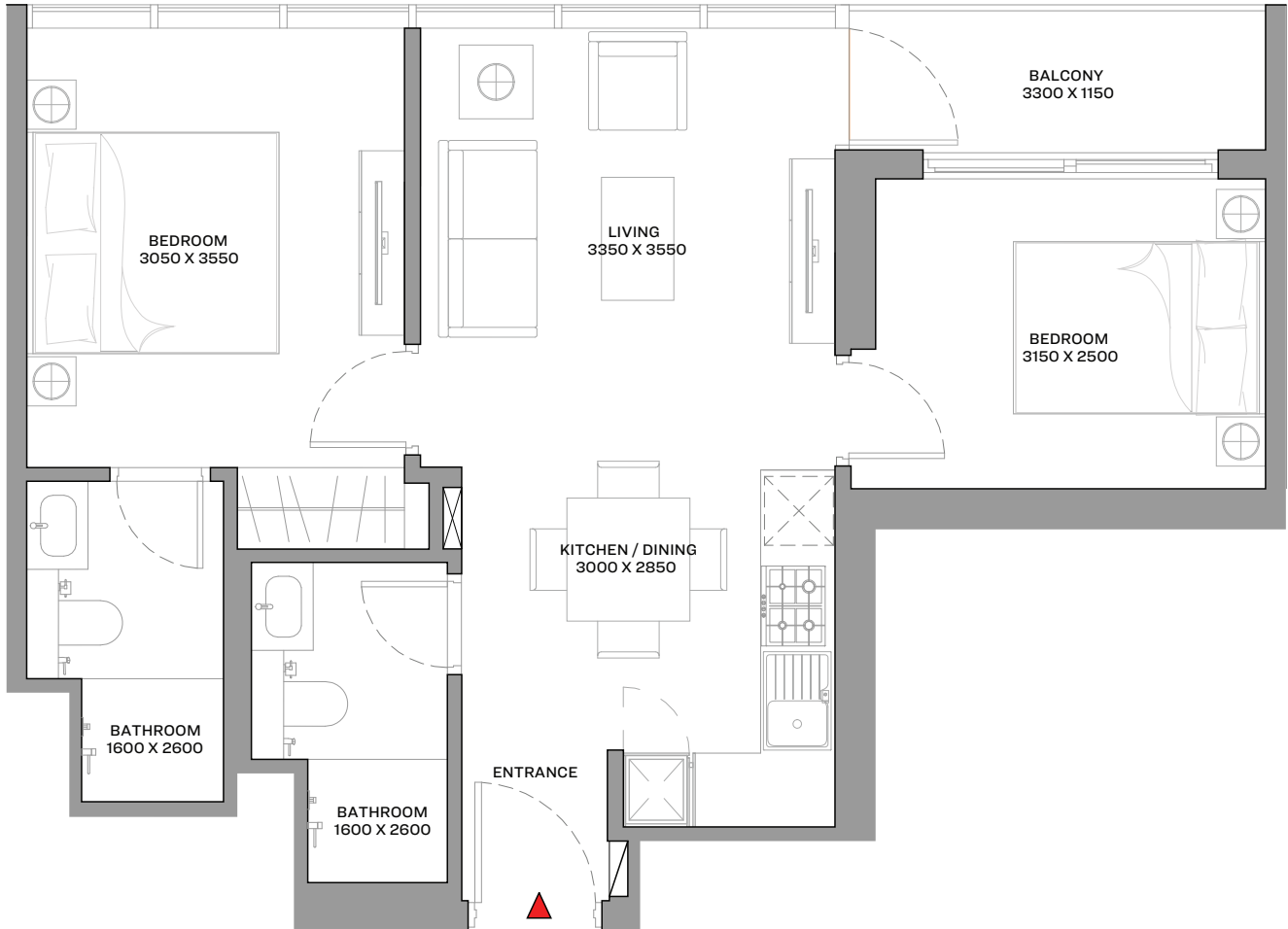
Pool, Sea-water Lagoon
B-330, B-430, B-530, B-630, B-730, B-828

Pool, Sea-water Lagoon, Golf Course
B-304, B-404, B-504, B-604, B-704, B-804, B-904

2
BEDROOM
APARTMENT

TYPE A
(with balcony)

TOTAL SALEABLE AREA
SUITE RANGE = 605.36 - 607.19 SQ.FT.
BALCONY RANGE = 45.85 - 47.25 SQ.FT.
TOTAL RANGE = 652.62 - 654.45 SQ.FT.



2

BEDROOM
APARTMENT

TYPE A

(with balcony)

TOTAL SALEABLE AREA
 SUITE RANGE = 605.36 - 607.19 SQ.FT.
 BALCONY RANGE = 45.85 - 47.25 SQ.FT.
 TOTAL RANGE = 652.62 - 654.45 SQ.FT.

List of unit numbers with this unit plan:

VIEWS

Amenity
 B-308, B-408, B-508, B-608, B-708

Amenity, Sea-water Lagoon
 A-314, A-414, A-514, A-613

Amenity, Sea-water Lagoon, Golf Course
 C-304, C-404, C-504, C-604, C-704

Canal, Park
 A-106

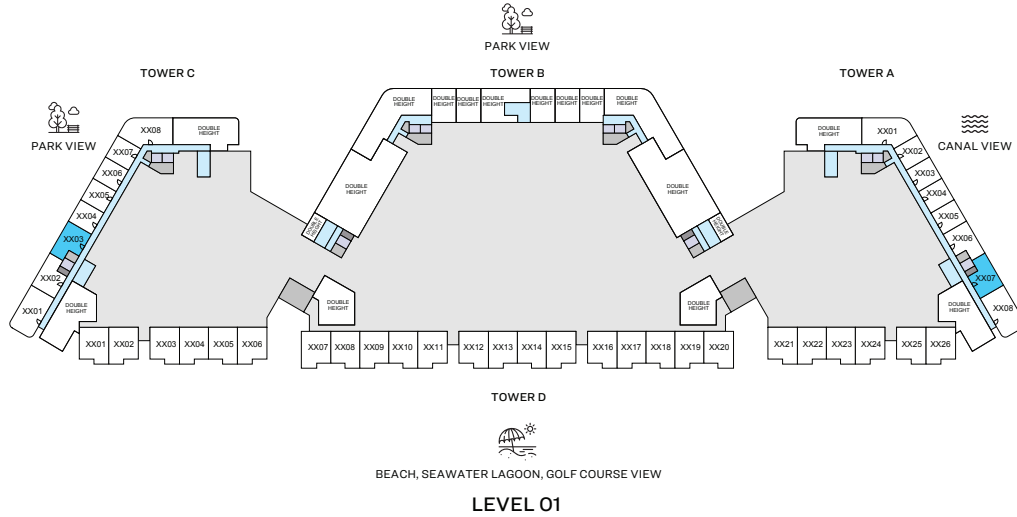
Canal, Park, Sea-view
 A-210, A-310, A-410, A-510, A-610, A-710

Park
 C-102

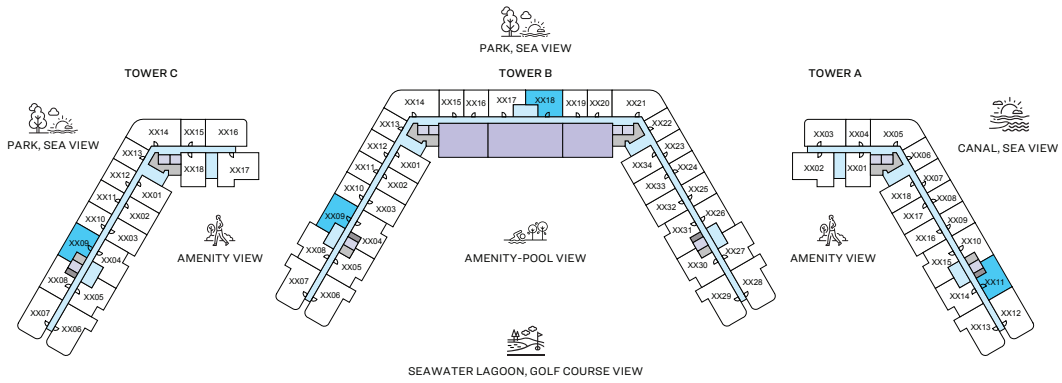
Park, Sea-view
 B-217, B-226, C-208, B-317, B-326, C-308, B-417, B-426,
 C-408, B-517, B-526, C-508, B-617, B-626, C-607, B-717,
 B-726, B-807, B-816, B-825, B-915, B-924

Pool, Sea-water Lagoon
 B-330, B-430, B-530, B-630, B-730, B-828

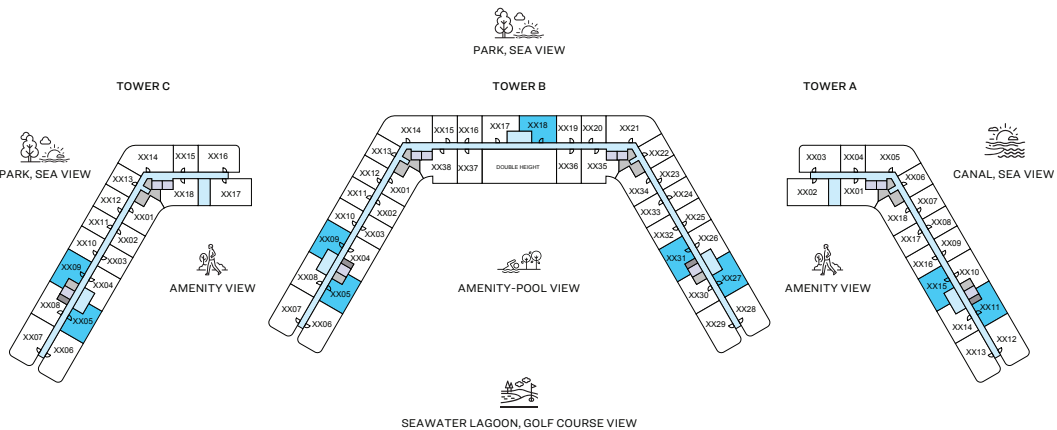
Pool, Sea-water Lagoon, Golf Course
 B-304, B-404, B-504, B-604, B-704, B-804, B-904



LEVEL 01



LEVEL 02



LEVEL 03

List of unit numbers with this unit plan:

VIEWS

Amenity
B-327, B-427, B-527, B-627, B-727

Amenity, Sea-View
B-826, B-907

Amenity, Sea-water Lagoon
A-315, A-415, A-515, A-614, A-713

Amenity, Sea-water Lagoon, Golf Course
C-305, C-405, C-505, C-605

Canal, Park
A-107

Canal, Park, Sea-view
A-211, A-311, A-411, A-511, A-611

Park
C-103

Park, Sea-view
B-209, B-218, C-209, B-309, B-318, C-309, B-409, B-418, C-409, B-509, B-518, C-509, B-609, B-618, C-608, B-709, B-718, C-707, B-808, B-817, B-916

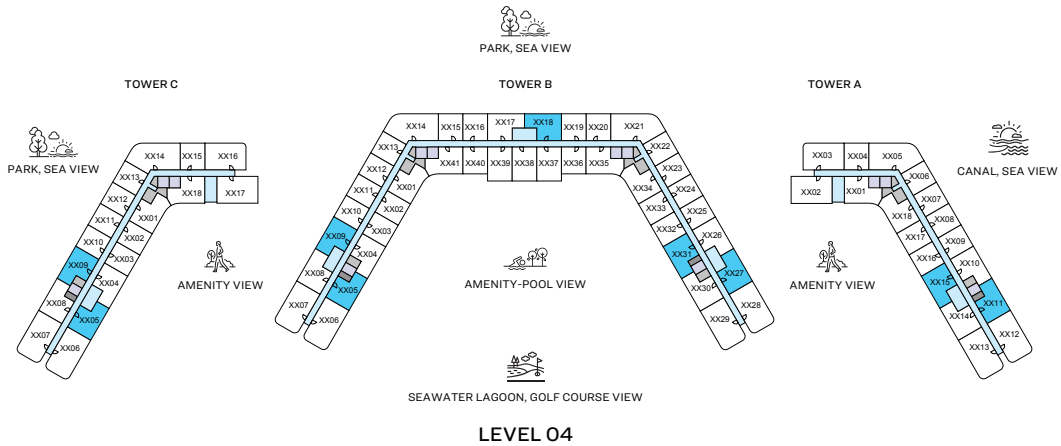
Pool, Sea-water Lagoon
B-331, B-431, B-531, B-631, B-731, B-829, B-927

Pool, Sea-water Lagoon, Golf Course
B-305, B-405, B-505, B-605, B-705, B-805

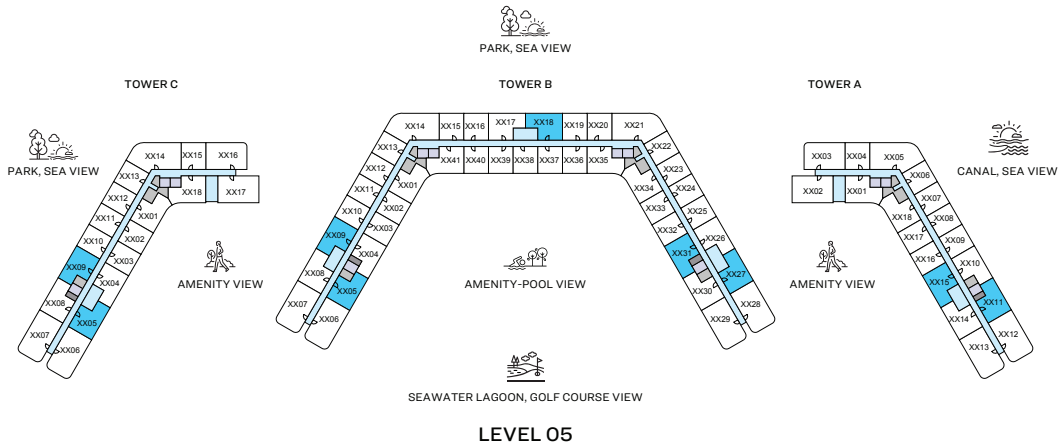
2
BEDROOM
APARTMENT

**TYPE A
VARIANT 1**
(with balcony)

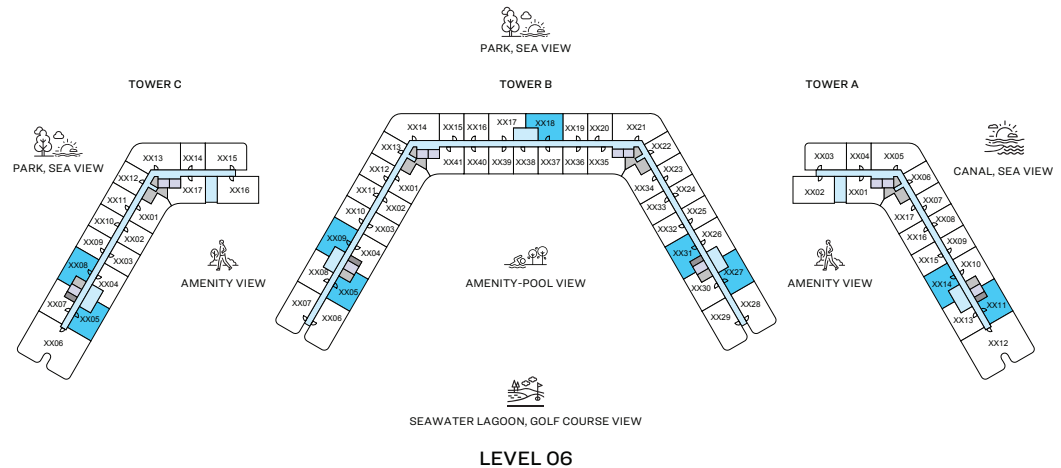
TOTAL SALEABLE AREA
SUITE RANGE = 606.55 - 607.19 SQ.FT.
BALCONY RANGE = 45.85 - 47.25 SQ.FT.
TOTAL RANGE = 652.94 - 654.45 SQ.FT.



LEVEL 04



LEVEL 05



LEVEL 06

List of unit numbers with this unit plan:

VIEWS

Amenity
B-327, B-427, B-527, B-627, B-727

Amenity, Sea-View
B-826, B-907

Amenity, Sea-water Lagoon
A-315, A-415, A-515, A-614, A-713

Amenity, Sea-water Lagoon, Golf Course
C-305, C-405, C-505, C-605

Canal, Park
A-107

Canal, Park, Sea-view
A-211, A-311, A-411, A-511, A-611

Park
C-103

Park, Sea-view
B-209, B-218, C-209, B-309, B-318, C-309, B-409, B-418, C-409, B-509, B-518, C-509, B-609, B-618, C-608, B-709, B-718, C-707, B-808, B-817, B-916

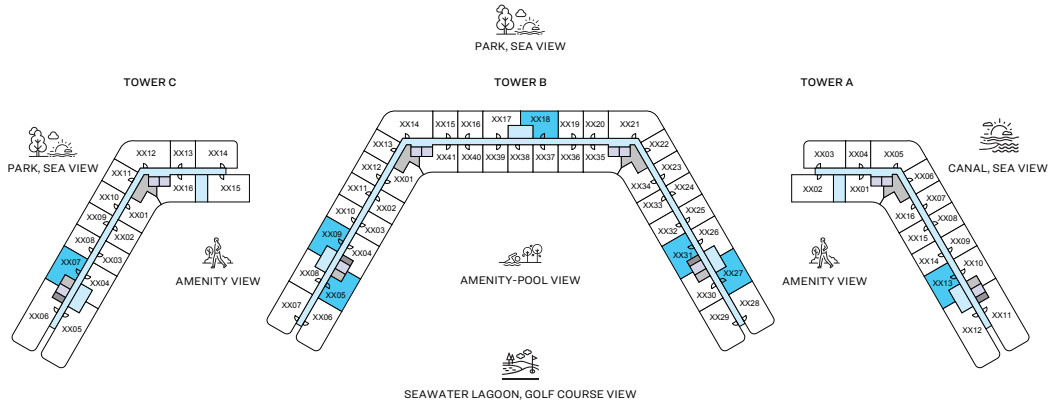
Pool, Sea-water Lagoon
B-331, B-431, B-531, B-631, B-731, B-829, B-927

Pool, Sea-water Lagoon, Golf Course
B-305, B-405, B-505, B-605, B-705, B-805

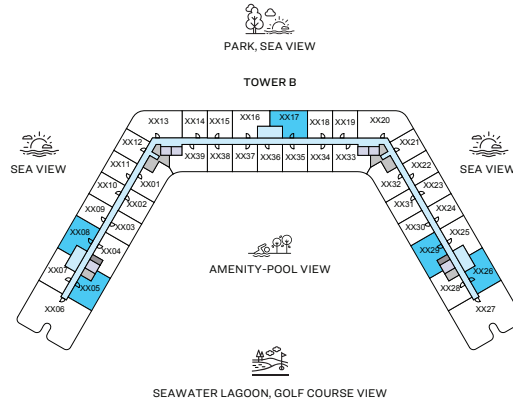
2
BEDROOM
APARTMENT

TYPE A
VARIANT 1
(with balcony)

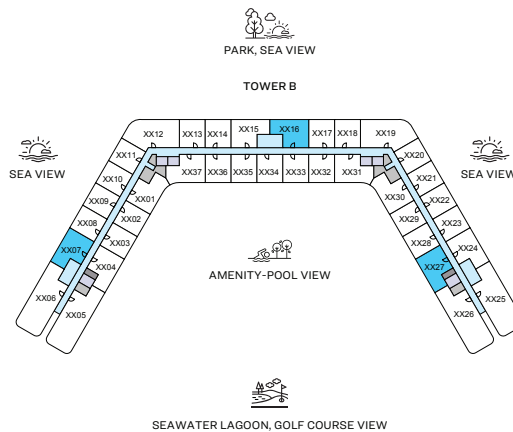
TOTAL SALEABLE AREA
SUITE RANGE = 606.55 - 607.19 SQ.FT.
BALCONY RANGE = 45.85 - 47.25 SQ.FT.
TOTAL RANGE = 652.94 - 654.45 SQ.FT.



LEVEL 07



LEVEL 08



LEVEL 09

List of unit numbers with this unit plan:

VIEWS

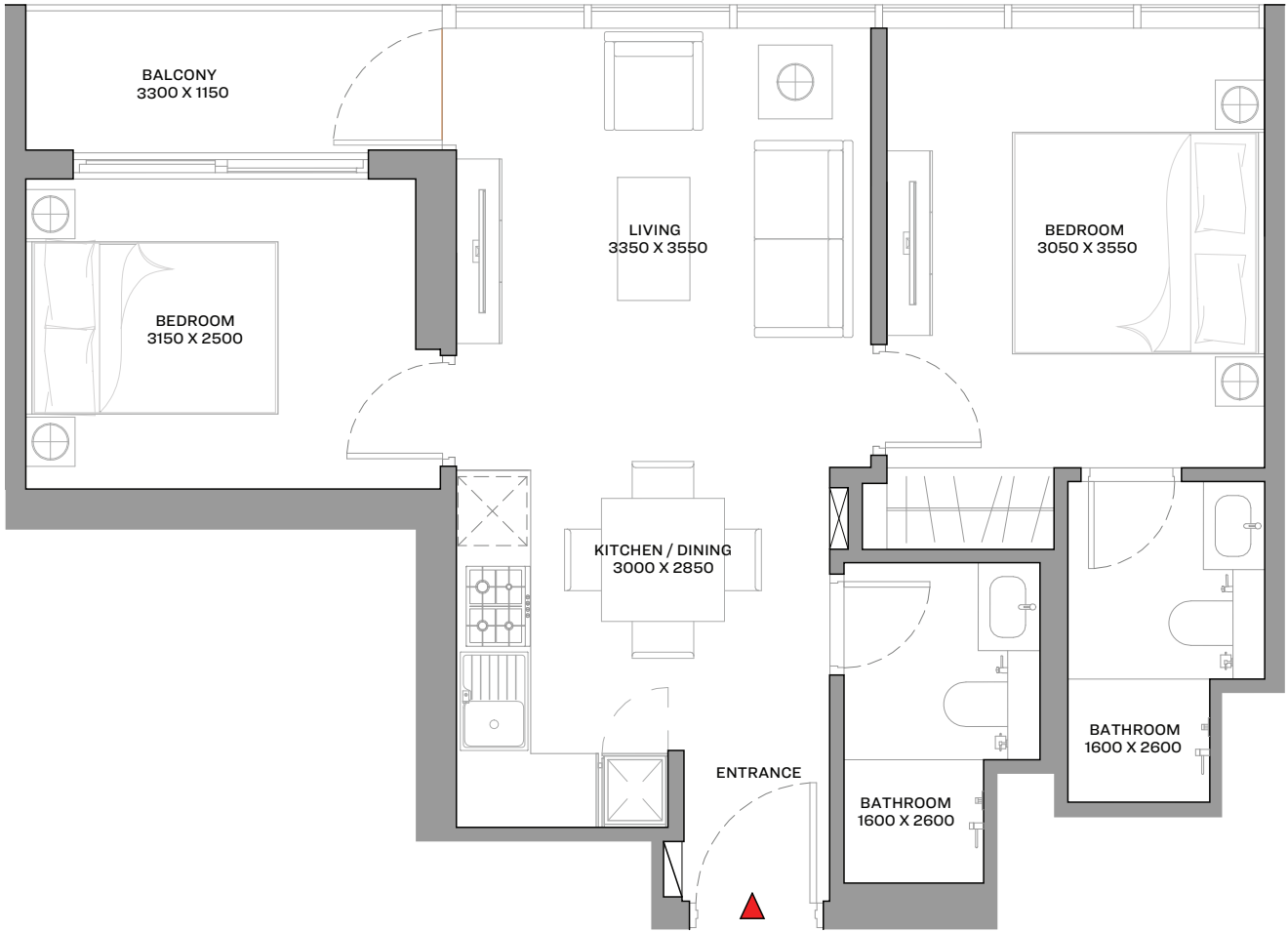
- Amenity
B-327, B-427, B-527, B-627, B-727
- Amenity, Sea-View
B-826, B-907
- Amenity, Sea-water Lagoon
A-315, A-415, A-515, A-614, A-713
- Amenity, Sea-water Lagoon, Golf Course
C-305, C-405, C-505, C-605
- Canal, Park
A-107

- Canal, Park, Sea-view
A-211, A-311, A-411, A-511, A-611
- Park
C-103
- Park, Sea-view
B-209, B-218, C-209, B-309, B-318, C-309, B-409, B-418, C-409, B-509, B-518, C-509, B-609, B-618, C-608, B-709, B-718, C-707, B-808, B-817, B-916
- Pool, Sea-water Lagoon
B-331, B-431, B-531, B-631, B-731, B-829, B-927
- Pool, Sea-water Lagoon, Golf Course
B-305, B-405, B-505, B-605, B-705, B-805

2
BEDROOM
APARTMENT

TYPE A
VARIANT 1
(with balcony)

TOTAL SALEABLE AREA
SUITE RANGE = 606.55 - 607.19 SQ.FT.
BALCONY RANGE = 45.85 - 47.25 SQ.FT.
TOTAL RANGE = 652.94 - 654.45 SQ.FT.



2

BEDROOM
APARTMENT

TYPE A VARIANT 1

(with balcony)

TOTAL SALEABLE AREA
 SUITE RANGE = 606.55 - 607.19 SQ.FT.
 BALCONY RANGE = 45.85 - 47.25 SQ.FT.
 TOTAL RANGE = 652.94 - 654.45 SQ.FT.

List of unit numbers with this unit plan:

VIEWS

Amenity
 B-327, B-427, B-527, B-627, B-727

Amenity, Sea-View
 B-826, B-907

Amenity, Sea-water Lagoon
 A-315, A-415, A-515, A-614, A-713

Amenity, Sea-water Lagoon, Golf Course
 C-305, C-405, C-505, C-605

Canal, Park
 A-107

Canal, Park, Sea-view
 A-211, A-311, A-411, A-511, A-611

Park
 C-103

Park, Sea-view

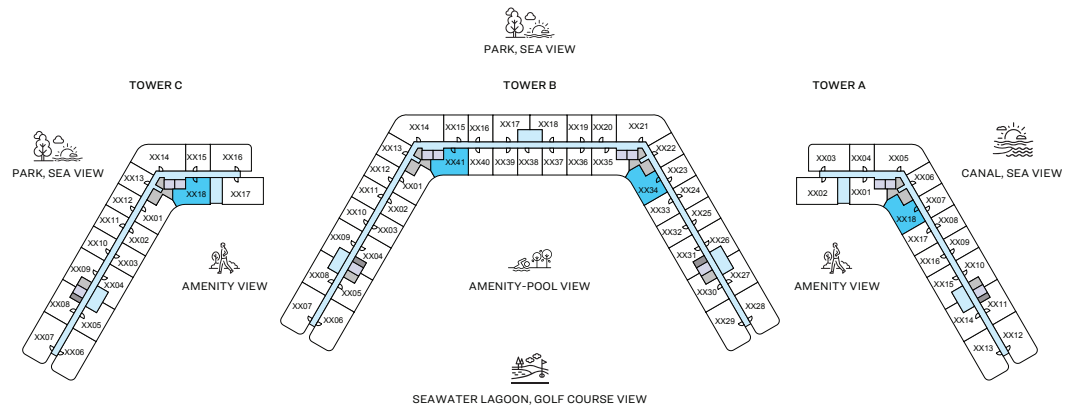
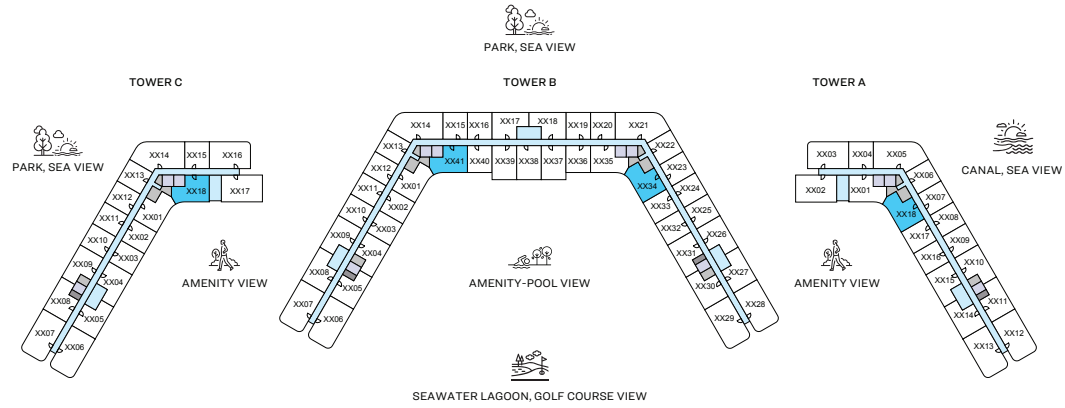
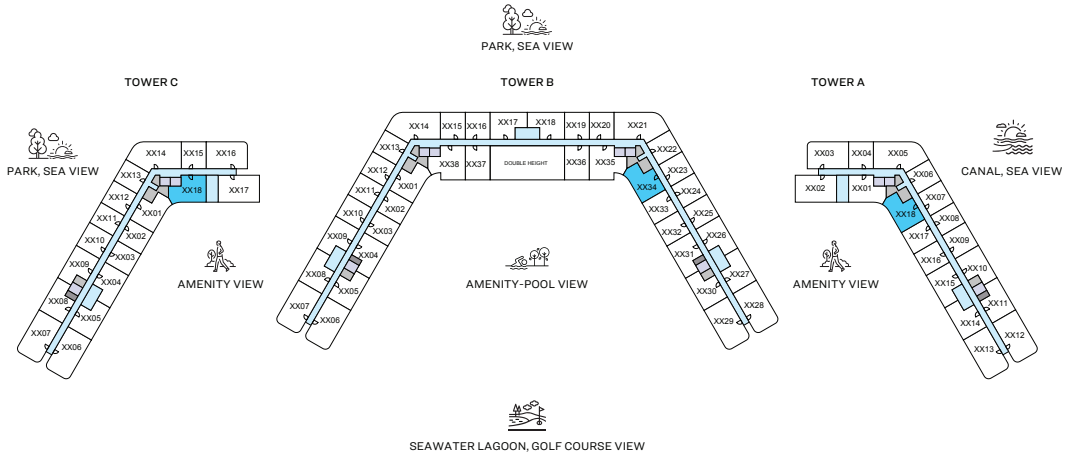
B-209, B-218, C-209, B-309, B-318, C-309, B-409, B-418, C-409, B-509, B-518, C-509, B-609, B-618, C-608, B-709, B-718, C-707, B-808, B-817, B-916

Pool, Sea-water Lagoon

B-331, B-431, B-531, B-631, B-731, B-829, B-927

Pool, Sea-water Lagoon, Golf Course

B-305, B-405, B-505, B-605, B-705, B-805



2

BEDROOM APARTMENT

TYPE B

(with balcony)

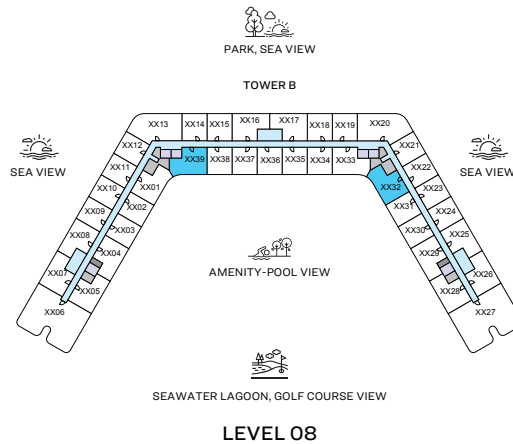
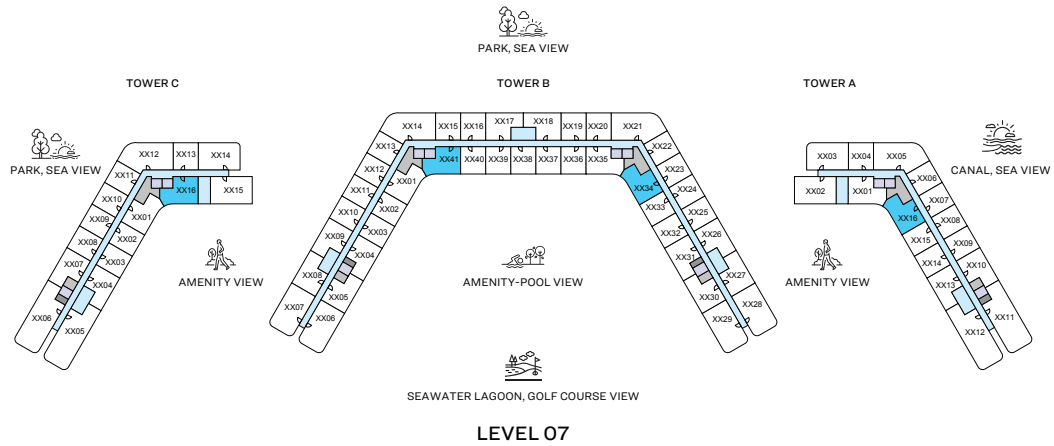
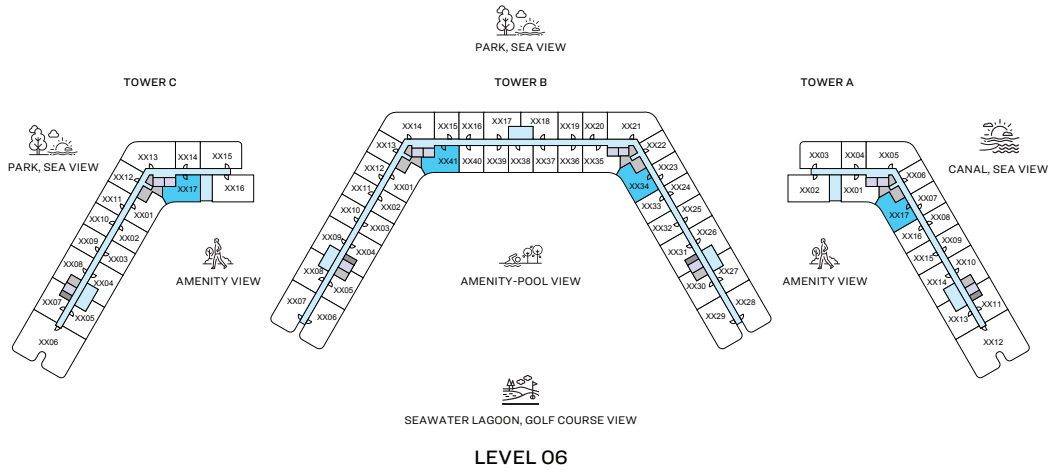
TOTAL SALEABLE AREA
 SUITE RANGE = 623.45 - 632.27 SQ.FT.
 BALCONY RANGE = 49.30 - 50.05 SQ.FT.
 TOTAL RANGE = 673.17 - 682.00 SQ.FT.

List of unit numbers with this unit plan:

VIEWS

Amenity, Sea-water Lagoon
 A-318, C-318, A-418, C-418, A-518, C-518, A-617, C-617, A-716, C-716

Pool, Sea-water Lagoon
 B-334, B-434, B-441, B-534, B-541, B-634, B-641, B-734,
 B-741, B-832, B-839, B-930, B-937



2

BEDROOM APARTMENT

TYPE B

(with balcony)

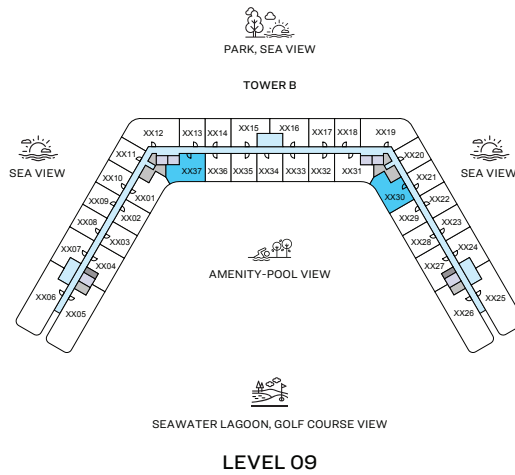
TOTAL SALEABLE AREA
 SUITE RANGE = 623.45 - 632.27 SQ.FT.
 BALCONY RANGE = 49.30 - 50.05 SQ.FT.
 TOTAL RANGE = 673.17 - 682.00 SQ.FT.

List of unit numbers with this unit plan:

VIEWS

Amenity, Sea-water Lagoon
 A-318, C-318, A-418, C-418, A-518, C-518, A-617, C-617, A-716, C-716

Pool, Sea-water Lagoon
 B-334, B-434, B-441, B-534, B-541, B-634, B-641, B-734,
 B-741, B-832, B-839, B-930, B-937



2

BEDROOM
APARTMENT

TYPE B

(with balcony)

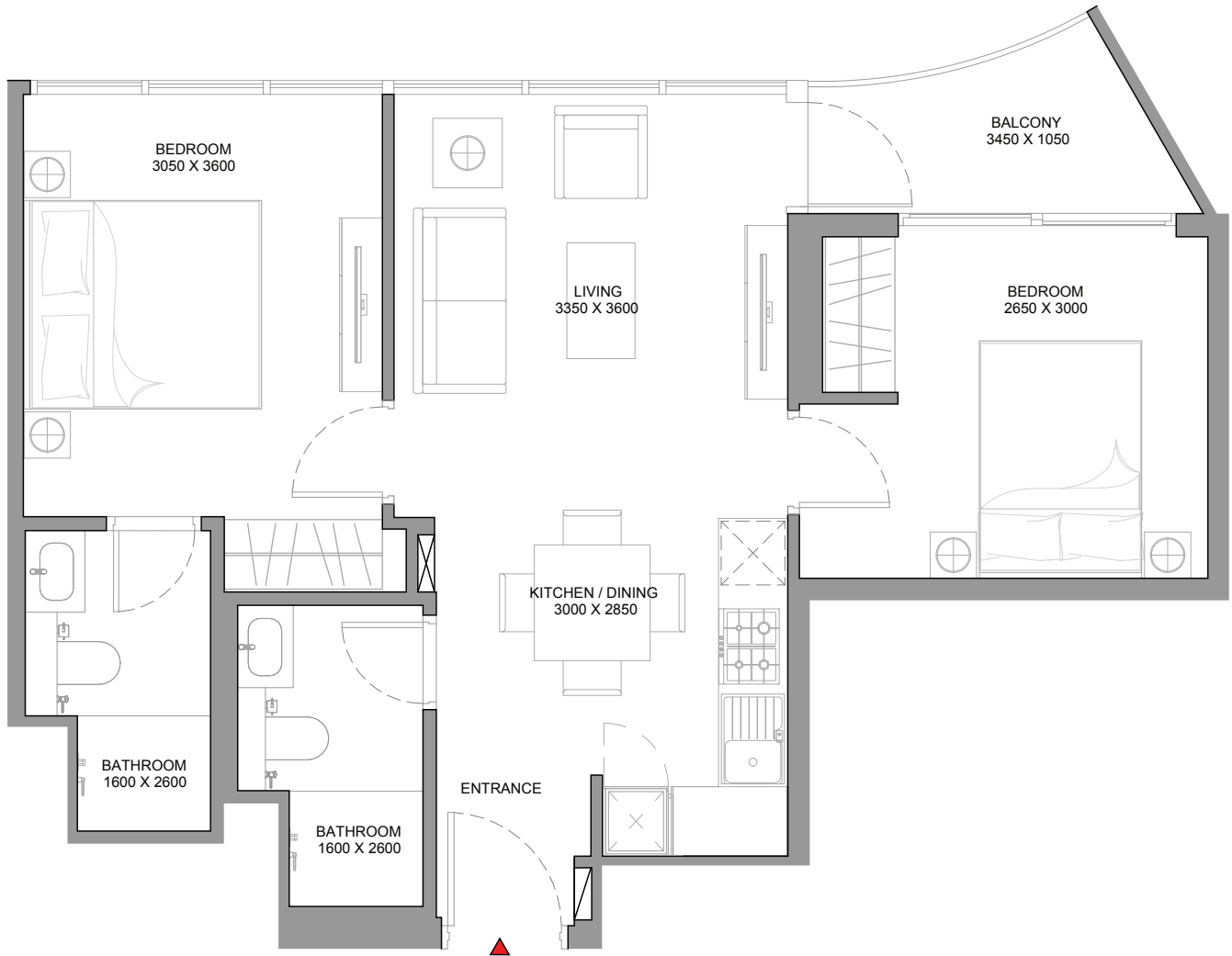
TOTAL SALEABLE AREA
 SUITE RANGE = 623.45 - 632.27 SQ.FT.
 BALCONY RANGE = 49.30 - 50.05 SQ.FT.
 TOTAL RANGE = 673.17 - 682.00 SQ.FT.

List of unit numbers with this unit plan:

VIEWS

Amenity, Sea-water Lagoon
 A-318, C-318, A-418, C-418, A-518, C-518, A-617, C-617, A-716, C-716

Pool, Sea-water Lagoon
 B-334, B-434, B-441, B-534, B-541, B-634, B-641, B-734,
 B-741, B-832, B-839, B-930, B-937



2

BEDROOM
APARTMENT

TYPE B

(with balcony)

TOTAL SALEABLE AREA
 SUITE RANGE = 623.45 - 632.27 SQ.FT.
 BALCONY RANGE = 49.30 - 50.05 SQ.FT.
 TOTAL RANGE = 673.17 - 682.00 SQ.FT.

List of unit numbers with this unit plan:

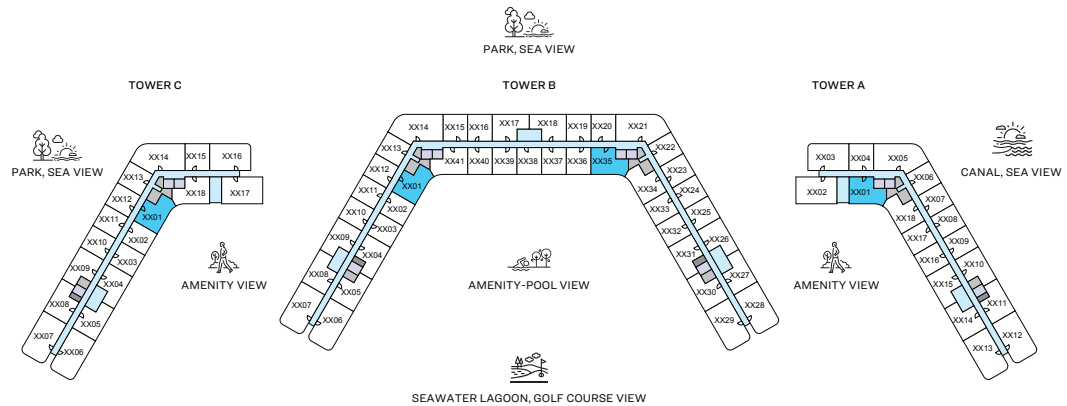
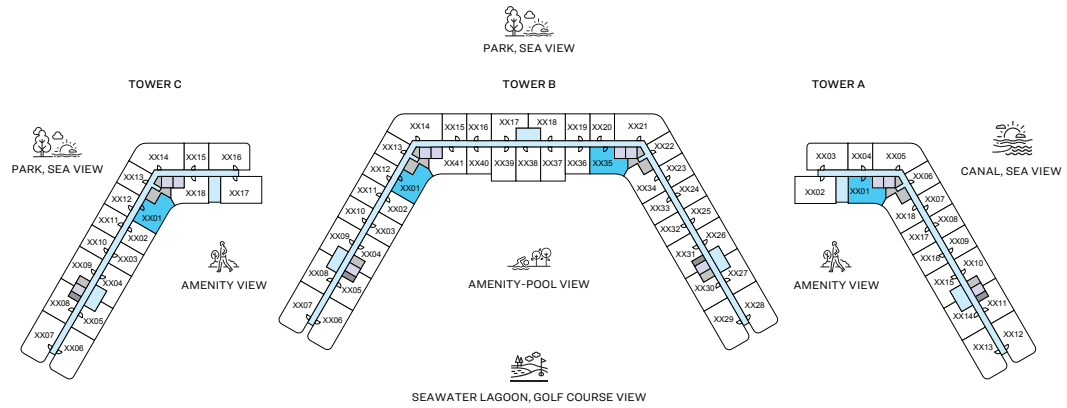
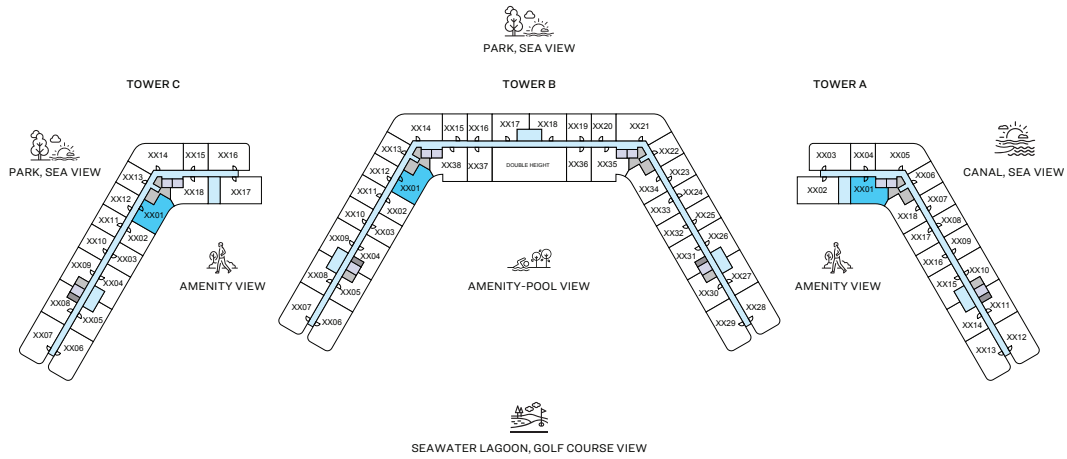
VIEWS

Amenity, Sea-water Lagoon

A-318, C-318, A-418, C-418, A-518, C-518, A-617, C-617, A-716, C-716

Pool, Sea-water Lagoon

B-334, B-434, B-441, B-534, B-541, B-634, B-641, B-734,
 B-741, B-832, B-839, B-930, B-937



2

BEDROOM APARTMENT

TYPE B VARIANT 1

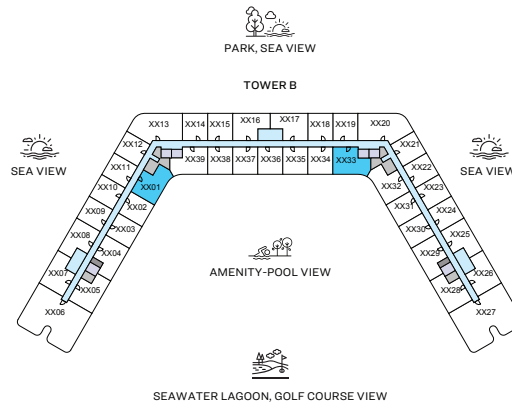
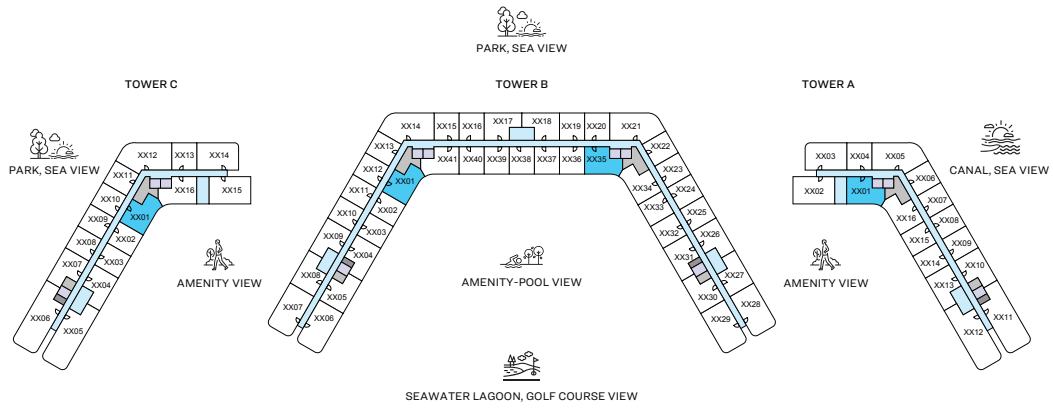
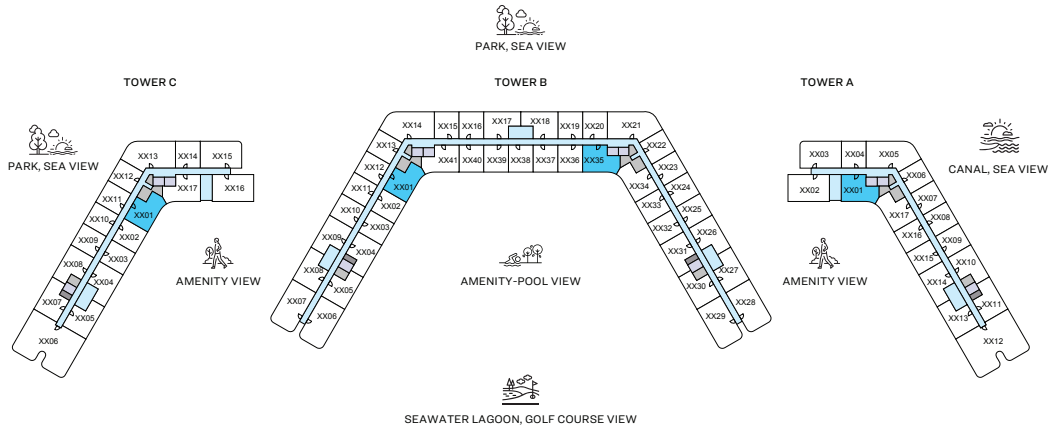
(with balcony)

TOTAL SALEABLE AREA
 SUITE RANGE = 623.55 - 632.16 SQ.FT.
 BALCONY RANGE = 48.76 - 49.73 SQ.FT.
 TOTAL RANGE = 673.28 - 681.89 SQ.FT.

List of unit numbers with this unit plan:

VIEWS

- Amenity, Sea-water Lagoon
A-301, C-301, A-401, C-401, A-501, C-501, A-601, C-601, A-701, C-701
- Pool, Sea-water Lagoon
B-435, B-535, B-635, B-735, B-833, B-931
- Pool, Sea-water Lagoon, Golf Course
B-301, B-401, B-501, B-601, B-701, B-801, B-901



2

BEDROOM
APARTMENT

TYPE B VARIANT 1

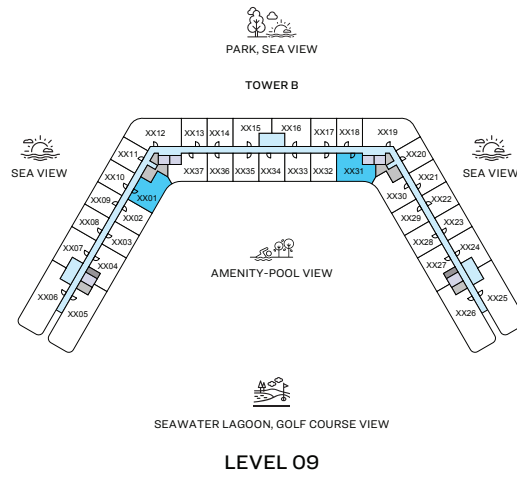
(with balcony)

TOTAL SALEABLE AREA
 SUITE RANGE = 623.55 - 632.16 SQ.FT.
 BALCONY RANGE = 48.76 - 49.73 SQ.FT.
 TOTAL RANGE = 673.28 - 681.89 SQ.FT.

List of unit numbers with this unit plan:

VIEWS

- Amenity, Sea-water Lagoon
A-301, C-301, A-401, C-401, A-501, C-501, A-601, C-601, A-701, C-701
- Pool, Sea-water Lagoon
B-435, B-535, B-635, B-735, B-833, B-931
- Pool, Sea-water Lagoon, Golf Course
B-301, B-401, B-501, B-601, B-701, B-801, B-901



2

BEDROOM
APARTMENT

TYPE B VARIANT 1

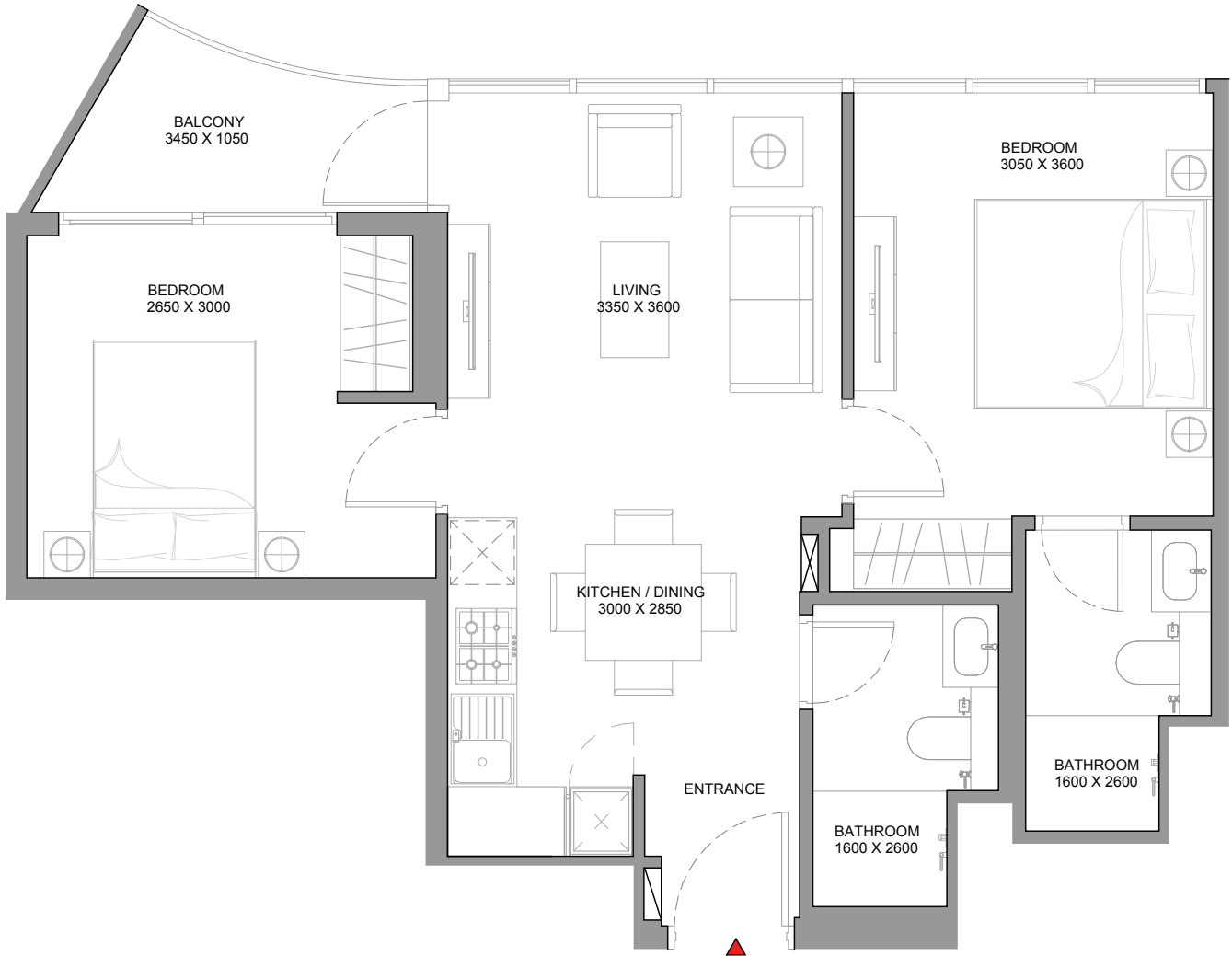
(with balcony)

TOTAL SALEABLE AREA
 SUITE RANGE = 623.55 - 632.16 SQ.FT.
 BALCONY RANGE = 48.76 - 49.73 SQ.FT.
 TOTAL RANGE = 673.28 - 681.89 SQ.FT.

List of unit numbers with this unit plan:

VIEWS

- Amenity, Sea-water Lagoon
A-301, C-301, A-401, C-401, A-501, C-501, A-601, C-601, A-701, C-701
- Pool, Sea-water Lagoon
B-435, B-535, B-635, B-735, B-833, B-931
- Pool, Sea-water Lagoon, Golf Course
B-301, B-401, B-501, B-601, B-701, B-801, B-901



2

BEDROOM
APARTMENT

TYPE B VARIANT 1

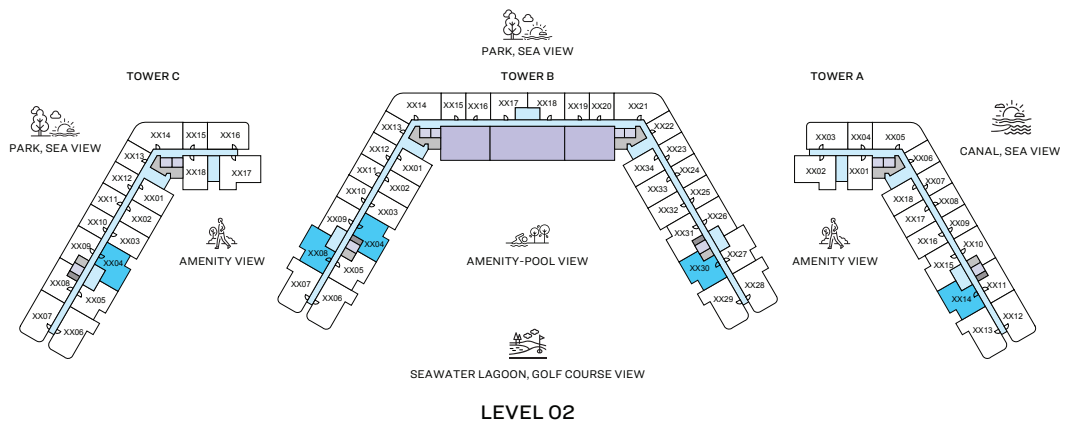
(with balcony)

TOTAL SALEABLE AREA
 SUITE RANGE = 623.55 - 632.16 SQ.FT.
 BALCONY RANGE = 48.76 - 49.73 SQ.FT.
 TOTAL RANGE = 673.28 - 681.89 SQ.FT.

List of unit numbers with this unit plan:

VIEWS

- Amenity, Sea-water Lagoon
A-301, C-301, A-401, C-401, A-501, C-501, A-601, C-601, A-701, C-701
- Pool, Sea-water Lagoon
B-435, B-535, B-635, B-735, B-833, B-931
- Pool, Sea-water Lagoon, Golf Course
B-301, B-401, B-501, B-601, B-701, B-801, B-901



2

BEDROOM
APARTMENT

TYPE C

(with yard)

TOTAL SALEABLE AREA
 SUITE RANGE = 652.51 - 653.26 SQ.FT.
 YARD RANGE = 152.63 - 154.03 SQ.FT.
 TOTAL RANGE = 805.89 - 807.08 SQ.FT.

List of unit numbers with this unit plan:

VIEWS

Amenity B-208	Pool, Sea-water Lagoon B-230
Amenity, Sea-water Lagoon A-214	Pool, Sea-water Lagoon, Golf Course B-204
Amenity, Sea-water Lagoon, Golf Course C-204	



2

BEDROOM
APARTMENT

TYPE C

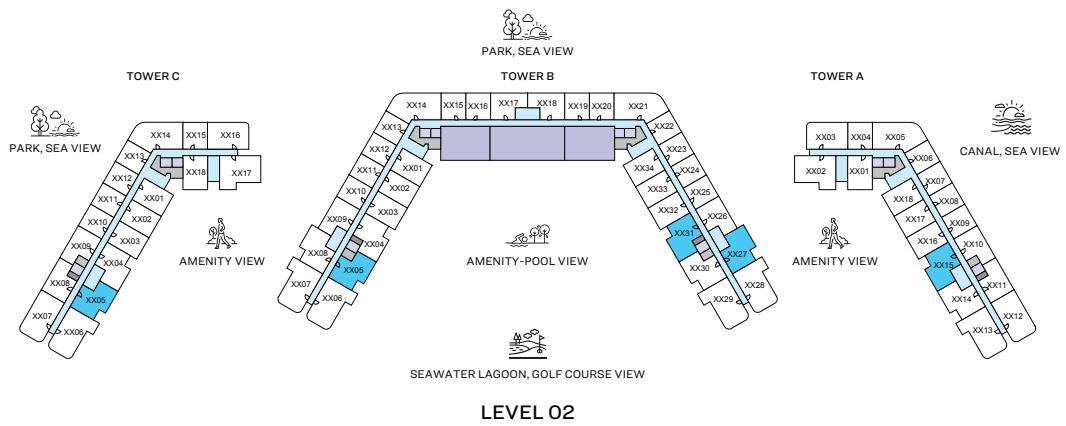
(with yard)

TOTAL SALEABLE AREA
 SUITE RANGE = 652.51 - 653.26 SQ.FT.
 YARD RANGE = 152.63 - 154.03 SQ.FT.
 TOTAL RANGE = 805.89 - 807.08 SQ.FT.

List of unit numbers with this unit plan:

VIEWS

- | | |
|---|--|
| Amenity
B-208 | Pool, Sea-water Lagoon
B-230 |
| Amenity, Sea-water Lagoon
A-214 | Pool, Sea-water Lagoon, Golf Course
B-204 |
| Amenity, Sea-water Lagoon, Golf Course
C-204 | |



2

BEDROOM
APARTMENT

TYPE C VARIANT 1

(with yard)

TOTAL SALEABLE AREA
 SUITE RANGE = 652.51 - 653.15 SQ.FT.
 YARD RANGE = 152.63 - 154.03 SQ.FT.
 TOTAL RANGE = 805.57 - 807.08 SQ.FT.

List of unit numbers with this unit plan:

VIEWS

- | | |
|---|--|
| Amenity
B-227 | Pool, Sea-water Lagoon
B-231 |
| Amenity, Sea-water Lagoon
A-215 | Pool, Sea-water Lagoon, Golf Course
B-205 |
| Amenity, Sea-water Lagoon, Golf Course
C-205 | |



2

BEDROOM
APARTMENT

TYPE C VARIANT 1

(with yard)

TOTAL SALEABLE AREA
 SUITE RANGE = 652.51 - 653.15 SQ.FT.
 YARD RANGE = 152.63 - 154.03 SQ.FT.
 TOTAL RANGE = 805.57 - 807.08 SQ.FT.

List of unit numbers with this unit plan:

VIEWS

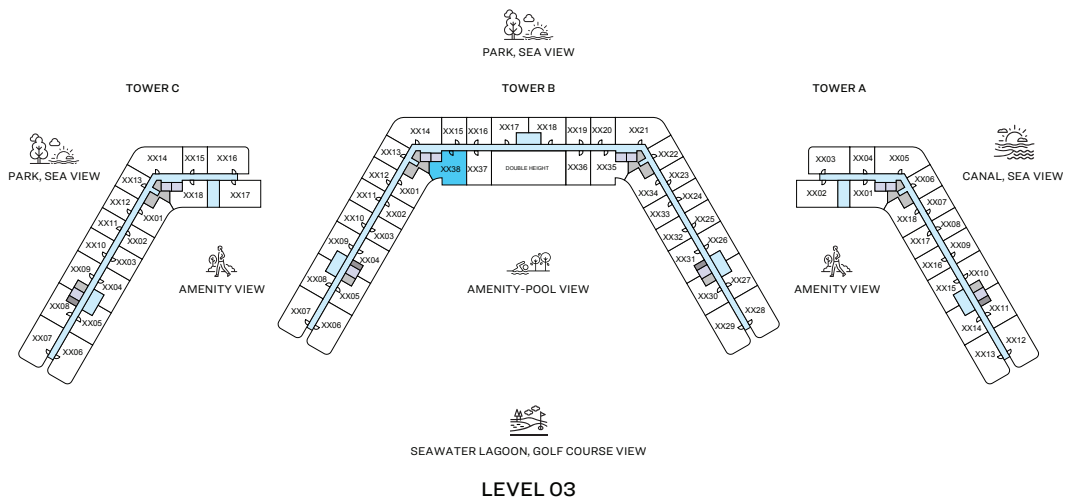
Amenity
B-227

Amenity, Sea-water Lagoon
A-215

Amenity, Sea-water Lagoon, Golf Course
C-205

Pool, Sea-water Lagoon
B-231

Pool, Sea-water Lagoon, Golf Course
B-205



2

BEDROOM
APARTMENT

TYPE D

(with balcony and yard)

TOTAL SALEABLE AREA
 SUITE = 629.80 SQ.FT.
 BALCONY & YARD = 198.49 SQ.FT.
 TOTAL = 828.28 SQ.FT.

List of unit numbers with this unit plan:

VIEWS

Pool, Sea-water Lagoon
B-338



2

BEDROOM
APARTMENT

TYPE D

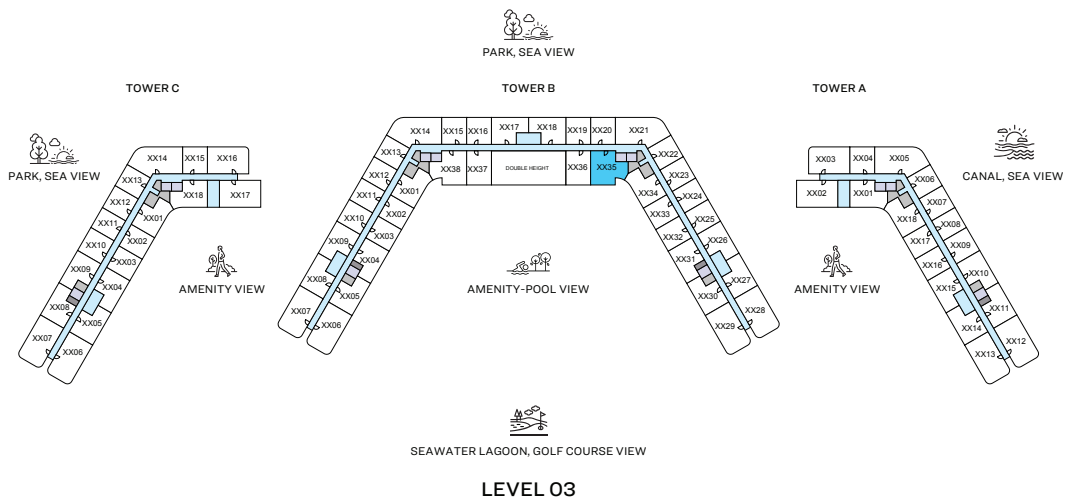
(with balcony and yard)

TOTAL SALEABLE AREA
SUITE = 629.80 SQ.FT.
BALCONY & YARD = 198.49 SQ.FT.
TOTAL = 828.28 SQ.FT.

List of unit numbers with this unit plan:

VIEWS

Pool, Sea-water Lagoon
B-338



LEVEL 03

2

BEDROOM
APARTMENT

TYPE D VARIANT 1

(with balcony and yard)

TOTAL SALEABLE AREA
 SUITE = 629.80 SQ.FT.
 BALCONY & YARD = 198.49 SQ.FT.
 TOTAL = 828.28 SQ.FT.

List of unit numbers with this unit plan:

VIEWS

Pool, Sea-water Lagoon
 B-335



2

BEDROOM
APARTMENT

TYPE D VARIANT 1

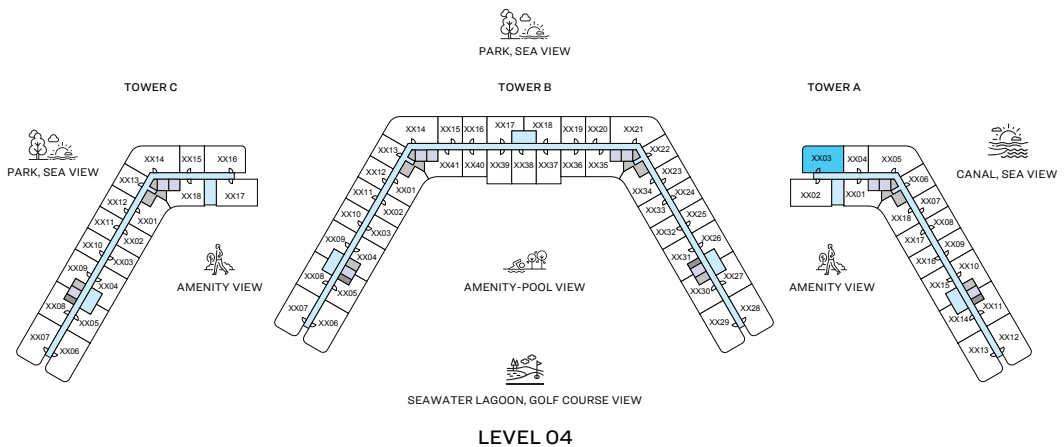
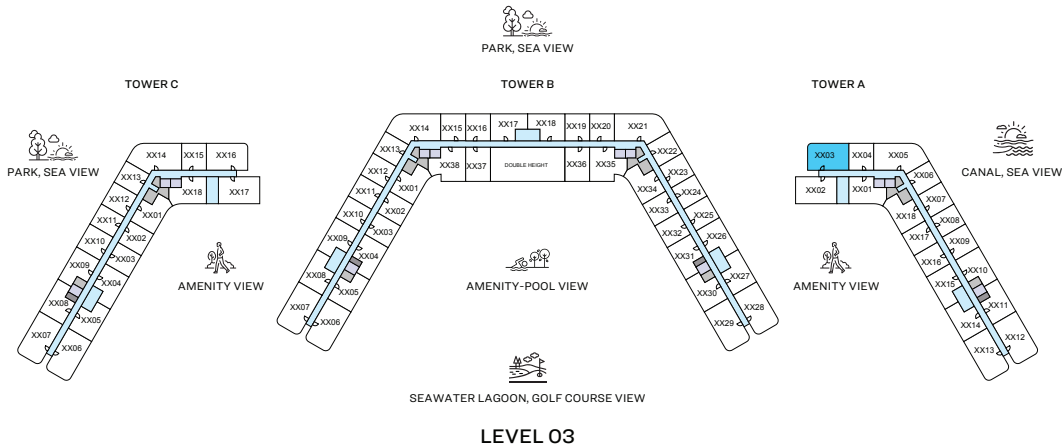
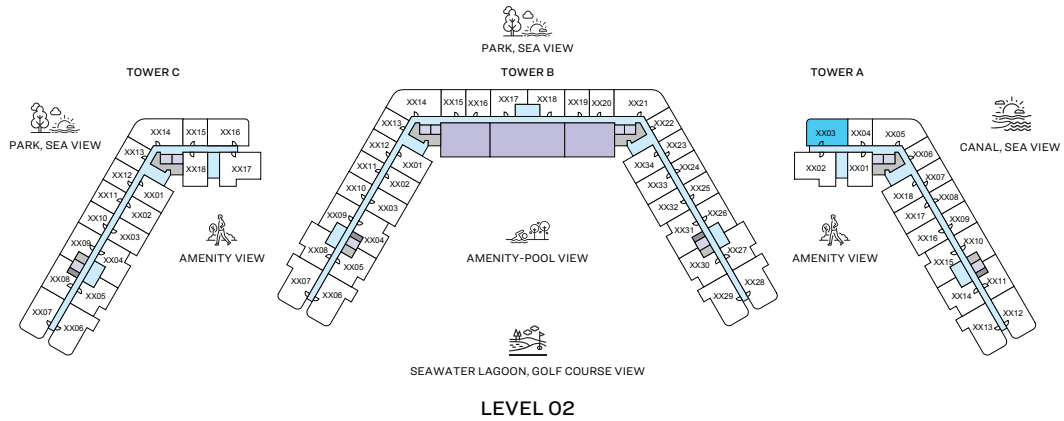
(with balcony and yard)

TOTAL SALEABLE AREA
SUITE = 629.80 SQ.FT.
BALCONY & YARD = 198.49 SQ.FT.
TOTAL = 828.28 SQ.FT.

List of unit numbers with this unit plan:

VIEWS

Pool, Sea-water Lagoon
B-335



2

BEDROOM
APARTMENT

TYPE E

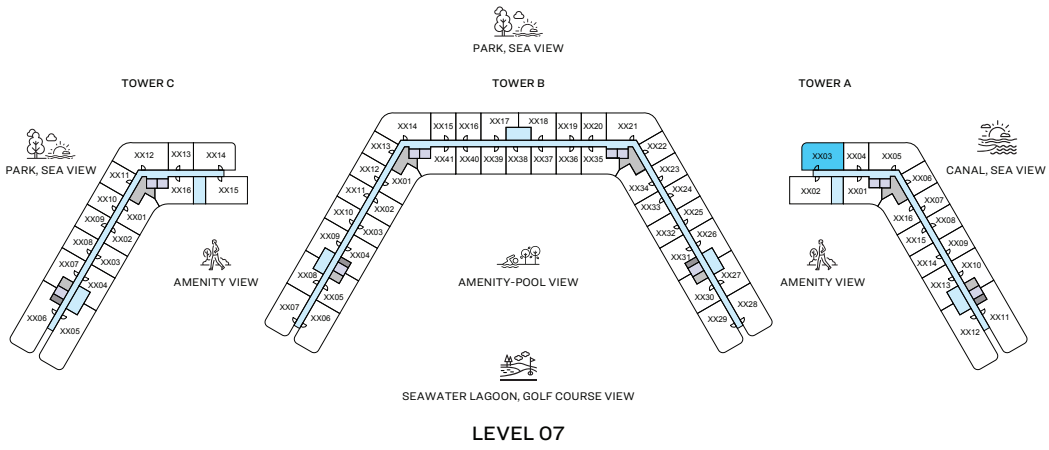
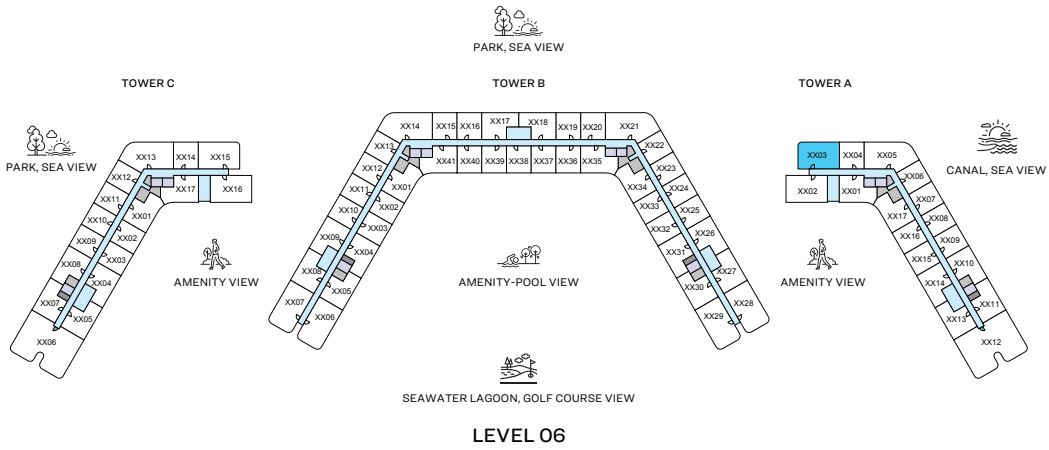
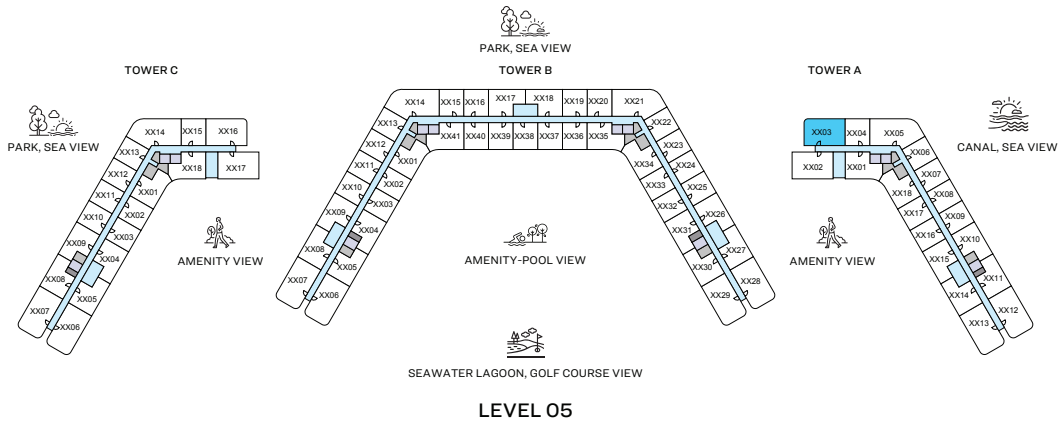
(with balcony)

TOTAL SALEABLE AREA
 SUITE RANGE = 816.98 - 817.52 SQ.FT.
 BALCONY RANGE = 58.77 - 58.88 SQ.FT.
 TOTAL RANGE = 875.75 - 876.40 SQ.FT.

List of unit numbers with this unit plan:

VIEWS

Park, Sea-view
 A-203, A-303, A-403, A-503, A-603, A-703



2

BEDROOM
APARTMENT

TYPE E

(with balcony)

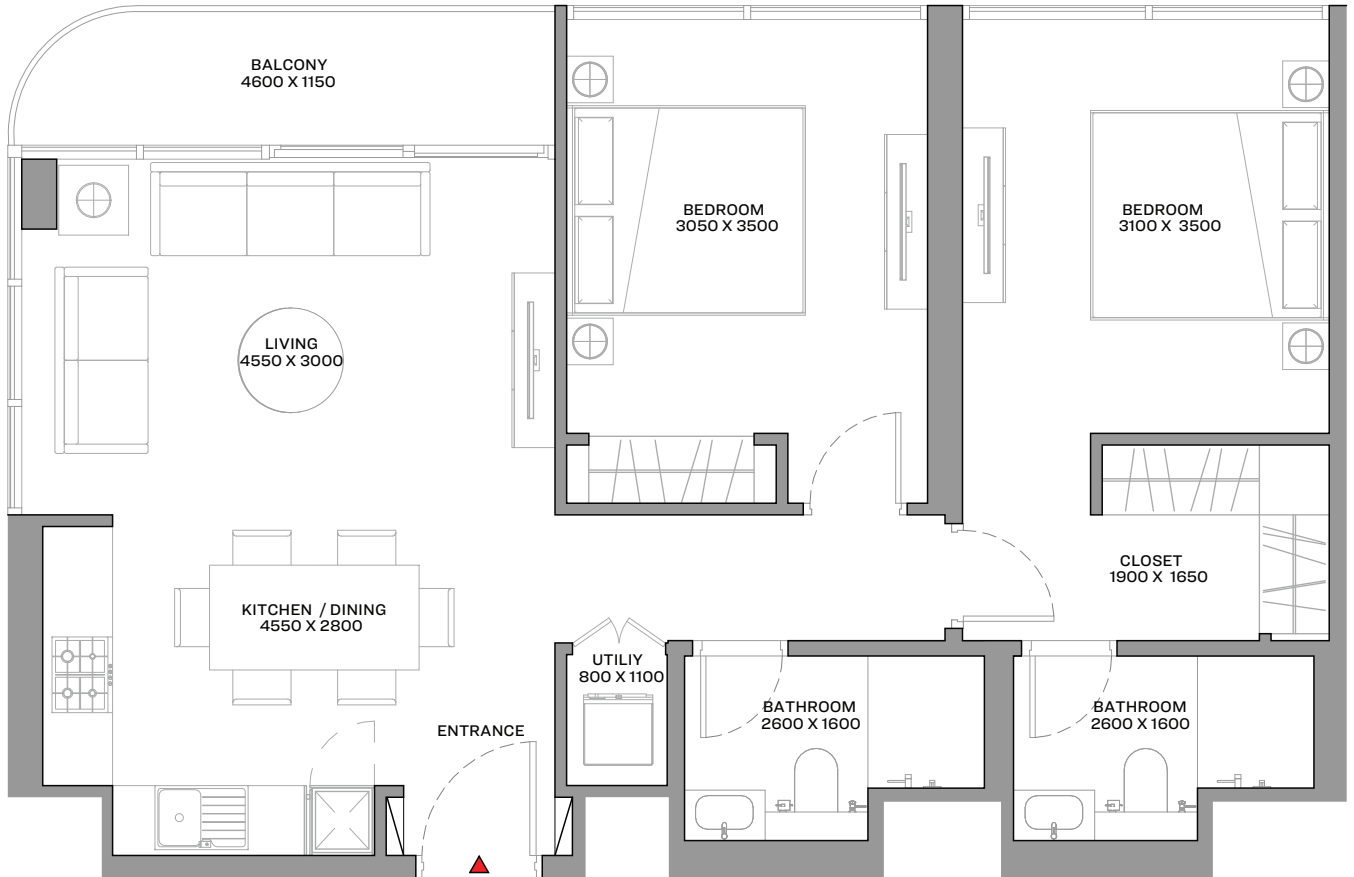
TOTAL SALEABLE AREA
 SUITE RANGE = 816.98 - 817.52 SQ.FT.
 BALCONY RANGE = 58.77 - 58.88 SQ.FT.
 TOTAL RANGE = 875.75 - 876.40 SQ.FT.

List of unit numbers with this unit plan:

VIEWS

Park, Sea-view
 A-203, A-303, A-403, A-503, A-603, A-703

Disclaimer: 1. All dimensions are in metric, measured to wall finishes. 2. All materials, dimensions & drawings are approximate. 3. Information is subject to change without notice, at developer's absolute discretion. 4. Actual area may vary from the stated area. 5. Drawing are not to scale. 6. All images used are for illustrative purpose only and do not represent the actual size, features, specifications, fittings and furnishings. 7. The developer reserves the right to make revisions/ alterations, at its absolute discretion, without any liability whatsoever.



2

**BEDROOM
APARTMENT**

TYPE E

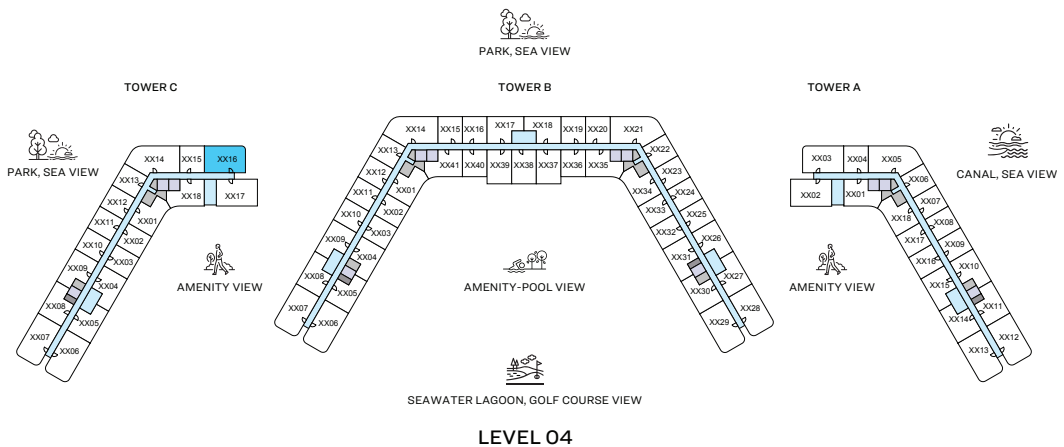
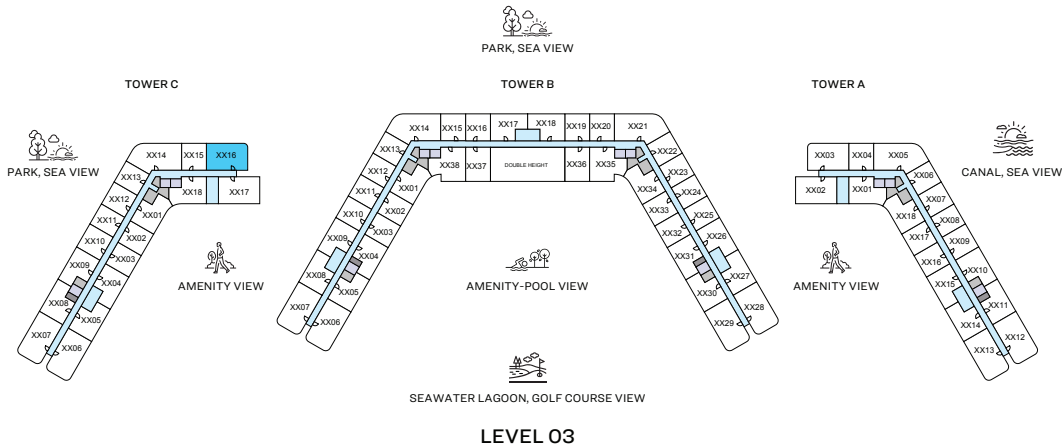
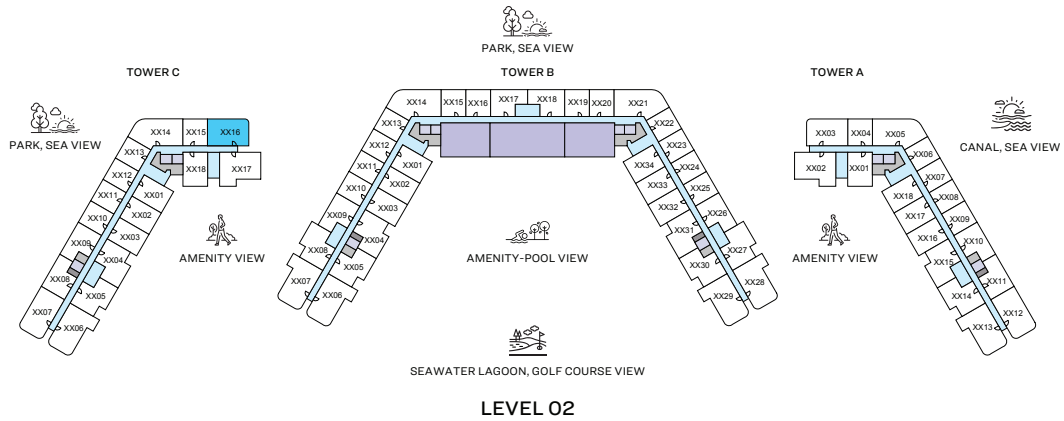
(with balcony)

TOTAL SALEABLE AREA
 SUITE RANGE = 816.98 - 817.52 SQ.FT.
 BALCONY RANGE = 58.77 - 58.88 SQ.FT.
 TOTAL RANGE = 875.75 - 876.40 SQ.FT.

List of unit numbers with this unit plan:

VIEWS

Park, Sea-view
 A-203, A-303, A-403, A-503, A-603, A-703



2

BEDROOM
APARTMENT

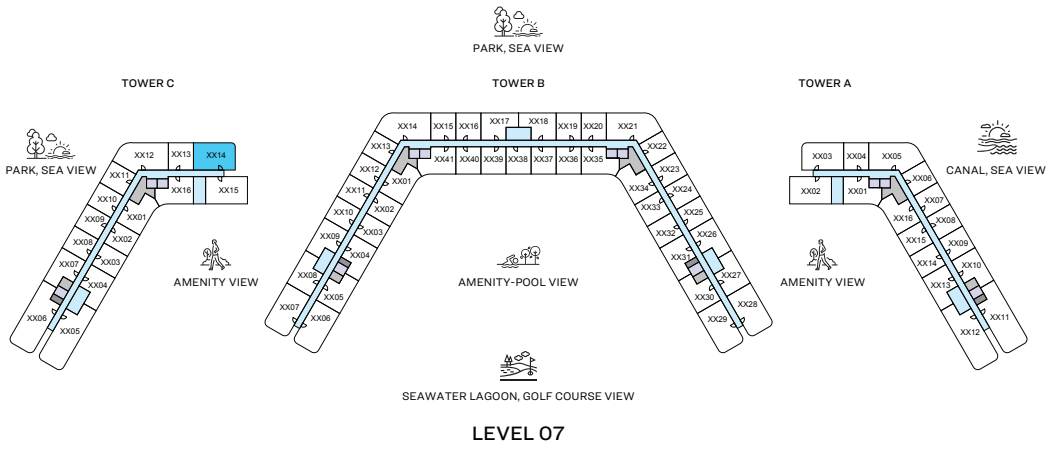
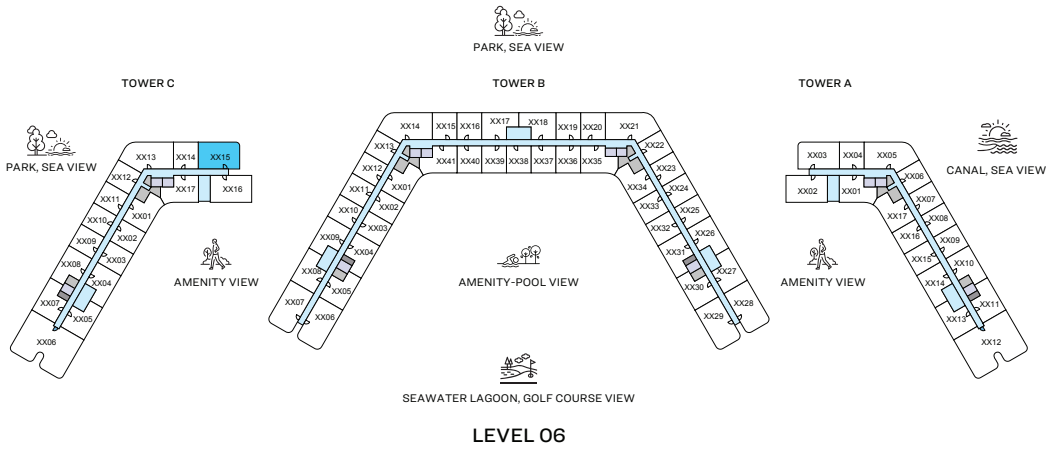
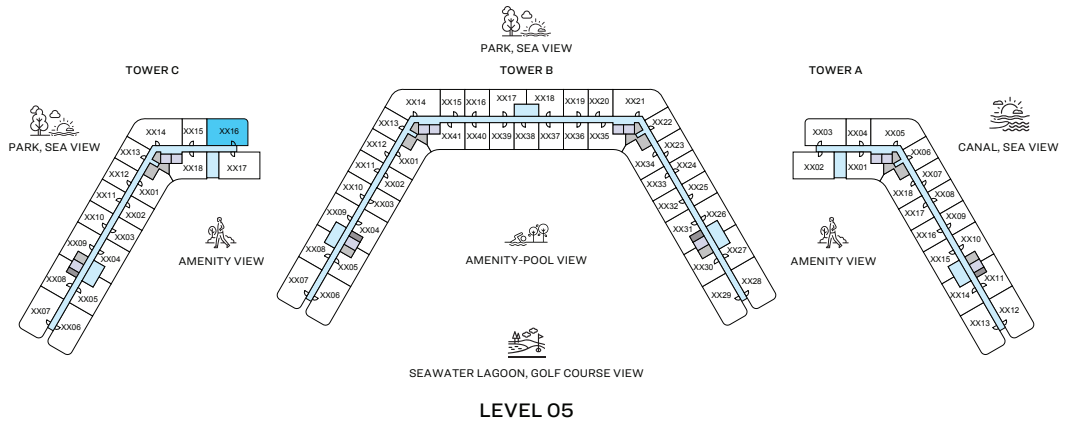
TYPE E VARIANT 1 (with balcony)

TOTAL SALEABLE AREA
 SUITE RANGE = 817.30 - 817.52 SQ.FT.
 BALCONY RANGE = 58.77 - 58.88 SQ.FT.
 TOTAL RANGE = 876.18 - 876.40 SQ.FT.

List of unit numbers with this unit plan:

VIEWS

Park, Sea-view
 C-216, C-316, C-416, C-516, C-615, C-714



2

BEDROOM
APARTMENT

TYPE E VARIANT 1

(with balcony)

TOTAL SALEABLE AREA
 SUITE RANGE = 817.30 - 817.52 SQ.FT.
 BALCONY RANGE = 58.77 - 58.88 SQ.FT.
 TOTAL RANGE = 876.18 - 876.40 SQ.FT.

List of unit numbers with this unit plan:

VIEWS

Park, Sea-view
 C-216, C-316, C-416, C-516, C-615, C-714



2

BEDROOM
APARTMENT

TYPE E VARIANT 1

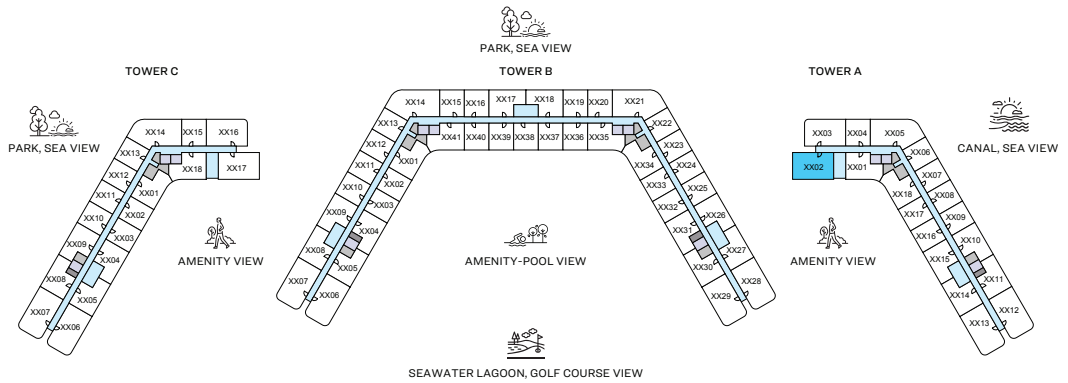
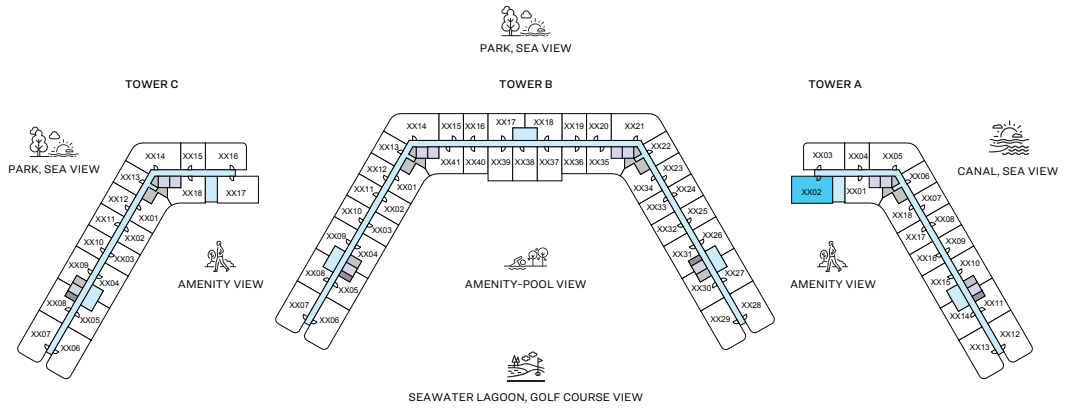
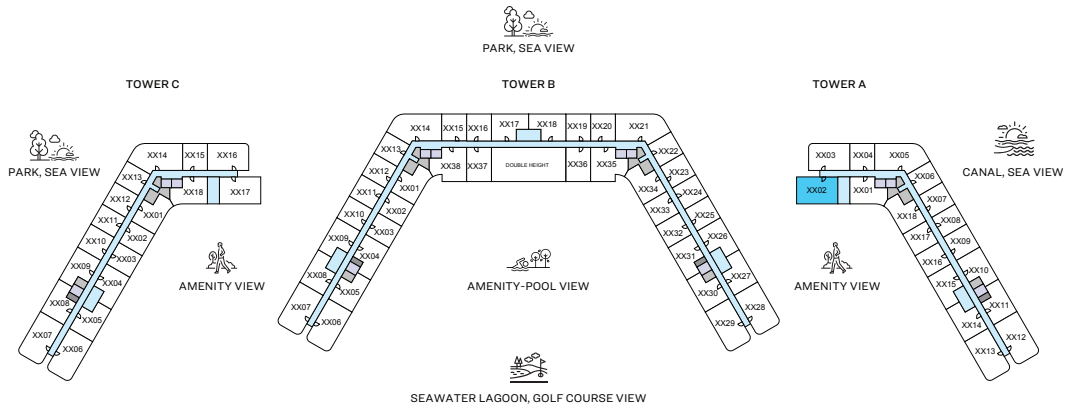
(with balcony)

TOTAL SALEABLE AREA
SUITE RANGE = 817.30 - 817.52 SQ.FT.
BALCONY RANGE = 58.77 - 58.88 SQ.FT.
TOTAL RANGE = 876.18 - 876.40 SQ.FT.

List of unit numbers with this unit plan:

VIEWS

Park, Sea-view
C-216, C-316, C-416, C-516, C-615, C-714



2

BEDROOM APARTMENT

TYPE F

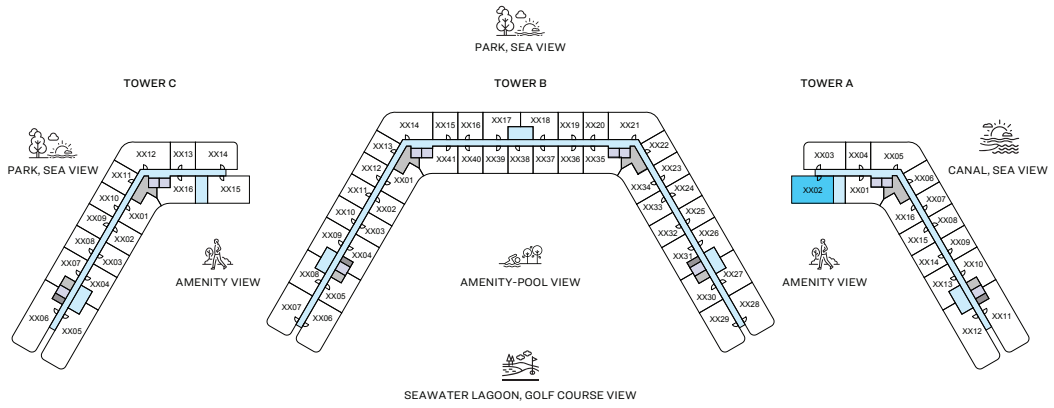
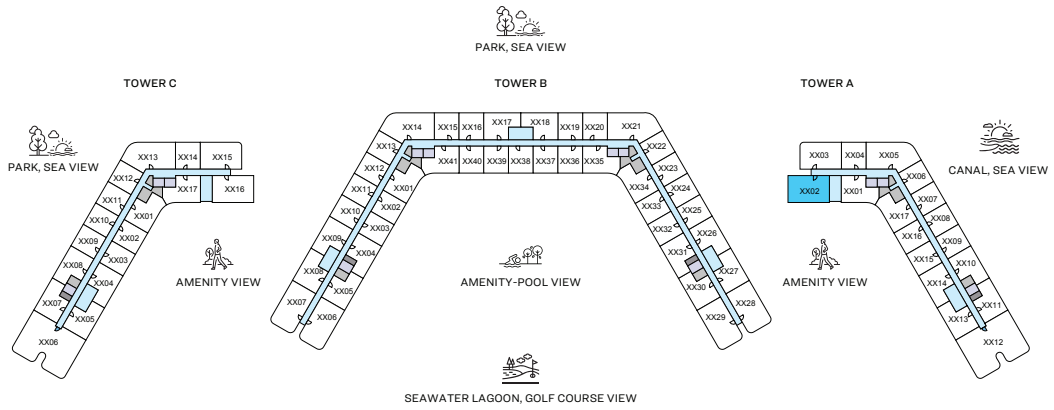
(with balcony)

TOTAL SALEABLE AREA
 SUITE RANGE = 813.43 - 813.54 SQ.FT.
 BALCONY RANGE = 59.31 - 59.52 SQ.FT.
 TOTAL RANGE = 872.74 - 873.06 SQ.FT.

List of unit numbers with this unit plan:

VIEWS

Amenity, Sea-water Lagoon
 A-302, A-402, A-502, A-602, A-702



2

BEDROOM
APARTMENT

TYPE F

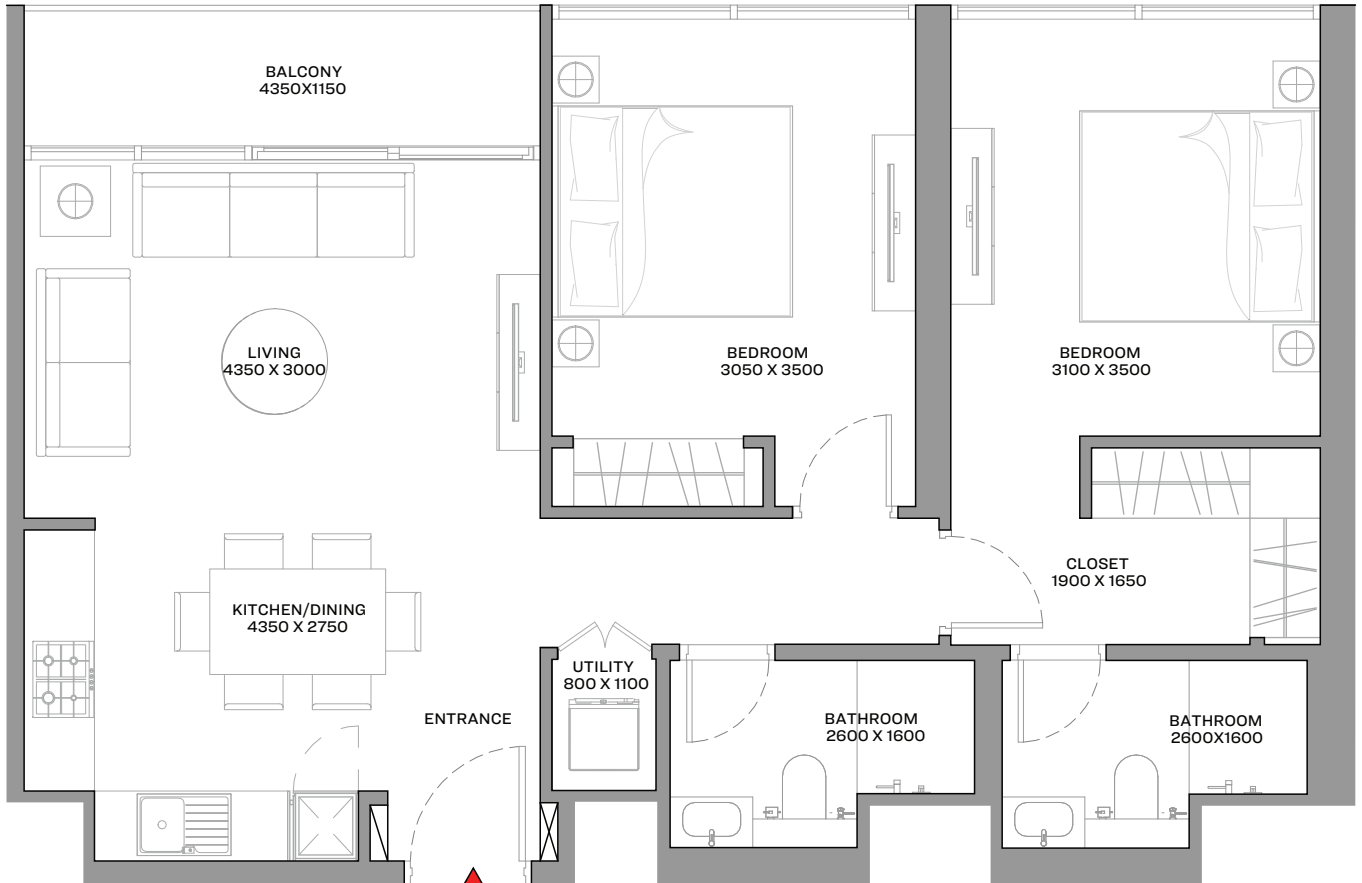
(with balcony)

TOTAL SALEABLE AREA
 SUITE RANGE = 813.43 - 813.54 SQ.FT.
 BALCONY RANGE = 59.31 - 59.52 SQ.FT.
 TOTAL RANGE = 872.74 - 873.06 SQ.FT.

List of unit numbers with this unit plan:

VIEWS

Amenity, Sea-water Lagoon
 A-302, A-402, A-502, A-602, A-702



2

BEDROOM
APARTMENT

TYPE F

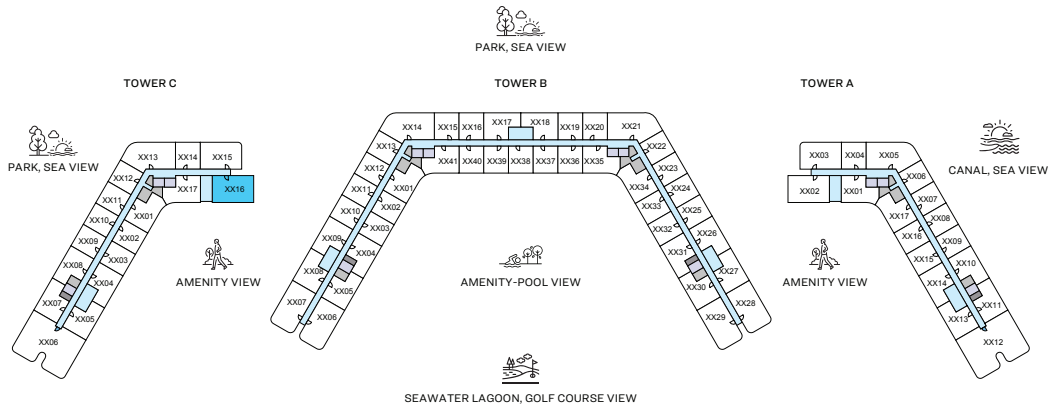
(with balcony)

TOTAL SALEABLE AREA
SUITE RANGE = 813.43 - 813.54 SQ.FT.
BALCONY RANGE = 59.31 - 59.52 SQ.FT.
TOTAL RANGE = 872.74 - 873.06 SQ.FT.

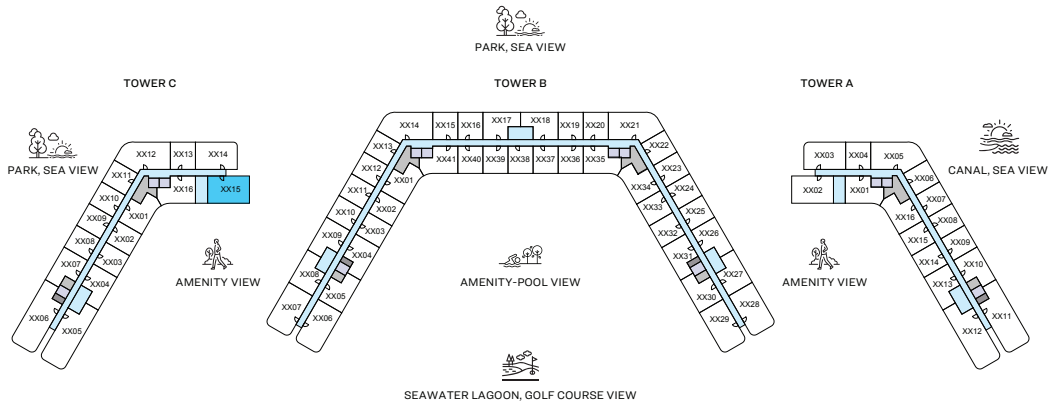
List of unit numbers with this unit plan:

VIEWS

Amenity, Sea-water Lagoon
A-302, A-402, A-502, A-602, A-702



LEVEL 06



LEVEL 07

2
BEDROOM
APARTMENT

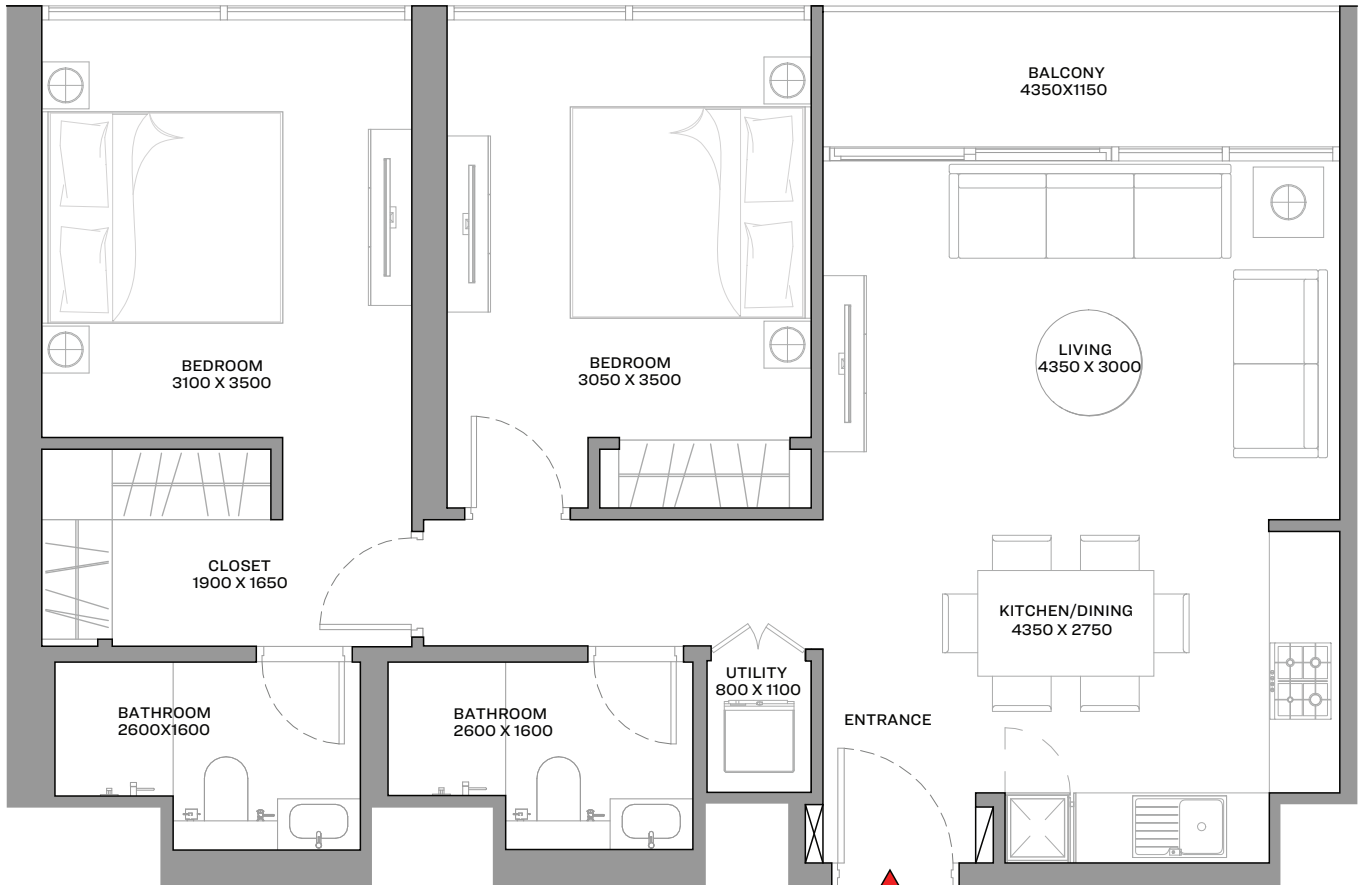
TYPE F
VARIANT 1
(with balcony)

TOTAL SALEABLE AREA
SUITE RANGE = 813.43 - 813.54 SQ.FT.
BALCONY = 59.52 SQ.FT.
TOTAL RANGE = 872.95 - 873.06 SQ.FT.

List of unit numbers with this unit plan:

VIEWS

Amenity, Sea-water Lagoon
C-317, C-417, C-517, C-616, C-715



2

BEDROOM
APARTMENT

TYPE F VARIANT 1

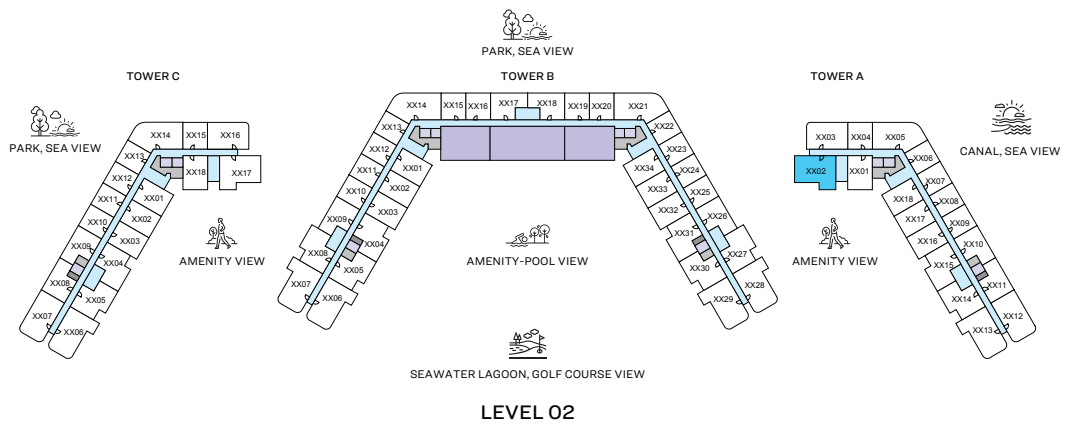
(with balcony)

TOTAL SALEABLE AREA
 SUITE RANGE = 813.43 - 813.54 SQ.FT.
 BALCONY = 59.52 SQ.FT.
 TOTAL RANGE = 872.95 - 873.06 SQ.FT.

List of unit numbers with this unit plan:

VIEWS

Amenity, Sea-water Lagoon
 C-317, C-417, C-517, C-616, C-715



2

BEDROOM
APARTMENT

TYPE G

(with yard)

TOTAL SALEABLE AREA
SUITE = 873.17 SQ.FT.
YARD = 97.31 SQ.FT.
TOTAL = 970.47 SQ.FT.

List of unit numbers with this unit plan:

VIEWS

Amenity, Sea-water Lagoon
A-202



2

BEDROOM
APARTMENT

TYPE G

(with yard)

TOTAL SALEABLE AREA
 SUITE = 873.17 SQ.FT.
 YARD = 97.31 SQ.FT.
 TOTAL = 970.47 SQ.FT.

List of unit numbers with this unit plan:

VIEWS

Amenity, Sea-water Lagoon
 A-202



2

BEDROOM
APARTMENT

TYPE G VARIANT 1

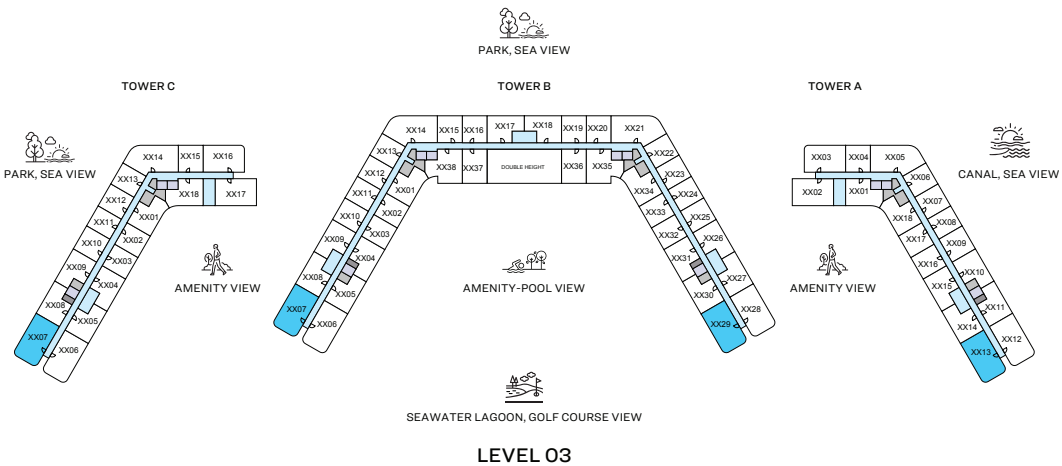
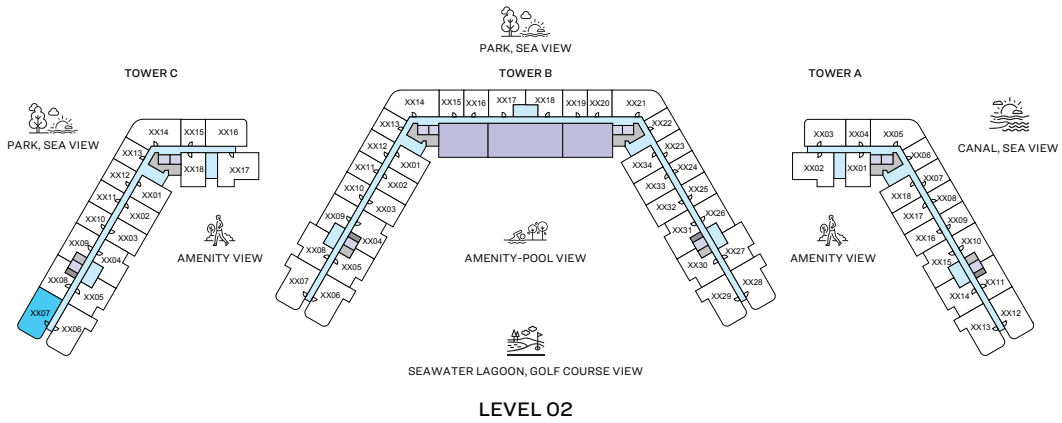
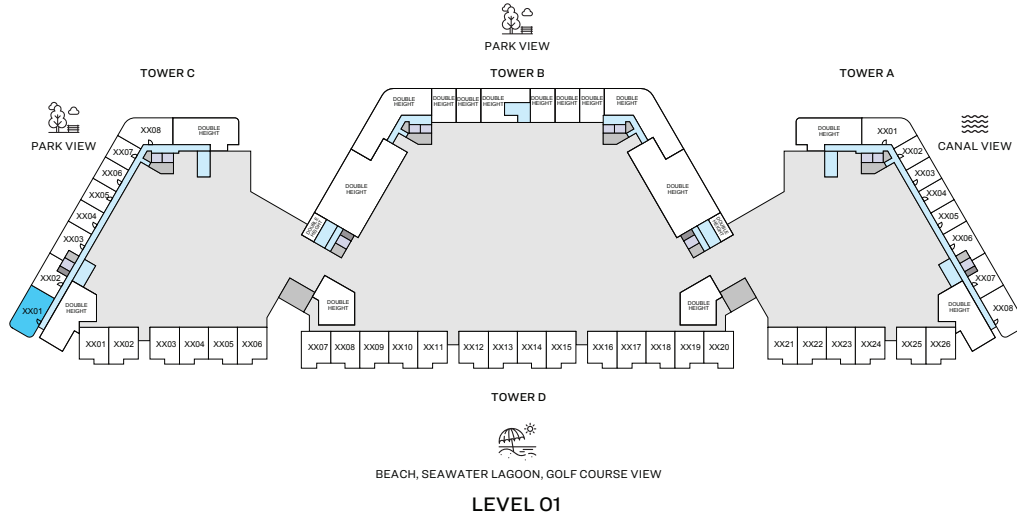
(with yard)

TOTAL SALEABLE AREA
SUITE = 873.17 SQ.FT.
YARD = 97.31 SQ.FT.
TOTAL = 970.47 SQ.FT.

List of unit numbers with this unit plan:

VIEWS

Amenity, Sea-water Lagoon
C-217



2

BEDROOM APARTMENT

TYPE H

(with balcony)

TOTAL SALEABLE AREA
 SUITE RANGE = 877.90 - 882.64 SQ.FT.
 BALCONY RANGE = 109.90 - 110.01 SQ.FT.
 TOTAL RANGE = 987.80 - 992.54 SQ.FT.

List of unit numbers with this unit plan:

VIEWS

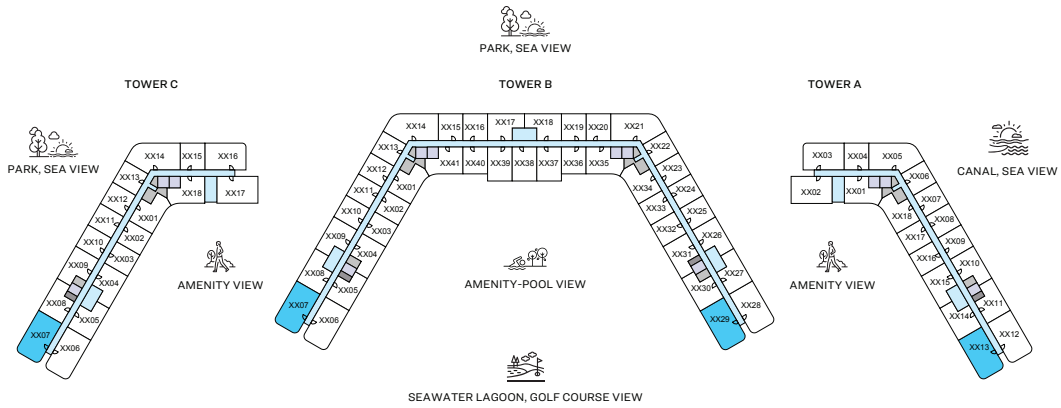
Amenity, Sea-water Lagoon
 B-307, B-407, B-507, B-607, B-707

Amenity, Sea-water Lagoon, Golf Course
 A-313, A-413, A-513

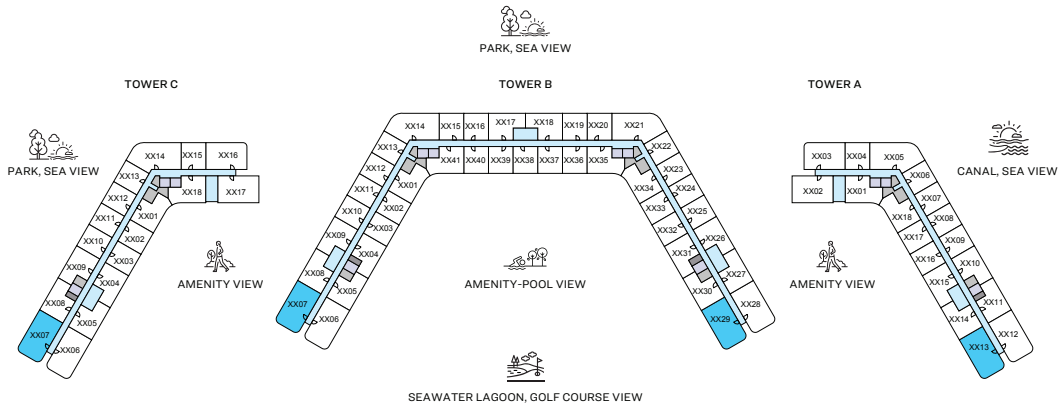
Park, Sea Water Lagoon
 C-101

Park, Sea-view, Sea-water Lagoon
 C-207, C-307, C-407, C-507

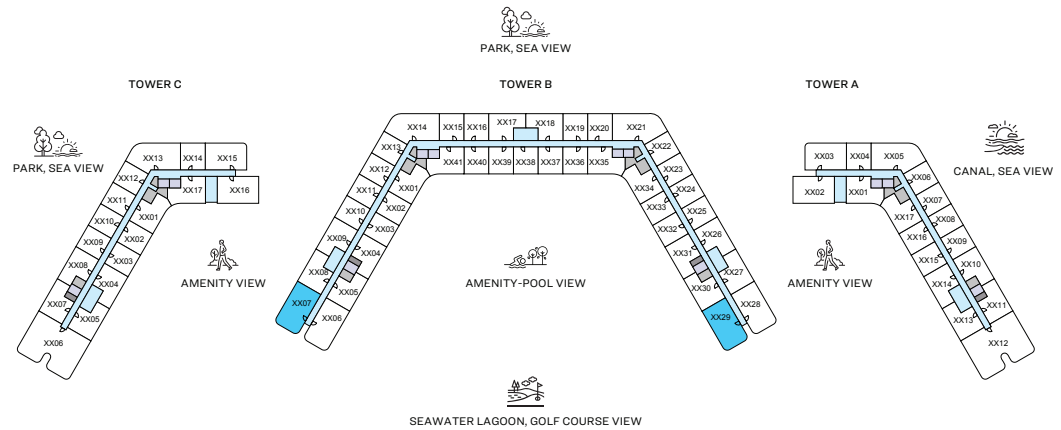
Pool, Sea-water Lagoon, Golf Course
 B-329, B-429, B-529, B-629, B-729



LEVEL 04



LEVEL 05



LEVEL 06

2

BEDROOM
APARTMENT

TYPE H

(with balcony)

TOTAL SALEABLE AREA

SUITE RANGE = 877.90 - 882.64 SQ.FT.

BALCONY RANGE = 109.90 - 110.01 SQ.FT.

TOTAL RANGE = 987.80 - 992.54 SQ.FT.

List of unit numbers with this unit plan:

VIEWS

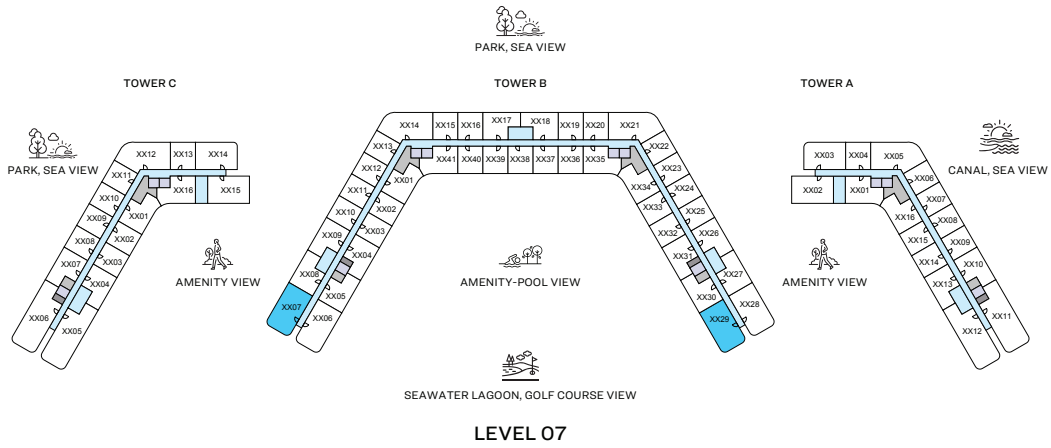
Amenity, Sea-water Lagoon
B-307, B-407, B-507, B-607, B-707

Amenity, Sea-water Lagoon, Golf Course
A-313, A-413, A-513

Park, Sea Water Lagoon
C-101

Park, Sea-view, Sea-water Lagoon
C-207, C-307, C-407, C-507

Pool, Sea-water Lagoon, Golf Course
B-329, B-429, B-529, B-629, B-729



2

BEDROOM
APARTMENT

TYPE H

(with balcony)

TOTAL SALEABLE AREA

SUITE RANGE = 877.90 - 882.64 SQ.FT.
BALCONY RANGE = 109.90 - 110.01 SQ.FT.
TOTAL RANGE = 987.80 - 992.54 SQ.FT.

List of unit numbers with this unit plan:

VIEWS

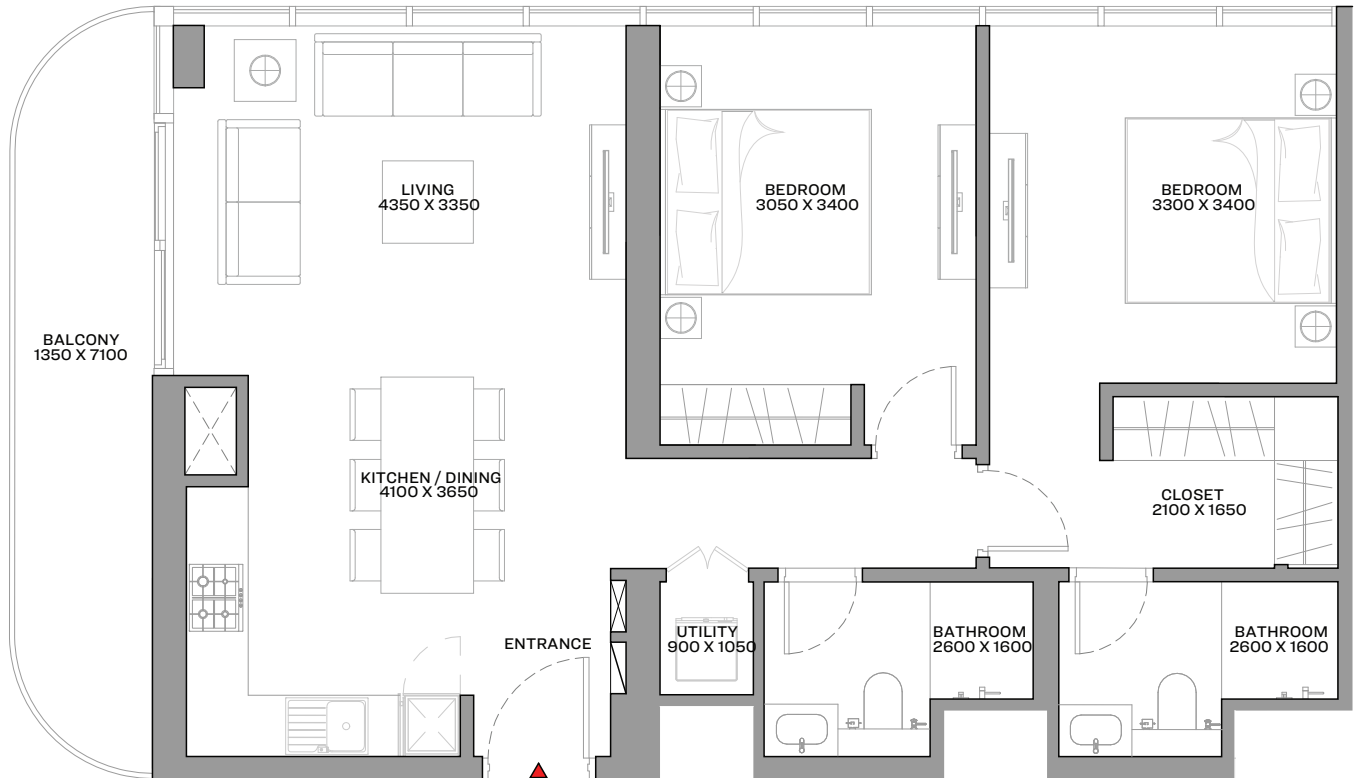
Amenity, Sea-water Lagoon
B-307, B-407, B-507, B-607, B-707

Amenity, Sea-water Lagoon, Golf Course
A-313, A-413, A-513

Park, Sea Water Lagoon
C-101

Park, Sea-view, Sea-water Lagoon
C-207, C-307, C-407, C-507

Pool, Sea-water Lagoon, Golf Course
B-329, B-429, B-529, B-629, B-729



2

BEDROOM
APARTMENT

TYPE H

(with balcony)

TOTAL SALEABLE AREA

SUITE RANGE = 877.90 - 882.64 SQ.FT.
BALCONY RANGE = 109.90 - 110.01 SQ.FT.
TOTAL RANGE = 987.80 - 992.54 SQ.FT.

List of unit numbers with this unit plan:

VIEWS

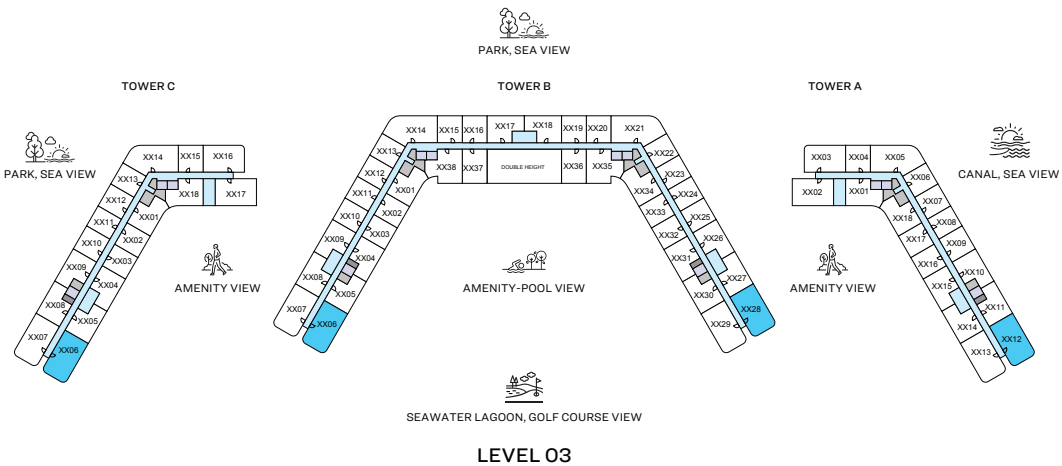
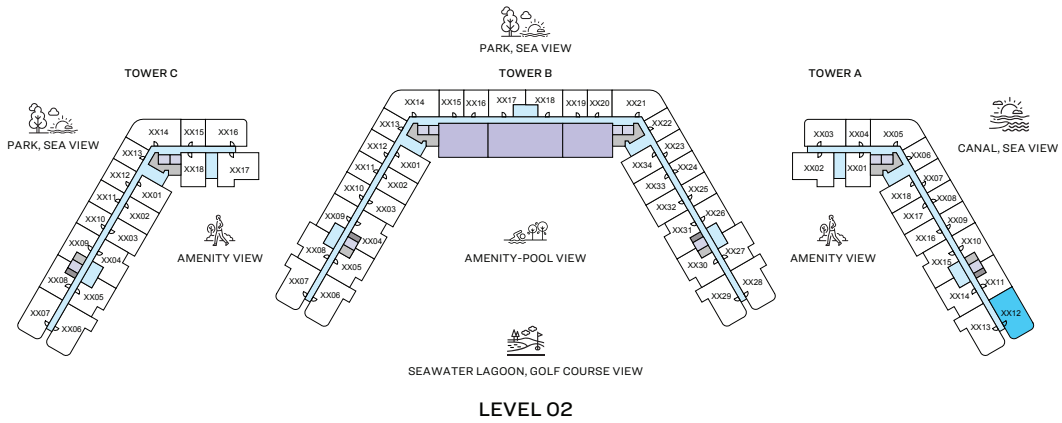
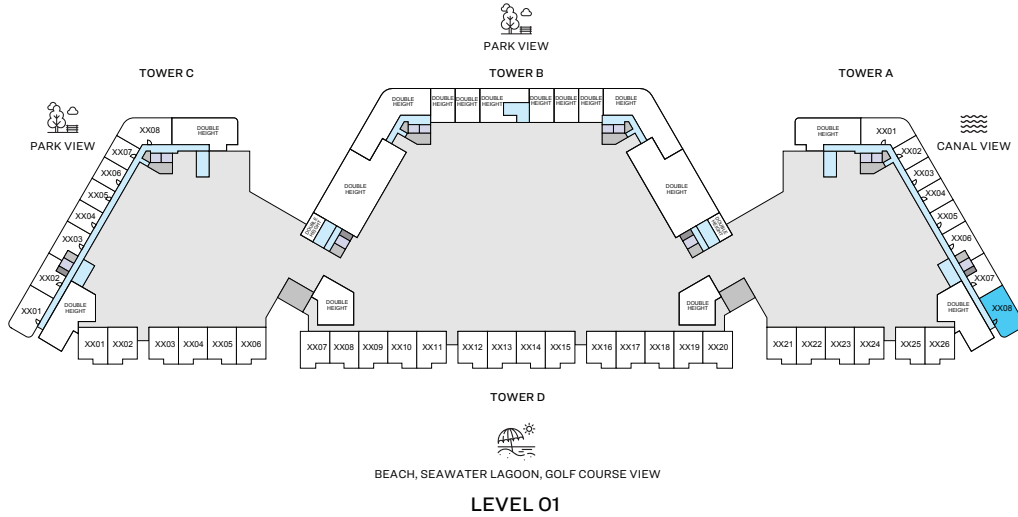
Amenity, Sea-water Lagoon
B-307, B-407, B-507, B-607, B-707

Amenity, Sea-water Lagoon, Golf Course
A-313, A-413, A-513

Park, Sea Water Lagoon
C-101

Park, Sea-view, Sea-water Lagoon
C-207, C-307, C-407, C-507

Pool, Sea-water Lagoon, Golf Course
B-329, B-429, B-529, B-629, B-729



2

BEDROOM
APARTMENT

TYPE H VARIANT 1

(with balcony)

TOTAL SALEABLE AREA
SUITE RANGE = 877.90 - 881.03 SQ.FT.
BALCONY RANGE = 107.96 - 110.44 SQ.FT.
TOTAL RANGE = 987.80 - 990.93 SQ.FT.

List of unit numbers with this unit plan:

VIEWS

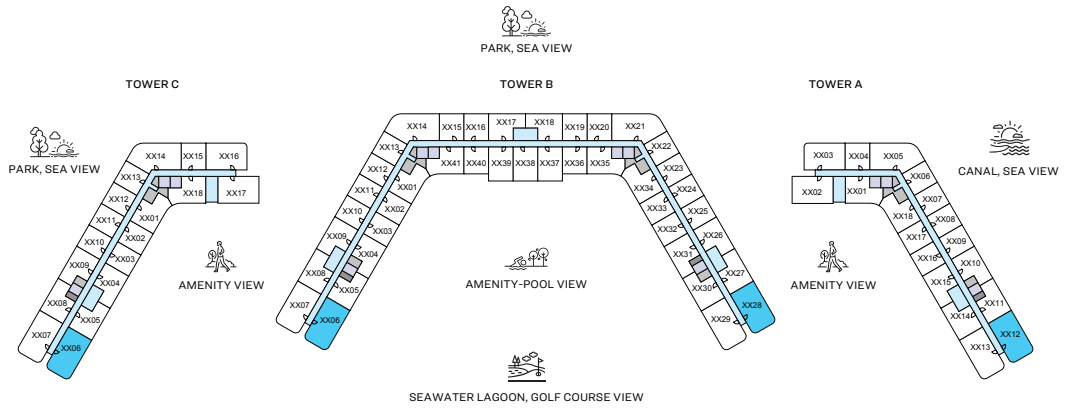
Amenity, Sea-water Lagoon, Golf Course
B-328, C-306, B-428, C-406, B-528, C-506, B-628, B-728

Canal, Park, Sea-view, Sea-water Lagoon, Golf Course
A-212

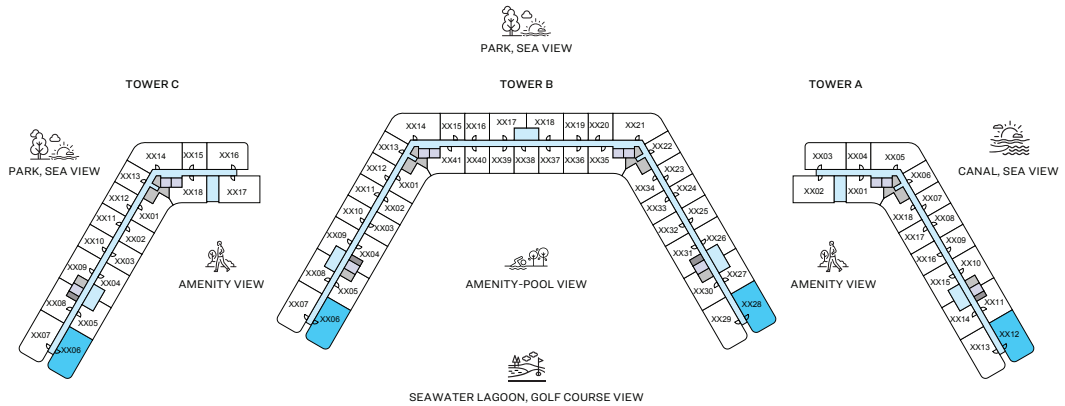
Canal, Park, Sea-view, Sea-water Lagoon, Golf Course
A-312, A-412, A-512

Canal, Park, Sea-water Lagoon, Golf Course
A-108

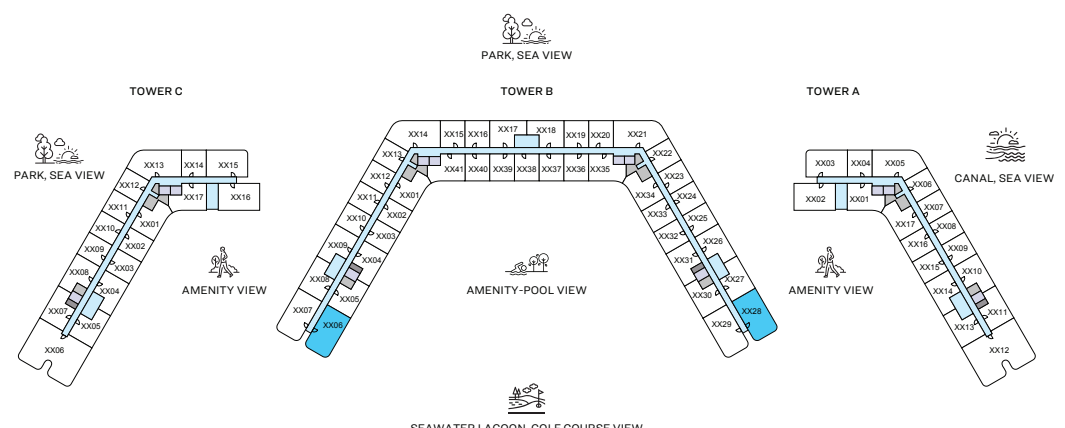
Pool, Sea-water Lagoon, Golf Course
B-306, B-406, B-506, B-606, B-706



LEVEL 04



LEVEL 05



LEVEL 06

2

BEDROOM
APARTMENT

TYPE H VARIANT 1 (with balcony)

TOTAL SALEABLE AREA
SUITE RANGE = 877.90 - 881.03 SQ.FT.
BALCONY RANGE = 107.96 - 110.44 SQ.FT.
TOTAL RANGE = 987.80 - 990.93 SQ.FT.

List of unit numbers with this unit plan:

VIEWS

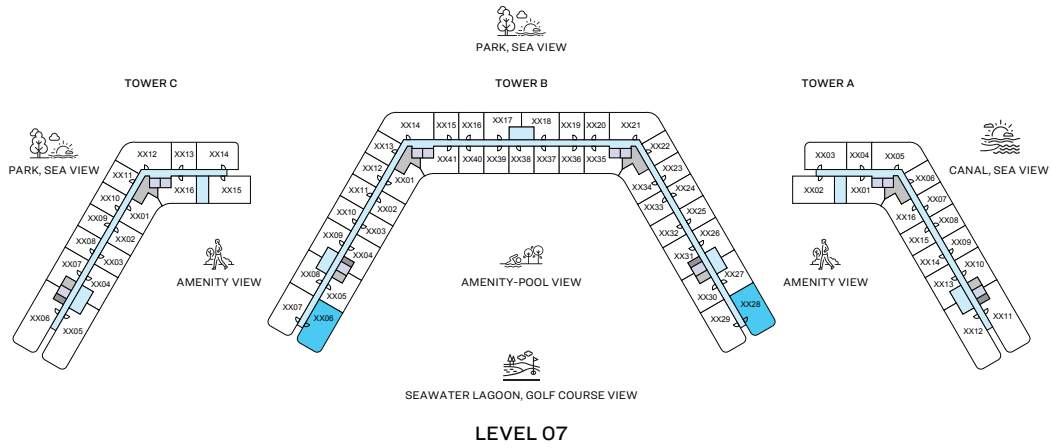
Amenity, Sea-water Lagoon, Golf Course
B-328, C-306, B-428, C-406, B-528, C-506, B-628, B-728

Canal, Park, Sea-view, Sea-water Lagoon, Golf Course
A-212

Canal, Park, Sea-view, Sea-water Lagoon, Golf Course
A-312, A-412, A-512

Canal, Park, Sea-water Lagoon, Golf Course
A-108

Pool, Sea-water Lagoon, Golf Course
B-306, B-406, B-506, B-606, B-706



2

BEDROOM
APARTMENT

TYPE H VARIANT 1

(with balcony)

TOTAL SALEABLE AREA
 SUITE RANGE = 877.90 - 881.03 SQ.FT.
 BALCONY RANGE = 107.96 - 110.44 SQ.FT.
 TOTAL RANGE = 987.80 - 990.93 SQ.FT.

List of unit numbers with this unit plan:

VIEWS

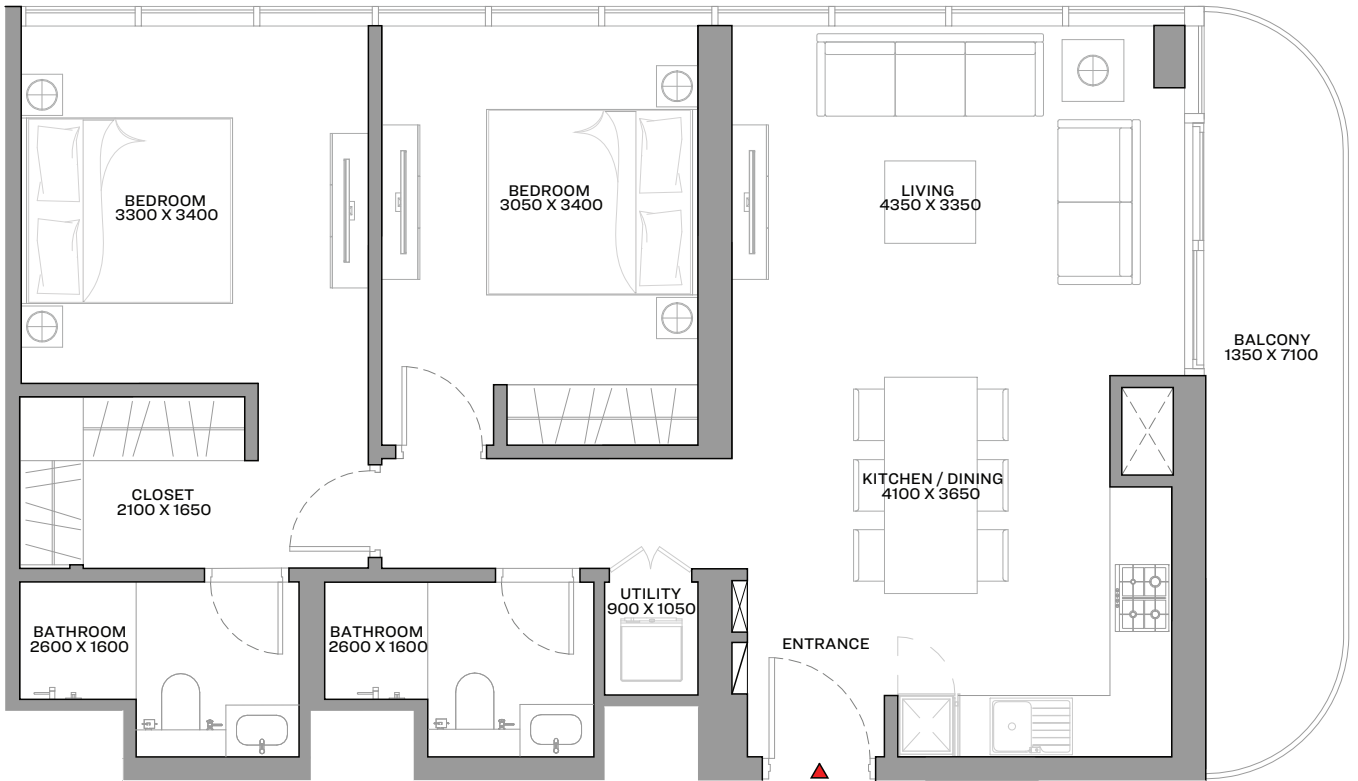
Amenity, Sea-water Lagoon, Golf Course
 B-328, C-306, B-428, C-406, B-528, C-506, B-628, B-728

Canal, Park, Sea-view, Sea-water Lagoon, Golf Course
 A-212

Canal, Park, Sea-view, Sea-water Lagoon, Golf Course
 A-312, A-412, A-512

Canal, Park, Sea-water Lagoon, Golf Course
 A-108

Pool, Sea-water Lagoon, Golf Course
 B-306, B-406, B-506, B-606, B-706



2

BEDROOM
APARTMENT

TYPE H VARIANT 1

(with balcony)

TOTAL SALEABLE AREA
 SUITE RANGE = 877.90 - 881.03 SQ.FT.
 BALCONY RANGE = 107.96 - 110.44 SQ.FT.
 TOTAL RANGE = 987.80 - 990.93 SQ.FT.

List of unit numbers with this unit plan:

VIEWS

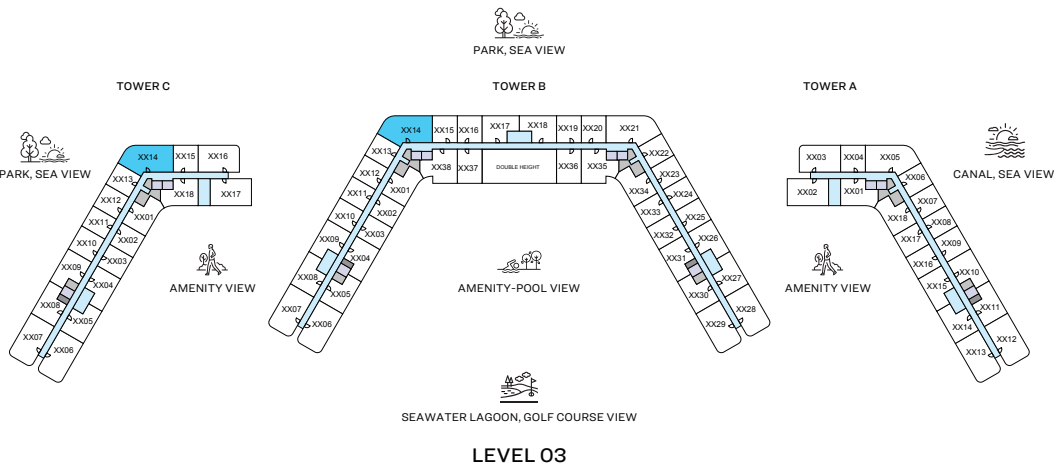
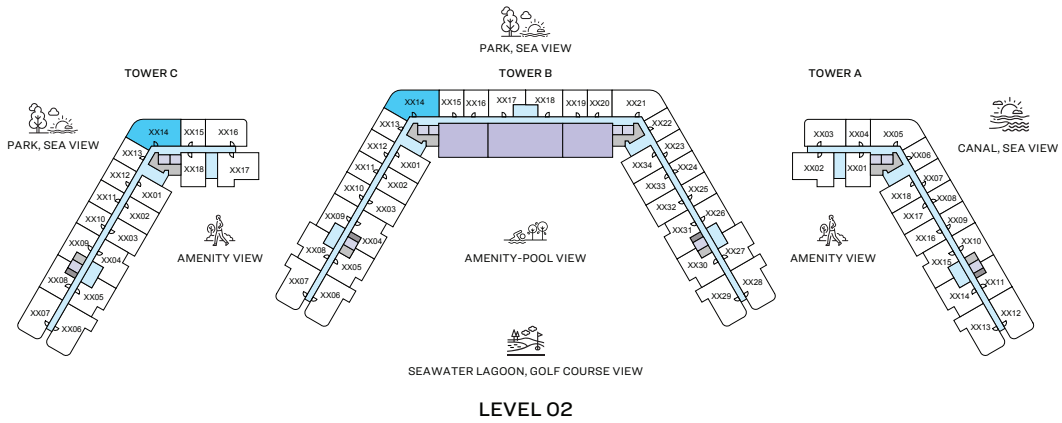
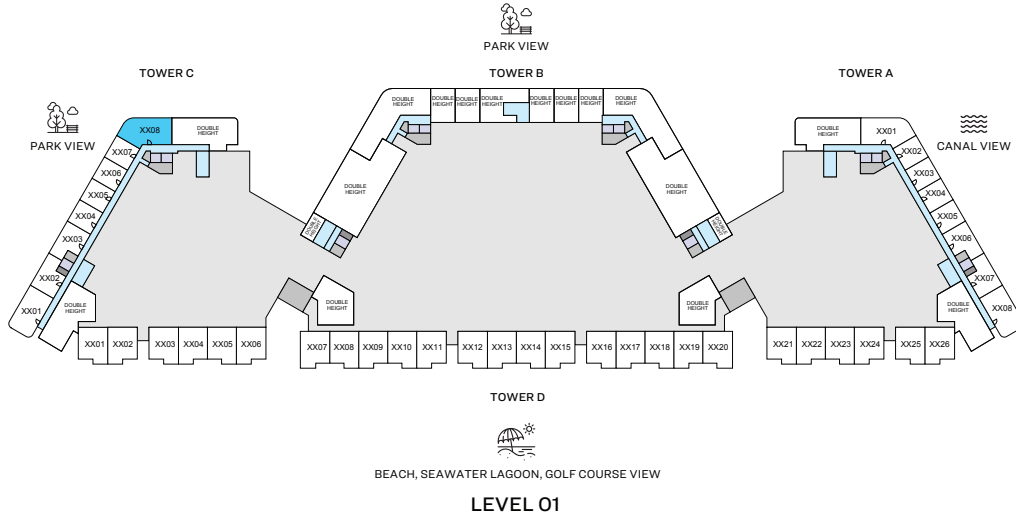
Amenity, Sea-water Lagoon, Golf Course
 B-328, C-306, B-428, C-406, B-528, C-506, B-628, B-728

Canal, Park, Sea-view, Sea-water Lagoon, Golf Course
 A-212

Canal, Park, Sea-view, Sea-water Lagoon, Golf Course
 A-312, A-412, A-512

Canal, Park, Sea-water Lagoon, Golf Course
 A-108

Pool, Sea-water Lagoon, Golf Course
 B-306, B-406, B-506, B-606, B-706



2

BEDROOM
APARTMENT
(GRANDE)

TYPE I

(with powder room + balcony)

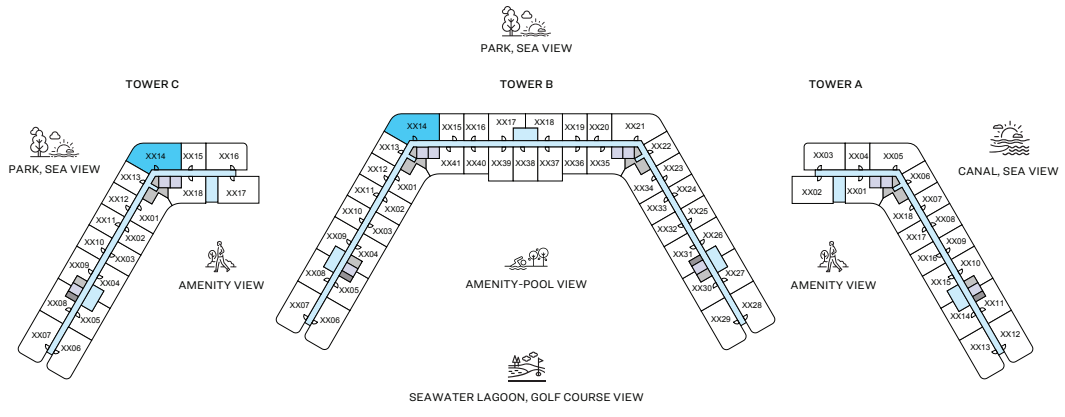
TOTAL SALEABLE AREA
SUITE RANGE = 929.36 - 935.38 SQ.FT.
BALCONY RANGE = 100.97 - 101.83 SQ.FT.
TOTAL RANGE = 1,030.32 - 1,036.67 SQ.FT.

List of unit numbers with this unit plan:

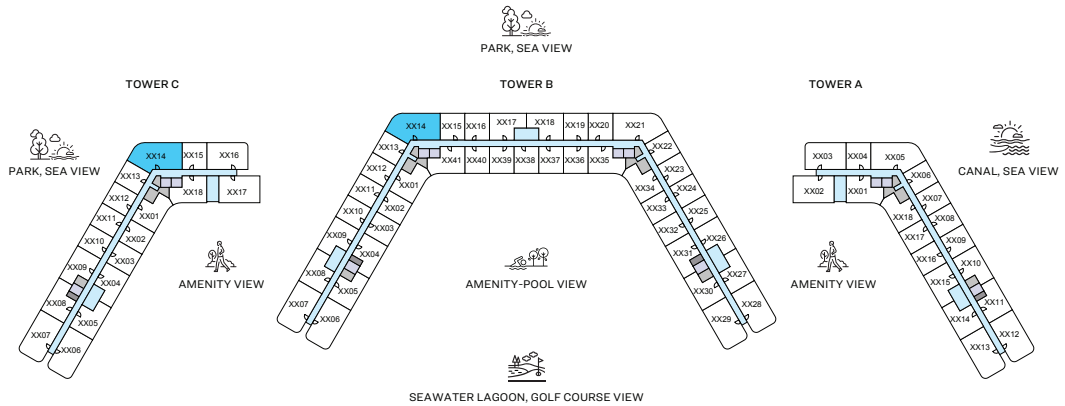
VIEWS

Park
C-108

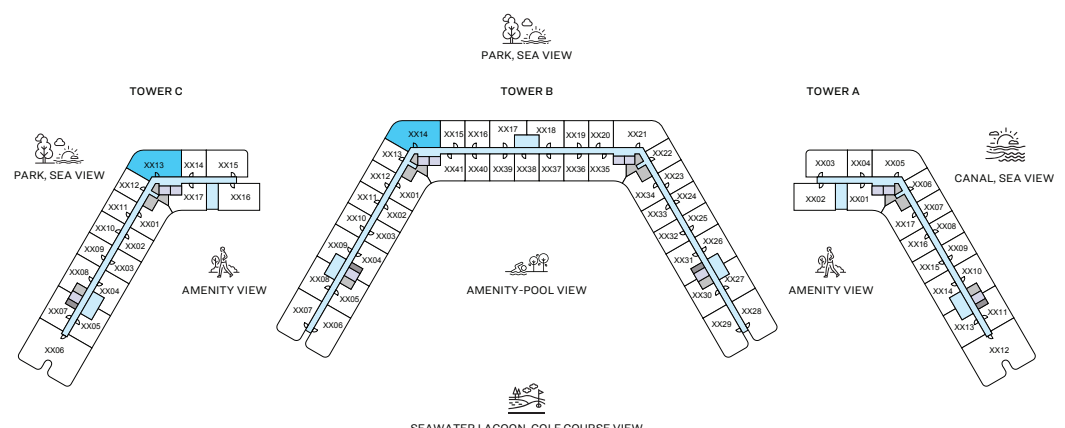
Park, Sea-view
B-214, C-214, B-314, C-314, B-414, C-414, B-514,
C-514, B-614, C-613, B-714, C-712, B-813, B-912



LEVEL 04



LEVEL 05



LEVEL 06

2

BEDROOM
APARTMENT
(GRANDE)

TYPE I

(with powder room + balcony)

TOTAL SALEABLE AREA

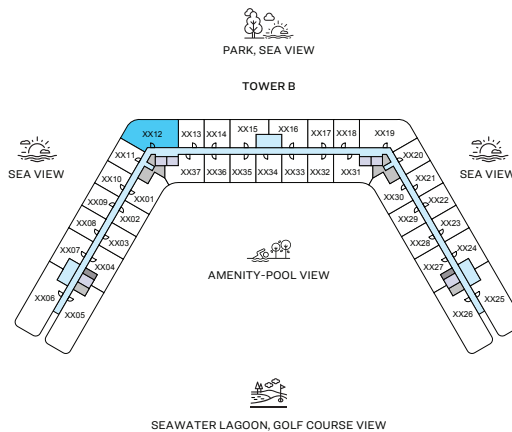
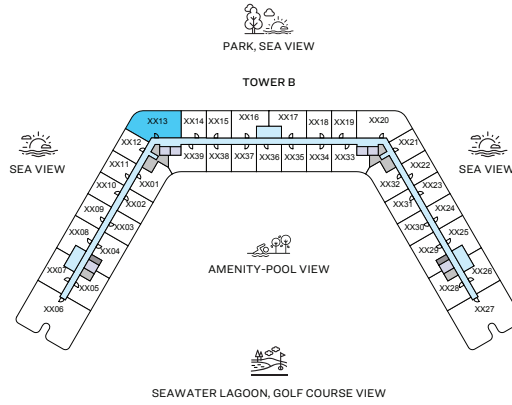
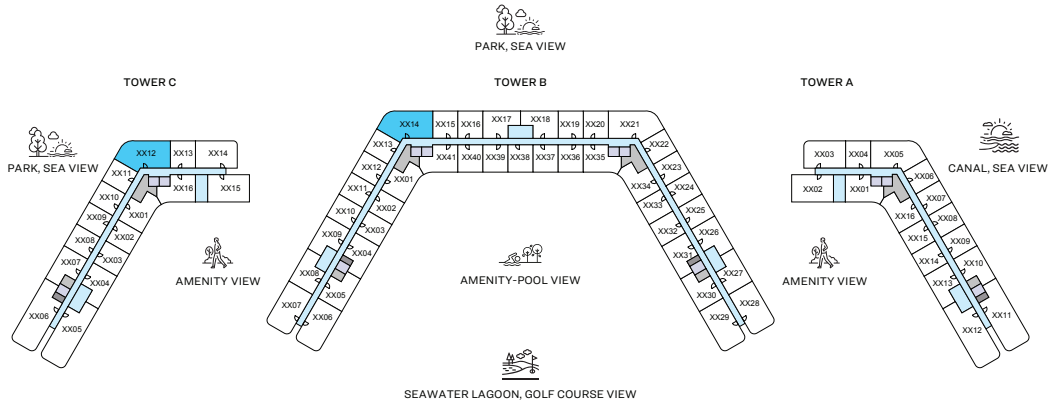
SUITE RANGE = 929.36 - 935.38 SQ.FT.
BALCONY RANGE = 100.97 - 101.83 SQ.FT.
TOTAL RANGE = 1,030.32 - 1,036.67 SQ.FT.

List of unit numbers with this unit plan:

VIEWS

Park
C-108

Park, Sea-view
B-214, C-214, B-314, C-314, B-414, C-414, B-514,
C-514, B-614, C-613, B-714, C-712, B-813, B-912



2

BEDROOM
APARTMENT
(GRANDE)

TYPE I

(with powder room + balcony)

TOTAL SALEABLE AREA

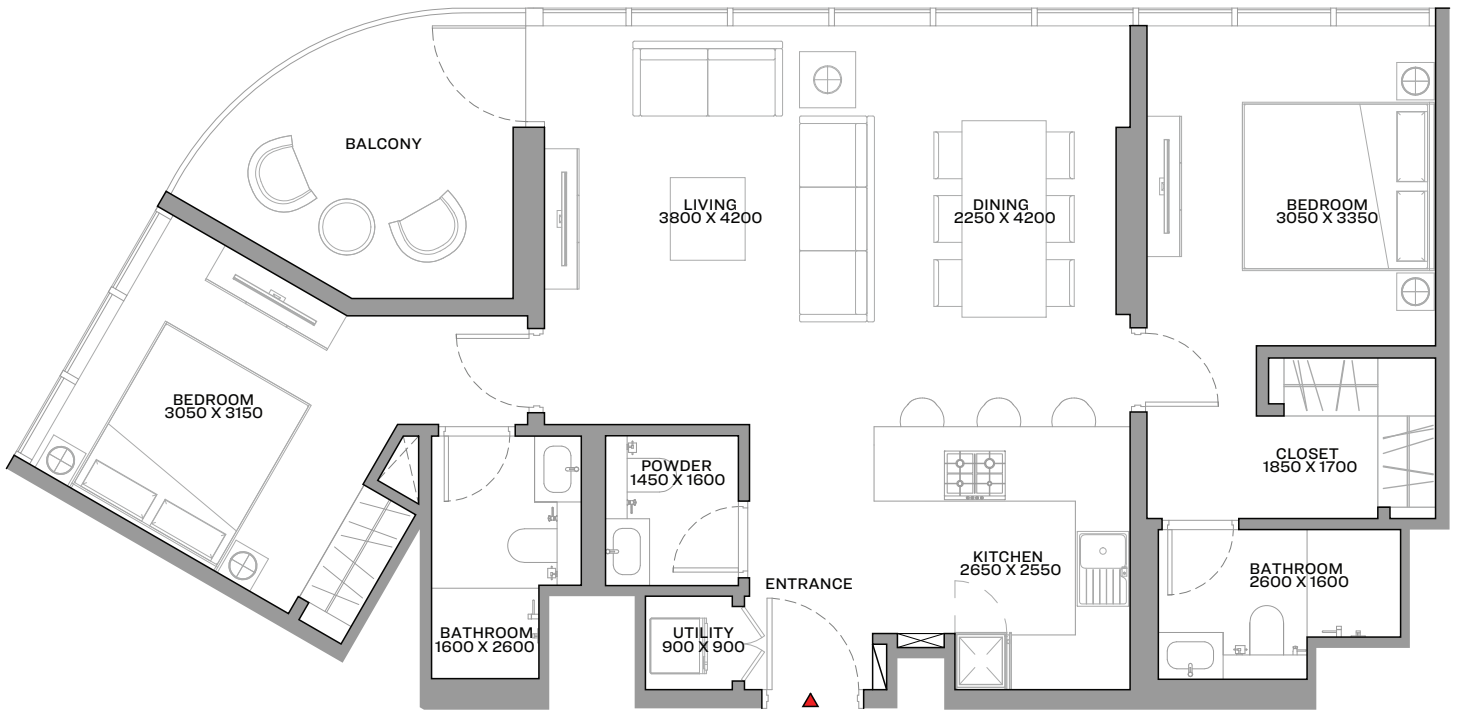
SUITE RANGE = 929.36 - 935.38 SQ.FT.
BALCONY RANGE = 100.97 - 101.83 SQ.FT.
TOTAL RANGE = 1,030.32 - 1,036.67 SQ.FT.

List of unit numbers with this unit plan:

VIEWS

Park
C-108

Park, Sea-view
B-214, C-214, B-314, C-314, B-414, C-414, B-514,
C-514, B-614, C-613, B-714, C-712, B-813, B-912



2

BEDROOM
APARTMENT
(GRANDE)

TYPE I

(with powder room + balcony)

TOTAL SALEABLE AREA

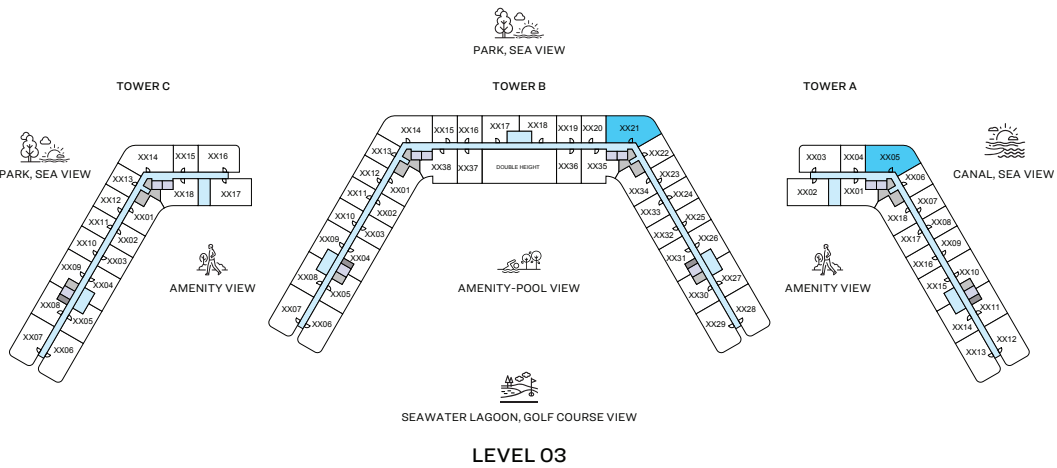
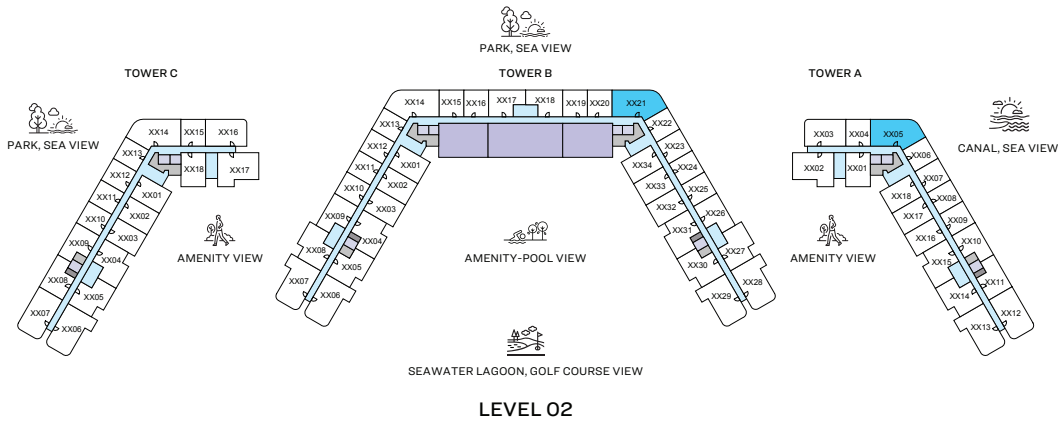
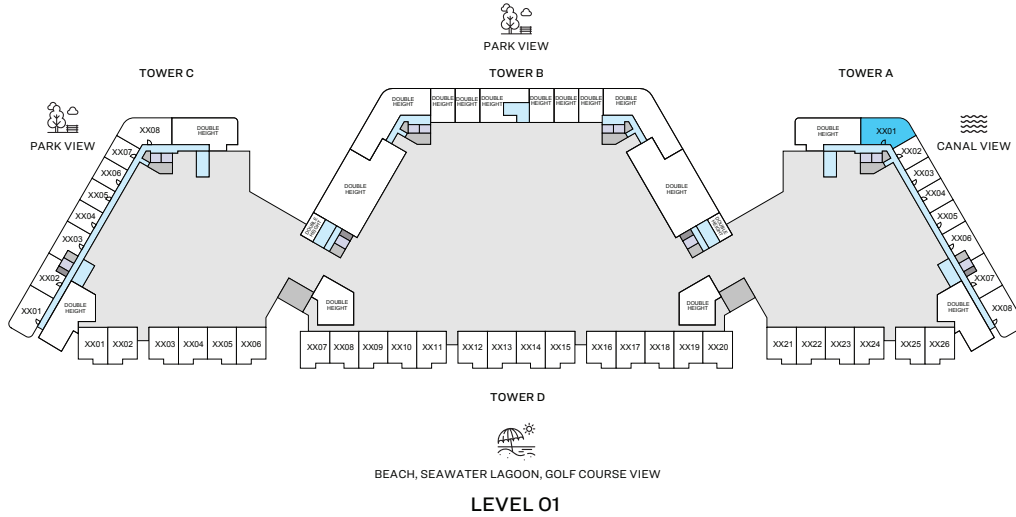
SUITE RANGE = 929.36 - 935.38 SQ.FT.
BALCONY RANGE = 100.97 - 101.83 SQ.FT.
TOTAL RANGE = 1,030.32 - 1,036.67 SQ.FT.

List of unit numbers with this unit plan:

VIEWS

Park
C-108

Park, Sea-view
B-214, C-214, B-314, C-314, B-414, C-414, B-514,
C-514, B-614, C-613, B-714, C-712, B-813, B-912



2

BEDROOM
APARTMENT
(GRANDE)

TYPE I VARIANT 1

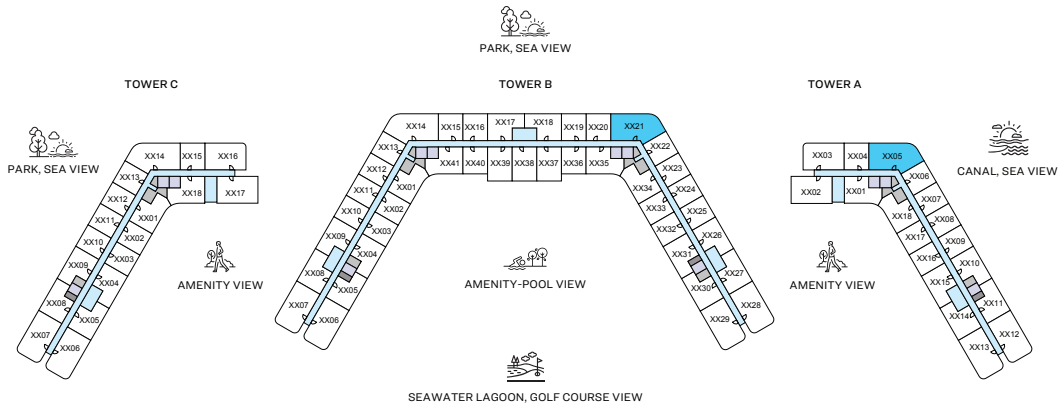
(with powder room + balcony)

TOTAL SALEABLE AREA
SUITE = 934.74 SQ.FT.
BALCONY = 101.93 SQ.FT.
TOTAL = 1,036.67 SQ.FT.

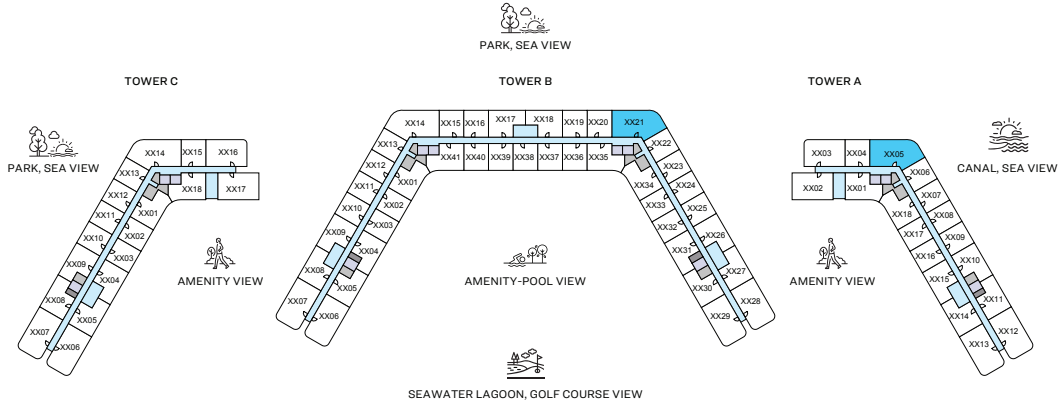
List of unit numbers with this unit plan:

VIEWS

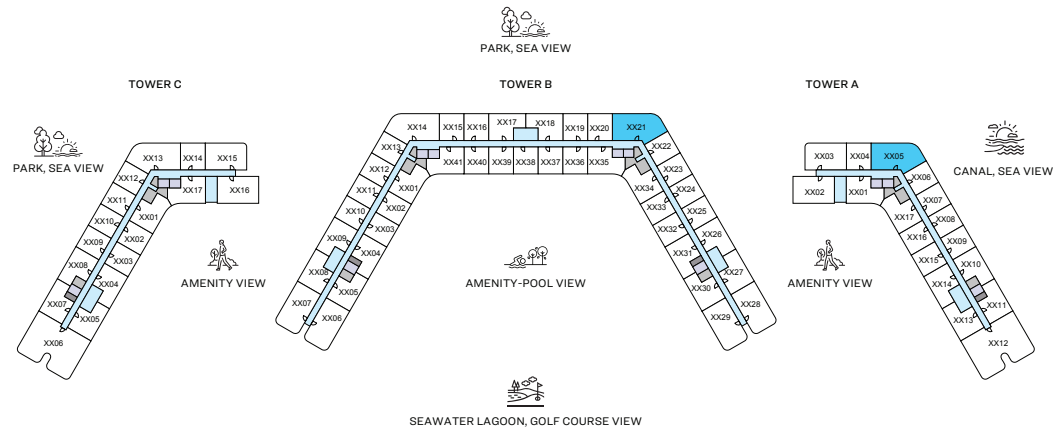
- Canal, Park
A-101
- Canal, Park, Sea-view
A-205, A-305, A-405, A-505, A-605, A-705
- Park, Sea-view
B-221, B-321, B-421, B-521, B-621, B-721, B-820, B-919



LEVEL 04



LEVEL 05



LEVEL 06

2

BEDROOM
APARTMENT
(GRANDE)

TYPE I VARIANT 1

(with powder room + balcony)

TOTAL SALEABLE AREA
SUITE = 934.74 SQ.FT.
BALCONY = 101.93 SQ.FT.
TOTAL = 1,036.67 SQ.FT.

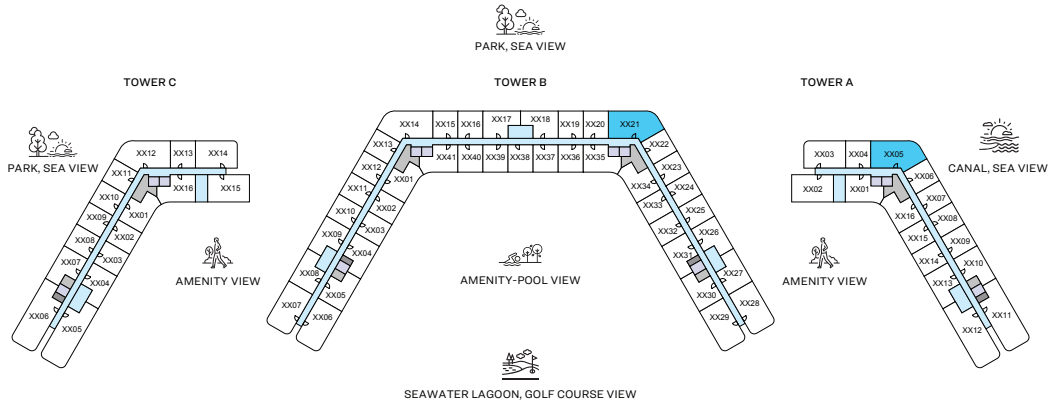
List of unit numbers with this unit plan:

VIEWS

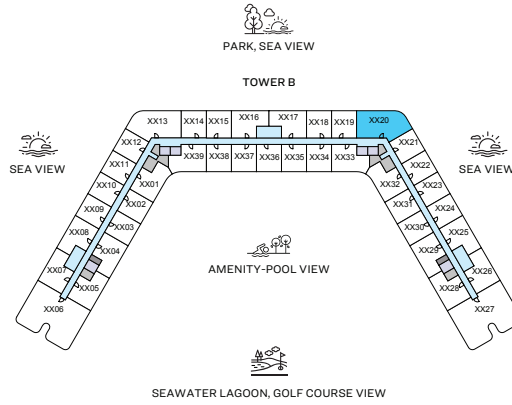
Canal, Park
A-101

Canal, Park, Sea-view
A-205, A-305, A-405, A-505, A-605, A-705

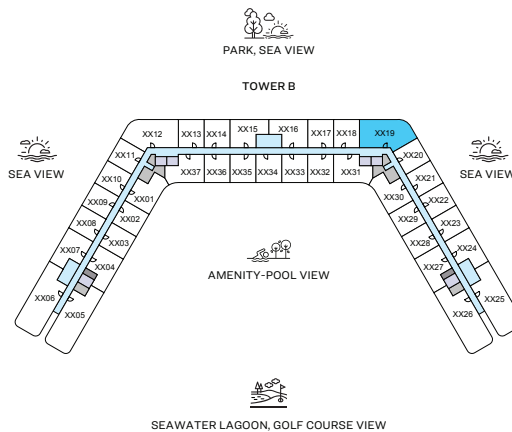
Park, Sea-view
B-221, B-321, B-421, B-521, B-621, B-721, B-820, B-919



LEVEL 07



LEVEL 08



LEVEL 09

2

BEDROOM
APARTMENT
(GRANDE)

TYPE I VARIANT 1

(with powder room + balcony)

TOTAL SALEABLE AREA
SUITE = 934.74 SQ.FT.
BALCONY = 101.93 SQ.FT.
TOTAL = 1,036.67 SQ.FT.

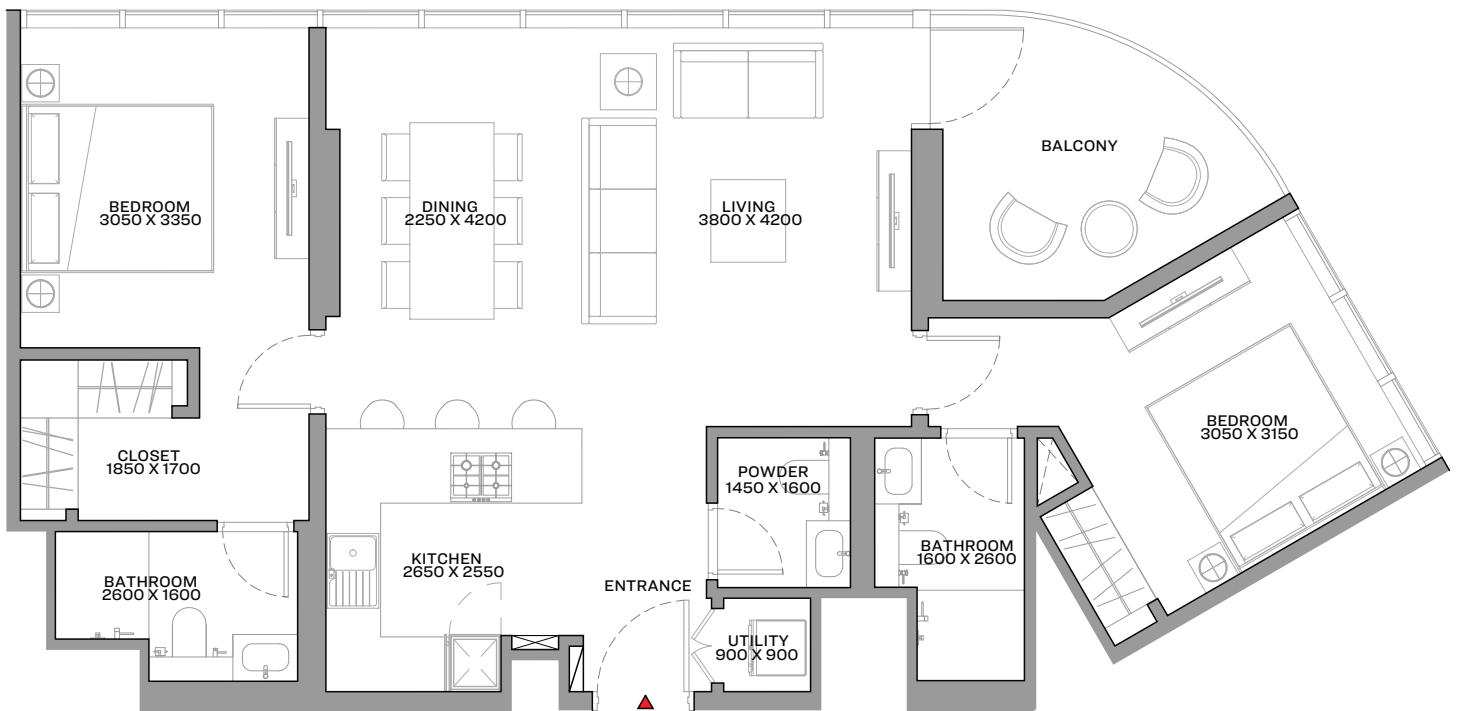
List of unit numbers with this unit plan:

VIEWS

Canal, Park
A-101

Canal, Park, Sea-view
A-205, A-305, A-405, A-505, A-605, A-705

Park, Sea-view
B-221, B-321, B-421, B-521, B-621, B-721, B-820, B-919



2

BEDROOM
APARTMENT
(GRANDE)

TYPE I VARIANT 1

(with powder room + balcony)

TOTAL SALEABLE AREA
SUITE = 934.74 SQ.FT.
BALCONY = 101.93 SQ.FT.
TOTAL = 1,036.67 SQ.FT.

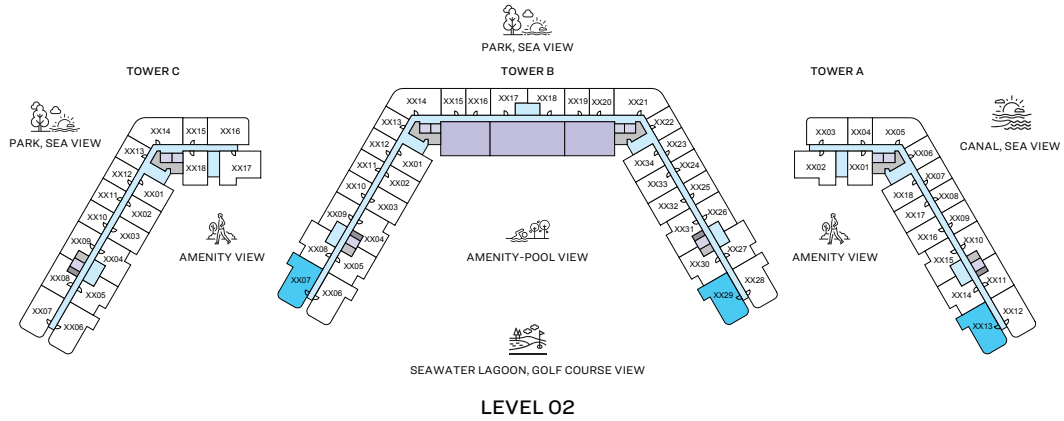
List of unit numbers with this unit plan:

VIEWS

Canal, Park
A-101

Canal, Park, Sea-view
A-205, A-305, A-405, A-505, A-605, A-705

Park, Sea-view
B-221, B-321, B-421, B-521, B-621, B-721, B-820, B-919



2

BEDROOM
APARTMENT
(GRANDE)

TYPE J

(with balcony and yard)

TOTAL SALEABLE AREA
SUITE RANGE = 879.52 - 880.92 SQ.FT.
BALCONY & YARD = 189.01 SQ.FT.
TOTAL RANGE = 1,068.53 - 1,069.93 SQ.FT.

List of unit numbers with this unit plan:

VIEWS

- Amenity, Sea-water Lagoon
B-207
- Amenity, Sea-water Lagoon, Golf Course
A-213
- Pool, Sea-water Lagoon, Golf Course
B-229



2

BEDROOM
APARTMENT
(GRANDE)

TYPE J

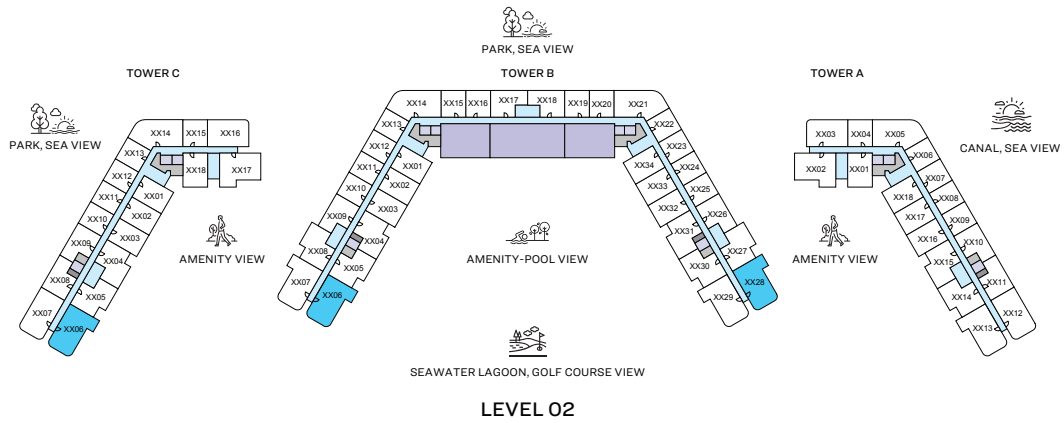
(with balcony and yard)

TOTAL SALEABLE AREA
 SUITE RANGE = 879.52 - 880.92 SQ.FT.
 BALCONY & YARD = 189.01 SQ.FT.
 TOTAL RANGE = 1,068.53 - 1,069.93 SQ.FT.

List of unit numbers with this unit plan:

VIEWS

- Amenity, Sea-water Lagoon
B-207
- Amenity, Sea-water Lagoon, Golf Course
A-213
- Pool, Sea-water Lagoon, Golf Course
B-229



2

BEDROOM
APARTMENT
(GRANDE)

TYPE J VARIANT 1

(with balcony and yard)

TOTAL SALEABLE AREA
SUITE RANGE = 879.84 - 880.38 SQ.FT.
BALCONY & YARD = 189.01 SQ.FT.
TOTAL RANGE = 1,068.86 - 1,069.39 SQ.FT.

List of unit numbers with this unit plan:

VIEWS

Amenity, Sea-water Lagoon, Golf Course
B-228, C-206

Pool, Sea-water Lagoon, Golf Course
B-206



2

BEDROOM
APARTMENT
(GRANDE)

TYPE J VARIANT 1

(with balcony and yard)

TOTAL SALEABLE AREA

SUITE RANGE = 879.84 - 880.38 SQ.FT.

BALCONY & YARD = 189.01 SQ.FT.

TOTAL RANGE = 1,068.86 - 1,069.39 SQ.FT.

List of unit numbers with this unit plan:

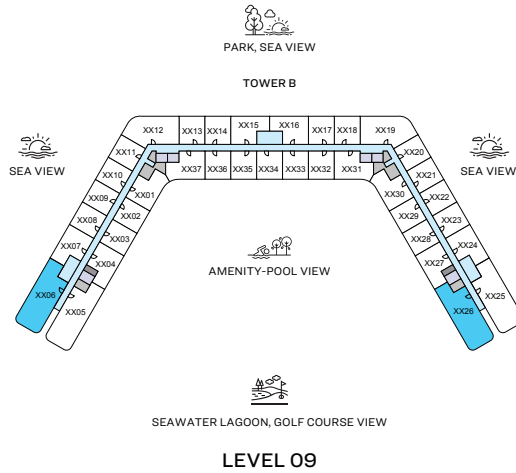
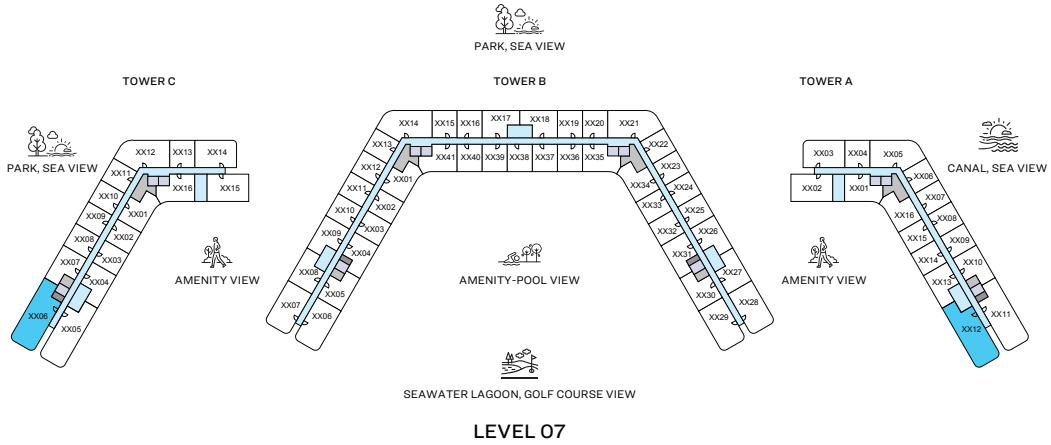
VIEWS

Amenity, Sea-water Lagoon, Golf Course

B-228, C-206

Pool, Sea-water Lagoon, Golf Course

B-206



2

BEDROOM
APARTMENT
(GRANDE)

TYPE K

(with powder room + terrace)

TOTAL SALEABLE AREA

SUITE RANGE = 934.09 - 954.54 SQ.FT.
TERRACE RANGE = 412.80 - 413.33 SQ.FT.
TOTAL RANGE = 1,347.10 - 1,367.88 SQ.FT.

List of unit numbers with this unit plan:

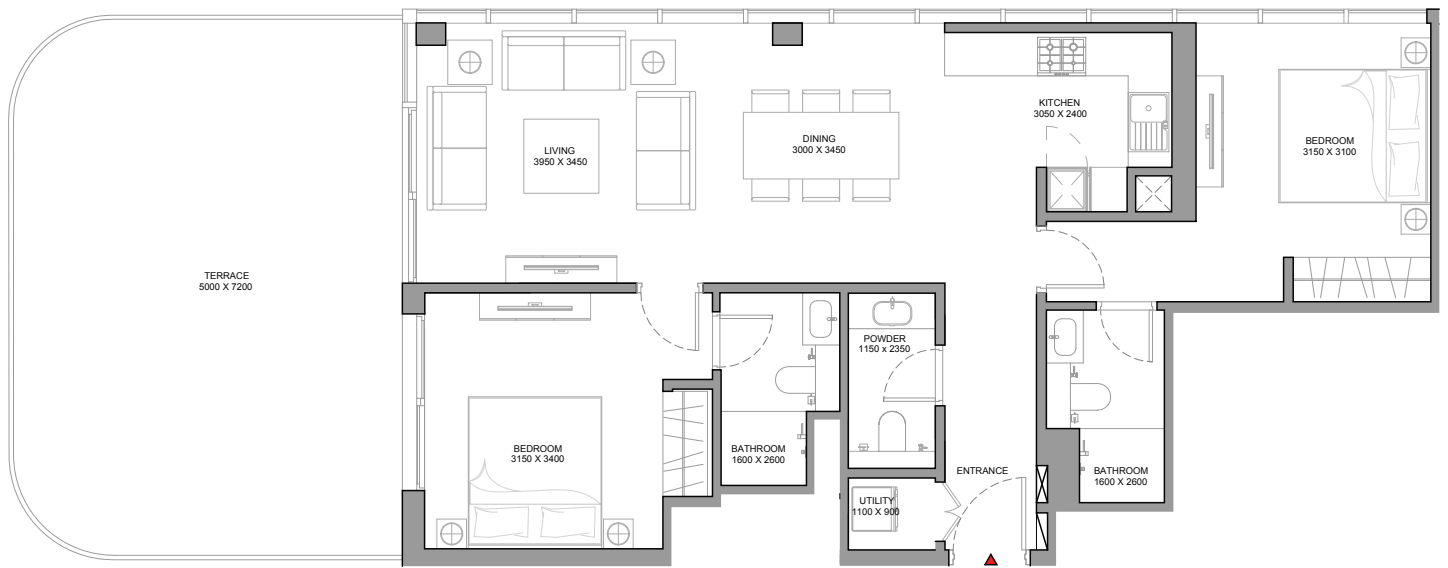
VIEWS

Amenity, Sea-View, Sea-water Lagoon
B-906

Amenity, Sea-water Lagoon, Golf Course
A-712

Park, Sea-view, Sea-water Lagoon
C-706

Pool , Sea-water Lagoon, Golf Course
B-926



2

BEDROOM
APARTMENT
(GRANDE)

TYPE K

(with powder room + terrace)

TOTAL SALEABLE AREA

SUITE RANGE = 934.09 - 954.54 SQ.FT.
TERRACE RANGE = 412.80 - 413.33 SQ.FT.
TOTAL RANGE = 1,347.10 - 1,367.88 SQ.FT.

List of unit numbers with this unit plan:

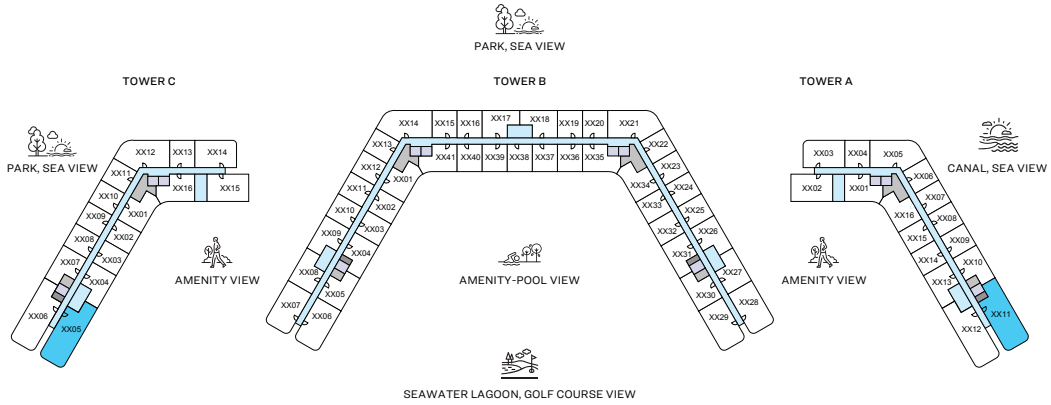
VIEWS

Amenity, Sea-View, Sea-water Lagoon
B-906

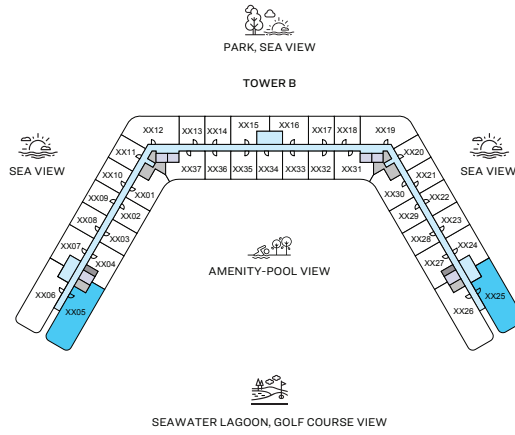
Amenity, Sea-water Lagoon, Golf Course
A-712

Park, Sea-view, Sea-water Lagoon
C-706

Pool, Sea-water Lagoon, Golf Course
B-926



LEVEL 07



LEVEL 09

2

BEDROOM
APARTMENT
(GRANDE)

TYPE K VARIANT 1

(with powder room + terrace)

TOTAL SALEABLE AREA
SUITE RANGE = 934.09 - 957.13 SQ.FT.
TERRACE RANGE = 413.01 - 413.87 SQ.FT.
TOTAL RANGE = 1,347.10 - 1,370.89 SQ.FT.

List of unit numbers with this unit plan:

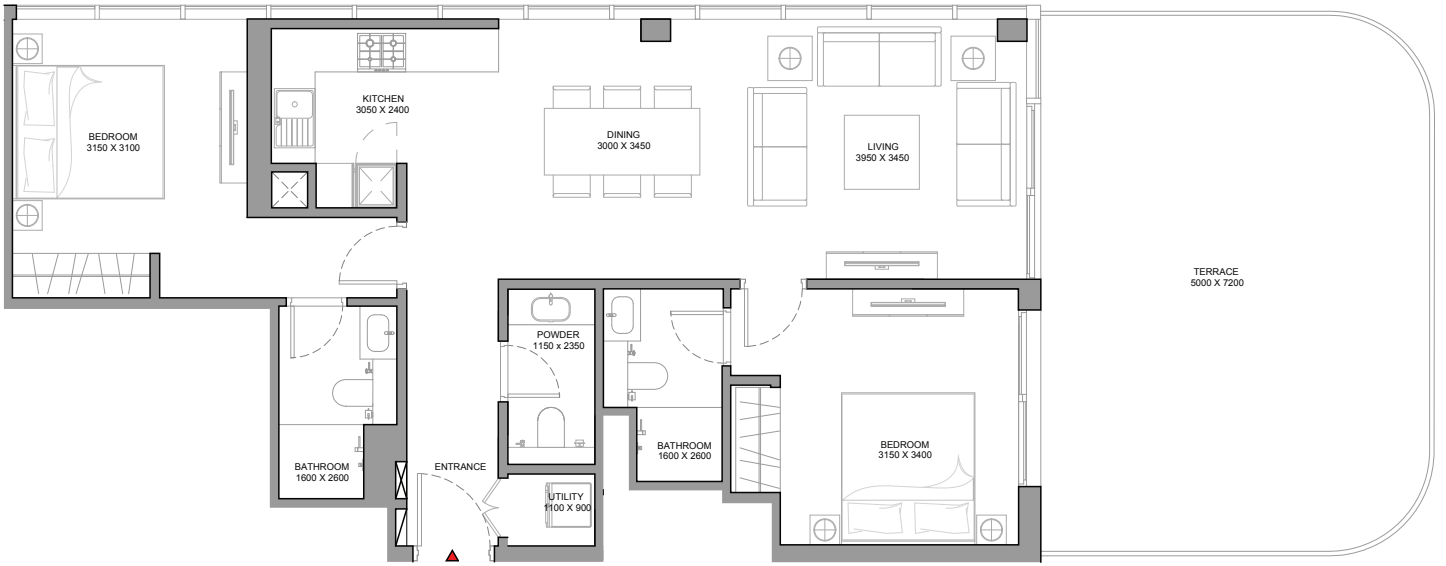
VIEWS

Amenity, Sea-view, Sea-water Lagoon, Golf Course
B-925

Amenity, Sea-water Lagoon, Golf Course
C-705

Canal, Park, Sea-view, Sea-water Lagoon, Golf Course
A-711

Pool, Sea-water Lagoon, Golf Course
B-905



2

BEDROOM
APARTMENT
(GRANDE)

TYPE K VARIANT 1

(with powder room + terrace)

TOTAL SALEABLE AREA
 SUITE RANGE = 934.09 - 957.13 SQ.FT.
 TERRACE RANGE = 413.01 - 413.87 SQ.FT.
 TOTAL RANGE = 1,347.10 - 1,370.89 SQ.FT.

List of unit numbers with this unit plan:

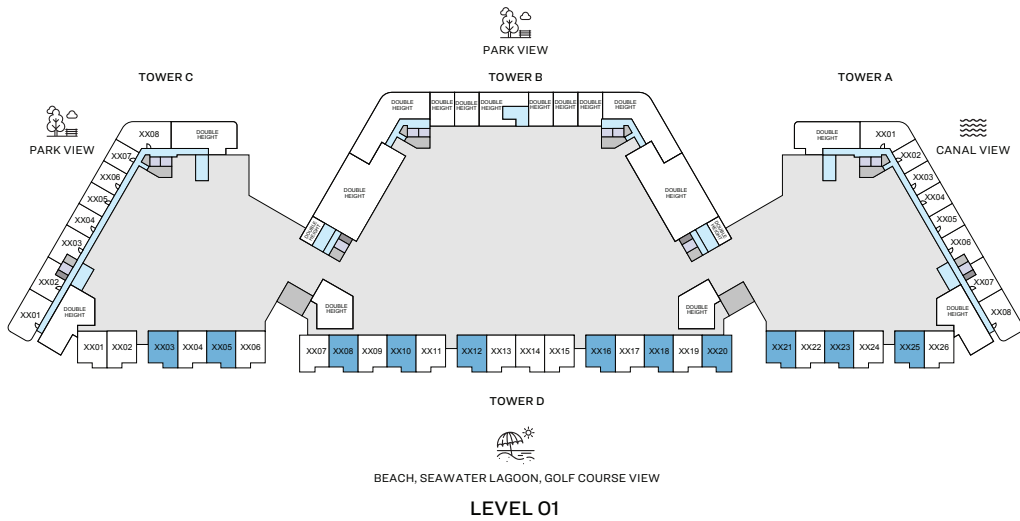
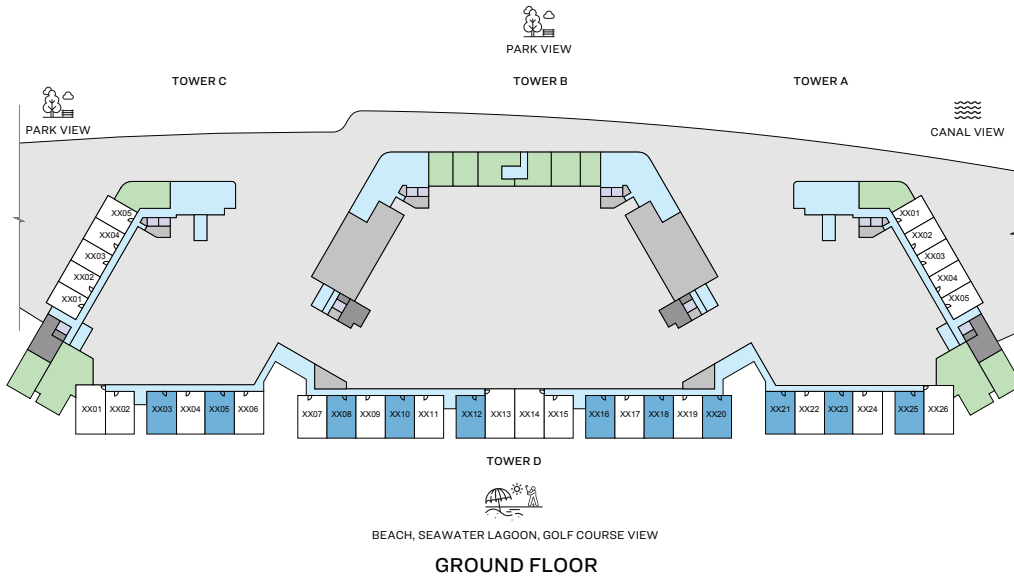
VIEWS

Amenity, Sea-view, Sea-water Lagoon, Golf Course
 B-925

Amenity, Sea-water Lagoon, Golf Course
 C-705

Canal, Park, Sea-view, Sea-water Lagoon, Golf Course
 A-711

Pool, Sea-water Lagoon, Golf Course
 B-905



3

BEDROOM
APARTMENT
(DUPLEX)

TYPE A

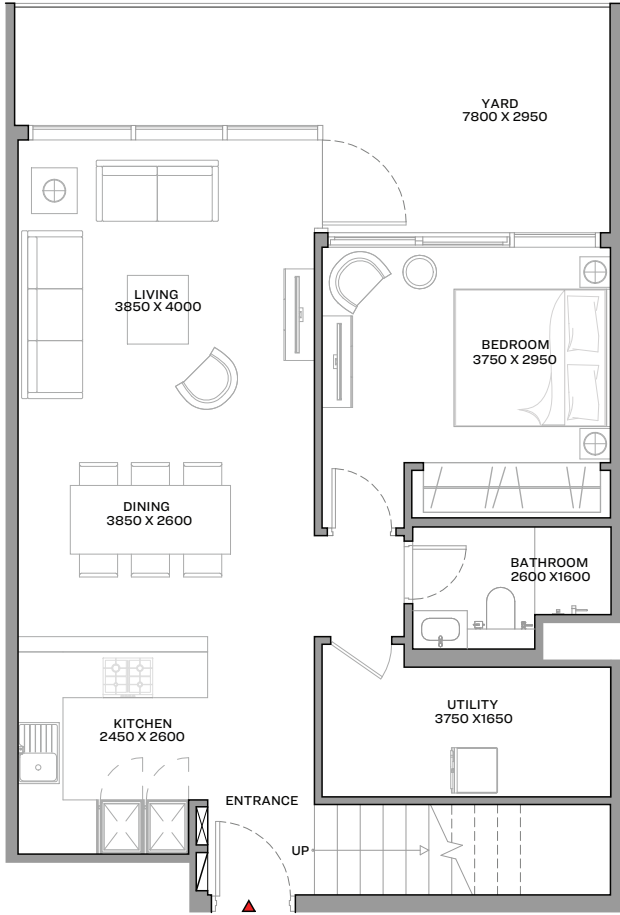
(with store room + yard and balcony)

TOTAL SALEABLE AREA
 SUITE RANGE = 1,512.65 - 1,516.20 SQ.FT.
 YARD & BALCONY RANGE = 264.47 - 264.68 SQ.FT.
 TOTAL RANGE = 1,777.34 - 1,780.89 SQ.FT.

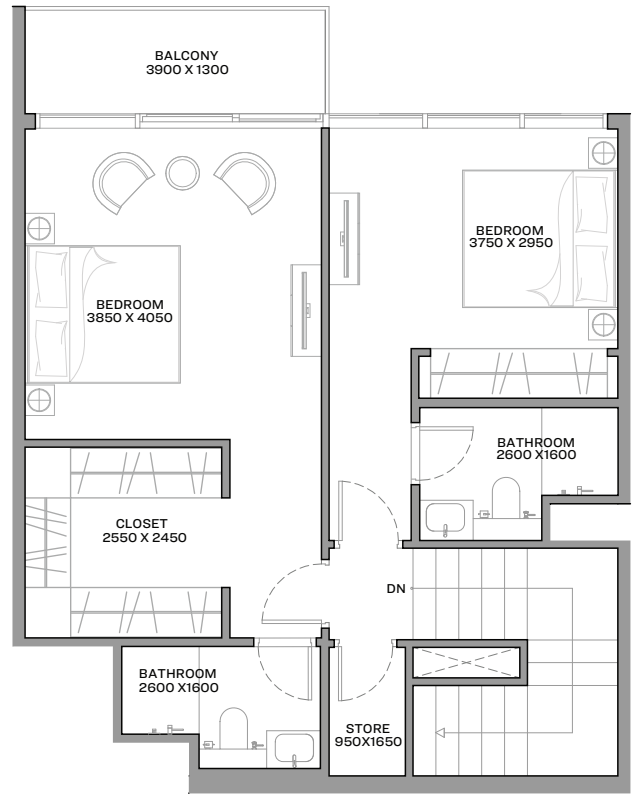
List of unit numbers with this unit plan:

VIEWS

Beach, Sea-water Lagoon, Golf Course
 D-03, D-05, D-08, D-10, D-12, D-16, D-18, D-20, D-21, D-23, D-25



GROUND FLOOR



FIRST FLOOR

3

BEDROOM
APARTMENT
(DUPLEX)

TYPE A

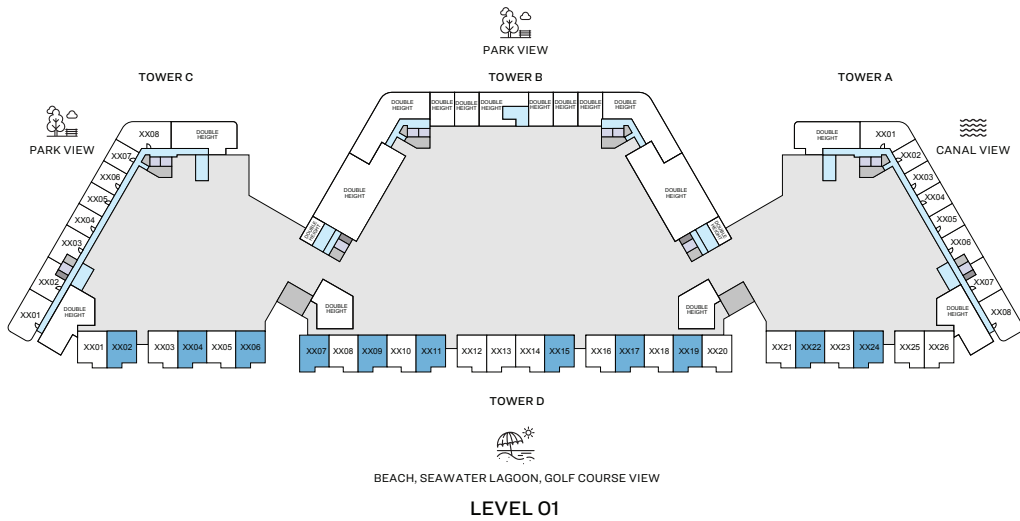
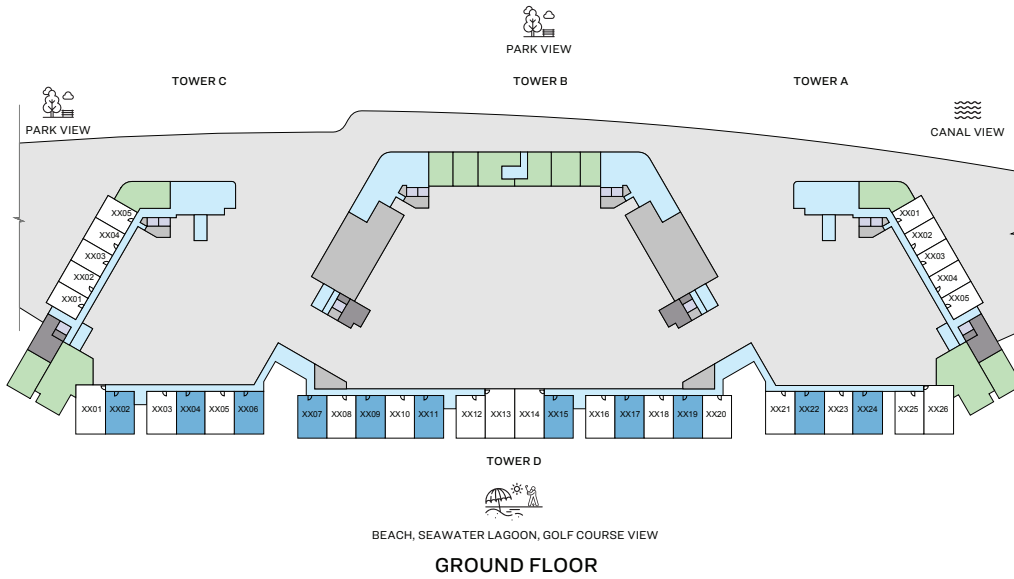
(with store room + yard and balcony)

TOTAL SALEABLE AREA
 SUITE RANGE = 1,512.65 - 1,516.20 SQ.FT.
 YARD & BALCONY RANGE = 264.47 - 264.68 SQ.FT.
 TOTAL RANGE = 1,777.34 - 1,780.89 SQ.FT.

List of unit numbers with this unit plan:

VIEWS

Beach, Sea-water Lagoon, Golf Course
 D-03, D-05, D-08, D-10, D-12, D-16, D-18, D-20, D-21, D-23, D-25



3

BEDROOM
APARTMENT
(DUPLEX)

TYPE A VARIANT 1

(with store room + yard and balcony)

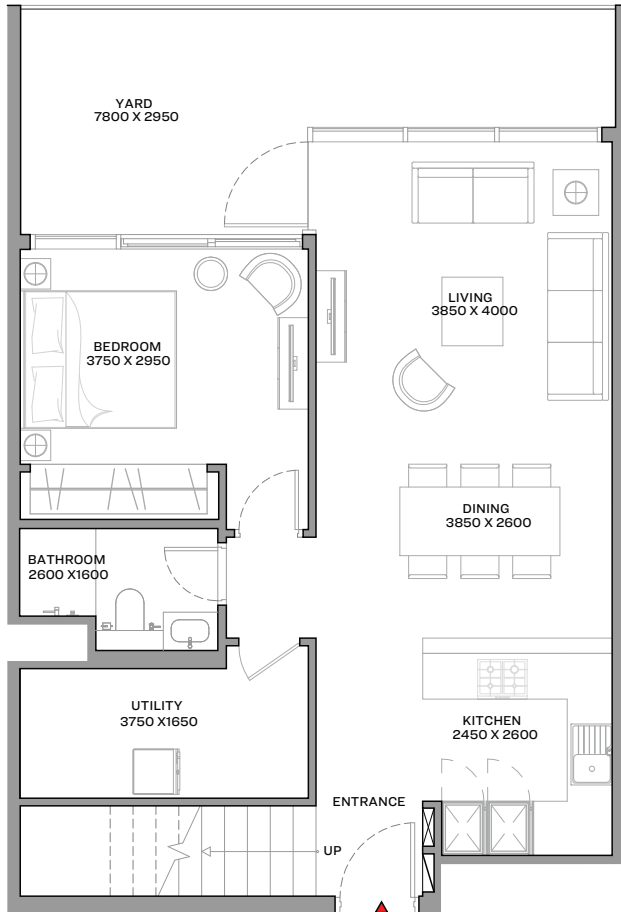
TOTAL SALEABLE AREA

SUITE RANGE = 1,512.98 - 1,515.99 SQ.FT.
YARD & BALCONY RANGE = 264.47 - 264.68 SQ.FT.
TOTAL RANGE = 1,777.66 SQ.FT. - 1,780.67 SQ.FT.

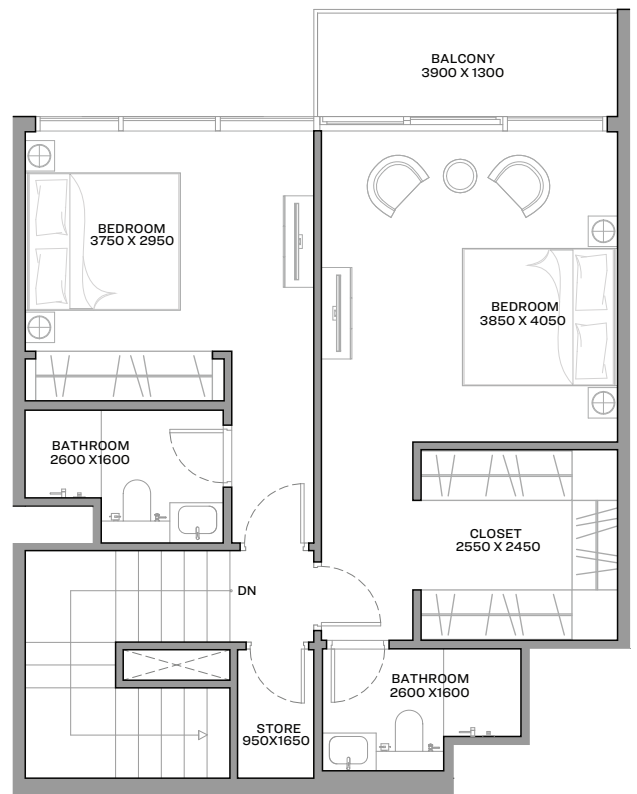
List of unit numbers with this unit plan:

VIEWS

Beach, Sea-water Lagoon, Golf Course
D-02, D-04, D-06, D-07, D-09, D-11, D-15, D-17, D-19, D-22, D-24



GROUND FLOOR



FIRST FLOOR

3

BEDROOM
APARTMENT
(DUPLEX)

TYPE A VARIANT 1

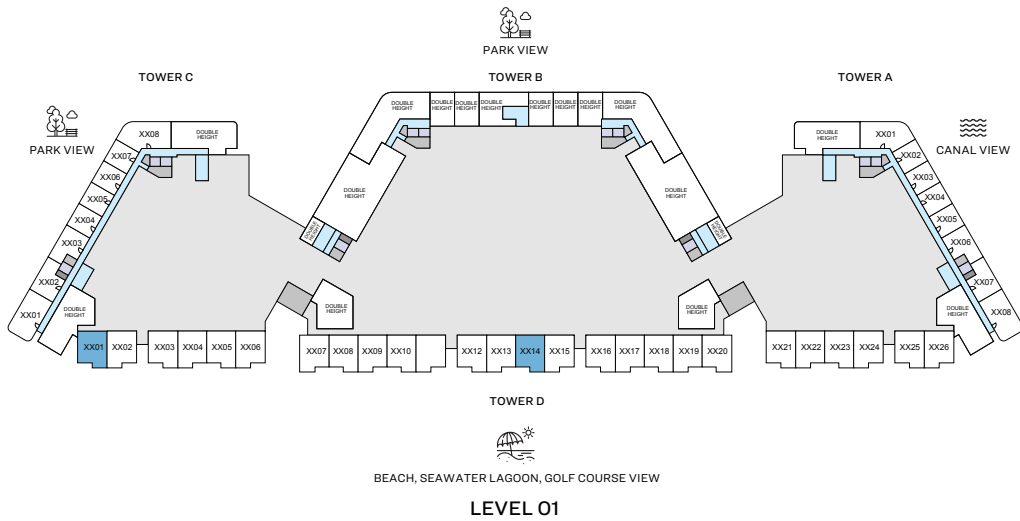
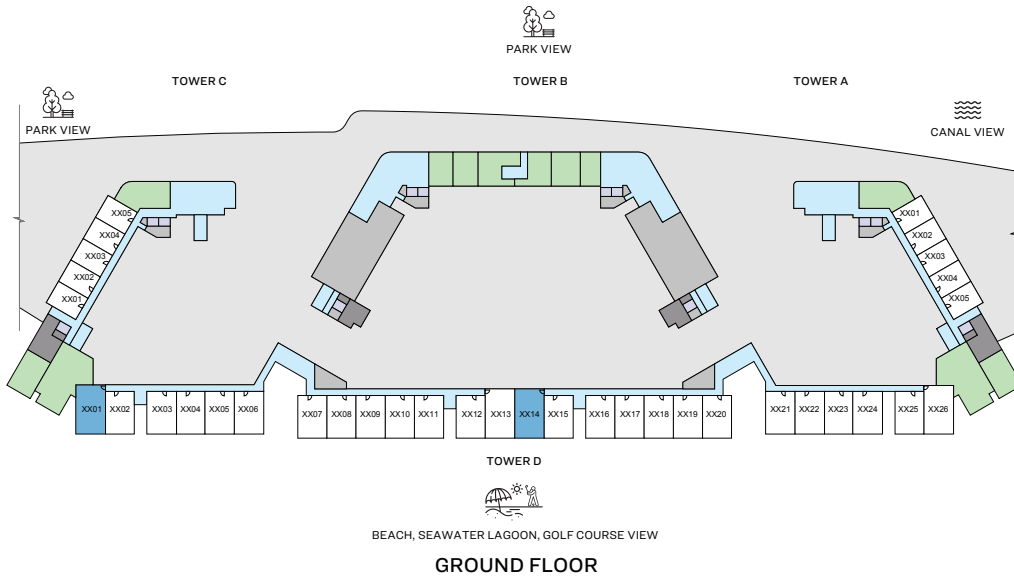
(with store room + yard and balcony)

TOTAL SALEABLE AREA
 SUITE RANGE = 1,512.98 - 1,515.99 SQ.FT.
 YARD & BALCONY RANGE = 264.47 - 264.68 SQ.FT.
 TOTAL RANGE = 1,777.66 SQ.FT. - 1,780.67 SQ.FT.

List of unit numbers with this unit plan:

VIEWS

Beach, Sea-water Lagoon, Golf Course
 D-02, D-04, D-06, D-07, D-09, D-11, D-15, D-17, D-19, D-22, D-24



3

BEDROOM
APARTMENT
(DUPLEX)

TYPE B

(with store room and study room + yard and balcony)

TOTAL SALEABLE AREA

SUITE RANGE = 1,678.09 - 1,693.92 SQ.FT.

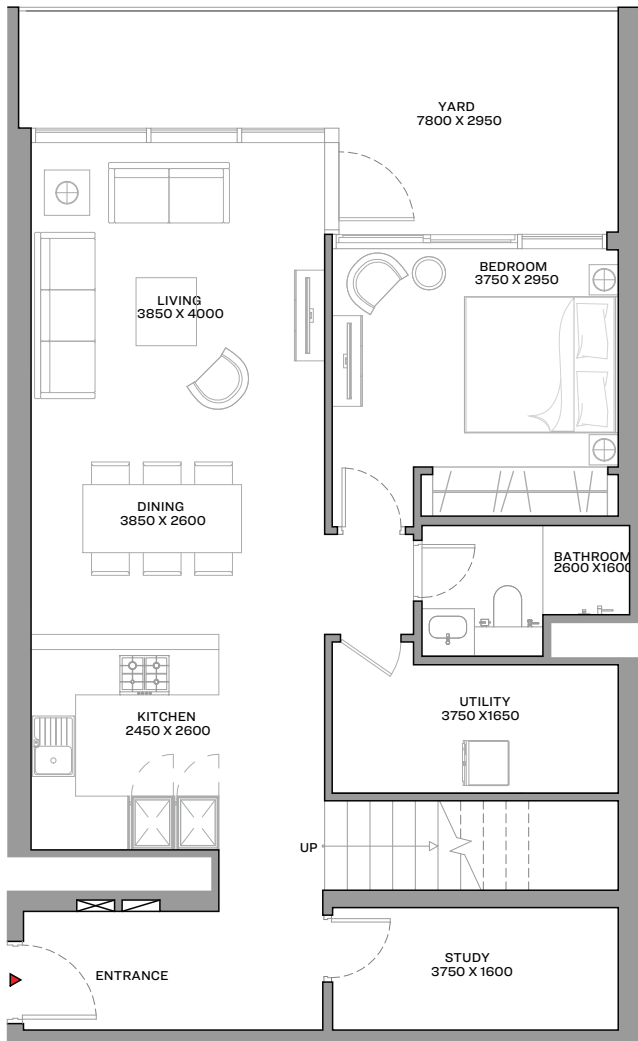
YARD & BALCONY RANGE = 262.64 - 265.01 SQ.FT.

TOTAL RANGE = 1,943.10 - 1,956.56 SQ.FT.

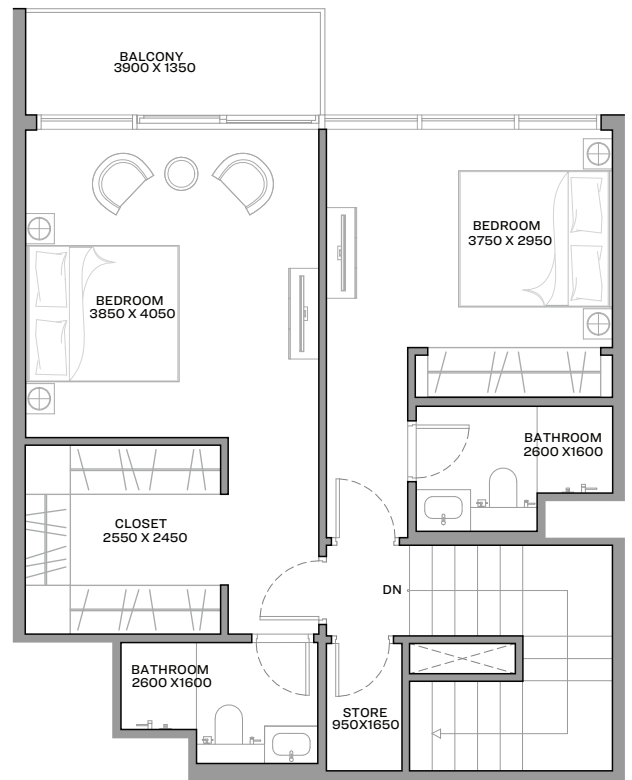
List of unit numbers with this unit plan:

VIEWS

Beach, Sea-water Lagoon, Golf Course
D-01, D-14



GROUND FLOOR



FIRST FLOOR

3

BEDROOM
APARTMENT
(DUPLEX)

TYPE B

(with store room and study room + yard and balcony)

TOTAL SALEABLE AREA

SUITE RANGE = 1,678.09 - 1,693.92 SQ.FT.

YARD & BALCONY RANGE = 262.64 - 265.01 SQ.FT.

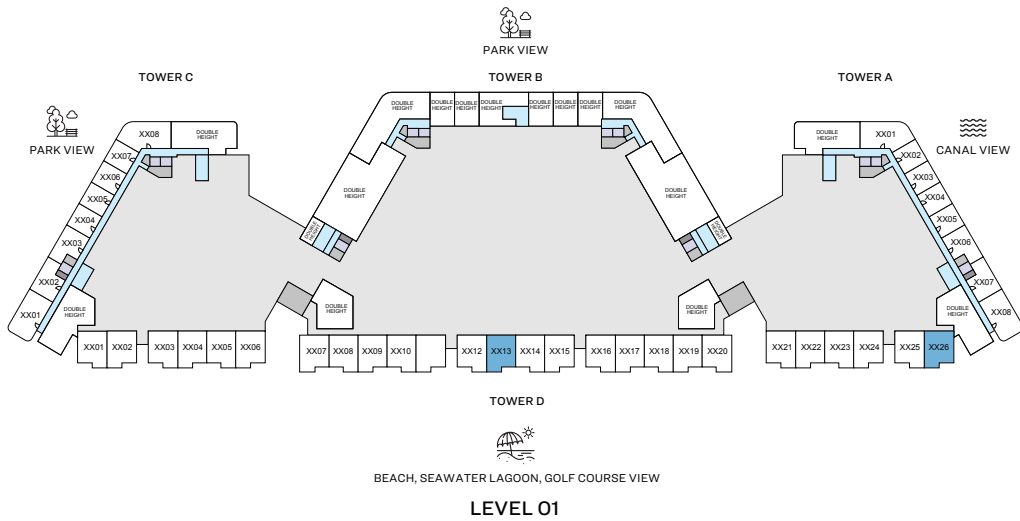
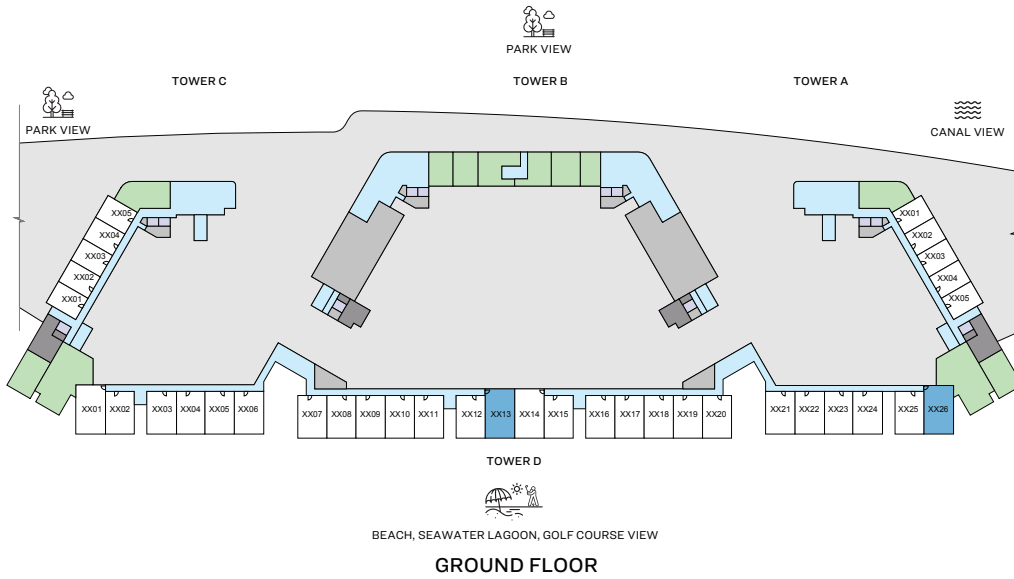
TOTAL RANGE = 1,943.10 - 1,956.56 SQ.FT.

List of unit numbers with this unit plan:

VIEWS

Beach, Sea-water Lagoon, Golf Course

D-01, D-14



3

BEDROOM
APARTMENT
(DUPLEX)

TYPE B VARIANT 1

(with store room and study room + yard and balcony)

TOTAL SALEABLE AREA

SUITE RANGE = 1,693.38 - 1,694.89 SQ.FT.

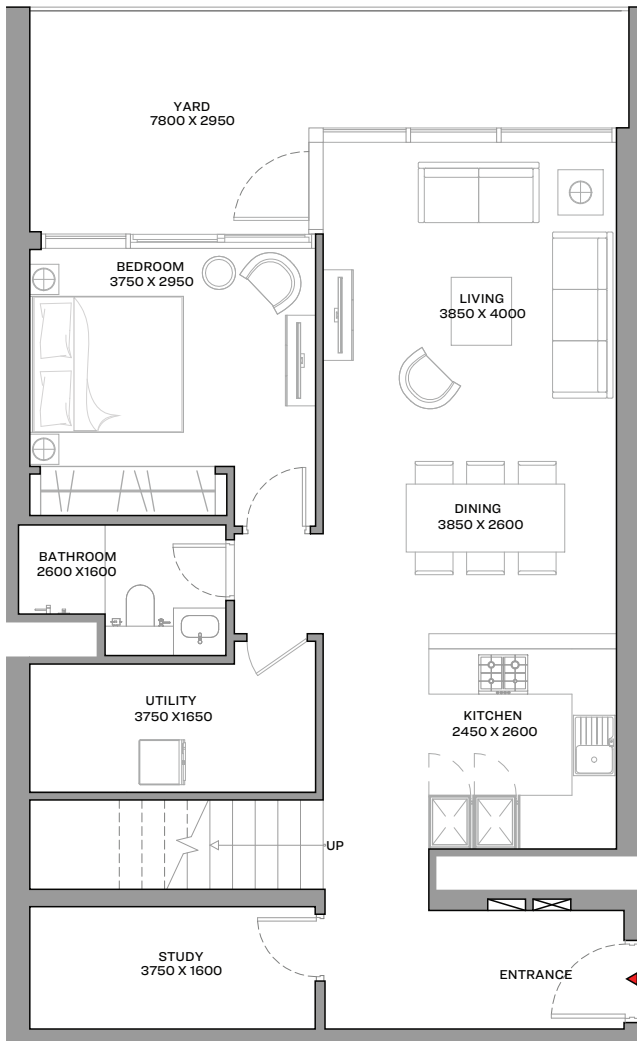
YARD & BALCONY RANGE = 262.64 - 265.01 SQ.FT.

TOTAL RANGE = 1,956.02 - 1,959.89 SQ.FT.

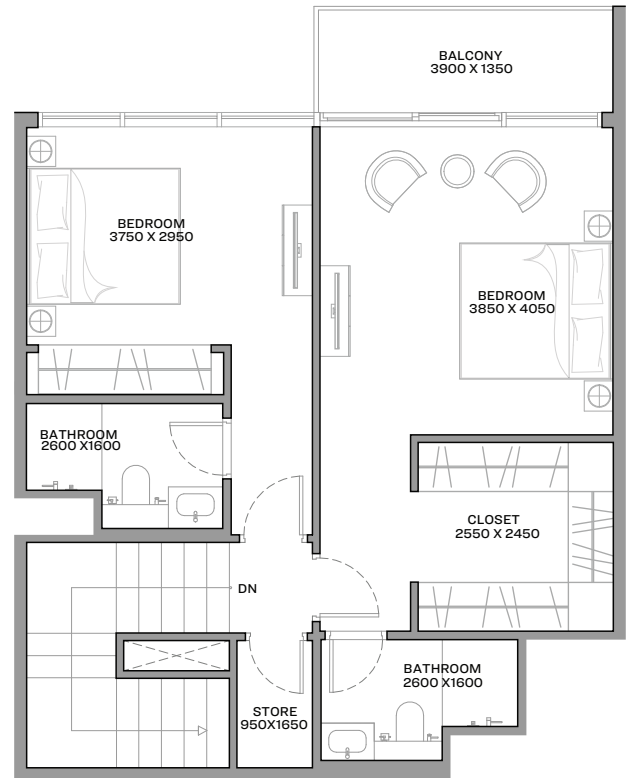
List of unit numbers with this unit plan:

VIEWS

Beach, Sea-water Lagoon, Golf Course
D-13, D-26



GROUND FLOOR



FIRST FLOOR

3

BEDROOM
APARTMENT
(DUPLEX)

TYPE B VARIANT 1

(with store room and study room + yard and balcony)

TOTAL SALEABLE AREA

SUITE RANGE = 1,693.38 - 1,694.89 SQ.FT.

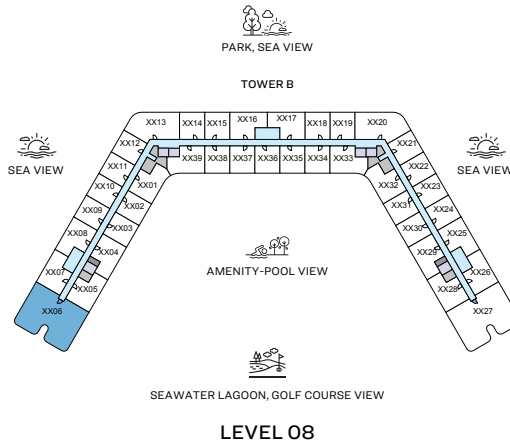
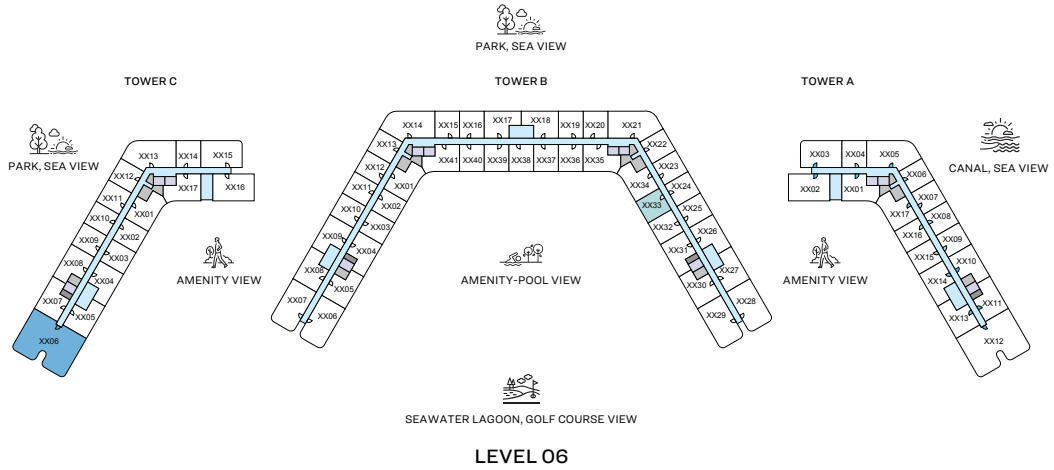
YARD & BALCONY RANGE = 262.64 - 265.01 SQ.FT.

TOTAL RANGE = 1,956.02 - 1,959.89 SQ.FT.

List of unit numbers with this unit plan:

VIEWS

Beach, Sea-water Lagoon, Golf Course
D-13, D-26



3

**BEDROOM
APARTMENT**

TYPE C

(with powder room + terrace)

TOTAL SALEABLE AREA
 SUITE RANGE = 1,280.58 - 1,282.63 SQ.FT.
 TERRACE = 873.28 SQ.FT.
 TOTAL RANGE = 2,153.86 - 2,155.90 SQ.FT.

List of unit numbers with this unit plan:

VIEWS

Amenity, Sea-view, Sea-water Lagoon, Golf Course, Pool
 B-806

Amenity, Sea-water Lagoon, Golf Course, Park, Sea-view
 C-606



3

BEDROOM
APARTMENT

TYPE C

(with powder room + terrace)

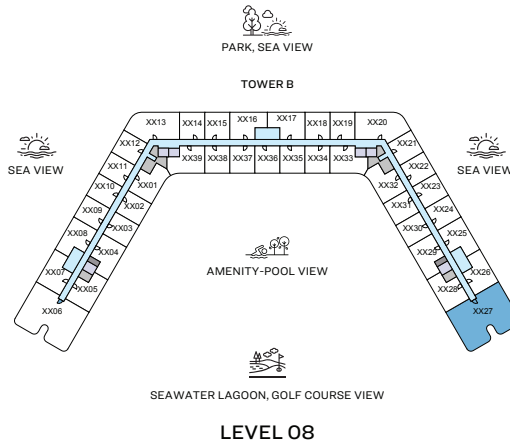
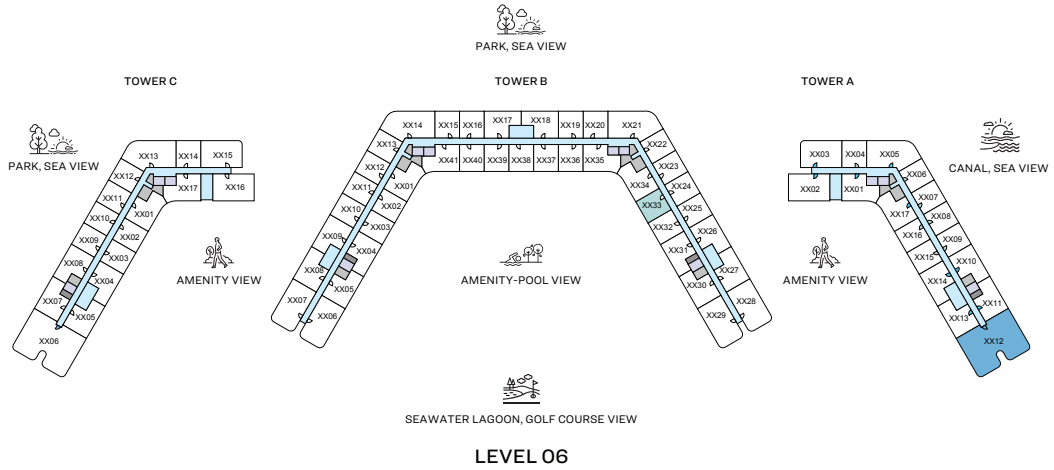
TOTAL SALEABLE AREA
 SUITE RANGE = 1,280.58 - 1,282.63 SQ.FT.
 TERRACE = 873.28 SQ.FT.
 TOTAL RANGE = 2,153.86 - 2,155.90 SQ.FT.

List of unit numbers with this unit plan:

VIEWS

Amenity, Sea-view, Sea-water Lagoon, Golf Course, Pool
 B-806

Amenity, Sea-water Lagoon, Golf Course, Park, Sea-view
 C-606



3

**BEDROOM
APARTMENT**

**TYPE C
VARIANT 1**
(with powder room + terrace)

TOTAL SALEABLE AREA
 SUITE RANGE = 1,282.63 - 1,282.84 SQ.FT.
 TERRACE RANGE = 873.28 - 873.71 SQ.FT.
 TOTAL RANGE = 2,155.90 - 2,156.55 SQ.FT.

List of unit numbers with this unit plan:

VIEWS

Amenity, Sea-view, Sea-water Lagoon, Golf Course, Pool
B-827

Canal, Park, Sea-view, Sea-water Lagoon, Golf Course, Amenity
A-612



3

BEDROOM
APARTMENT

TYPE C VARIANT 1

(with powder room + terrace)

TOTAL SALEABLE AREA
 SUITE RANGE = 1,282.63 - 1,282.84 SQ.FT.
 TERRACE RANGE = 873.28 - 873.71 SQ.FT.
 TOTAL RANGE = 2,155.90 - 2,156.55 SQ.FT.

List of unit numbers with this unit plan:

VIEWS

Amenity, Sea-view, Sea-water Lagoon, Golf Course, Pool
 B-827

Canal, Park, Sea-view, Sea-water Lagoon, Golf Course, Amenity
 A-612



SOBHA
REALTY

PRINCIPAL PARTNER TO





Disclaimer: 1. All dimensions are in metric, measured to wall finishes. 2. All materials, dimensions & drawings are approximate. 3. Information is subject to change without notice, at developer's absolute discretion. 4. Actual area may vary from the stated area. 5. Drawing are not to scale. 6. All images used are for illustrative purpose only and do not represent the actual size, features, specifications, fittings and furnishings. 7. The developer reserves the right to make revisions/ alterations, at its absolute discretion, without any liability whatsoever.

SOBHA
REALTY