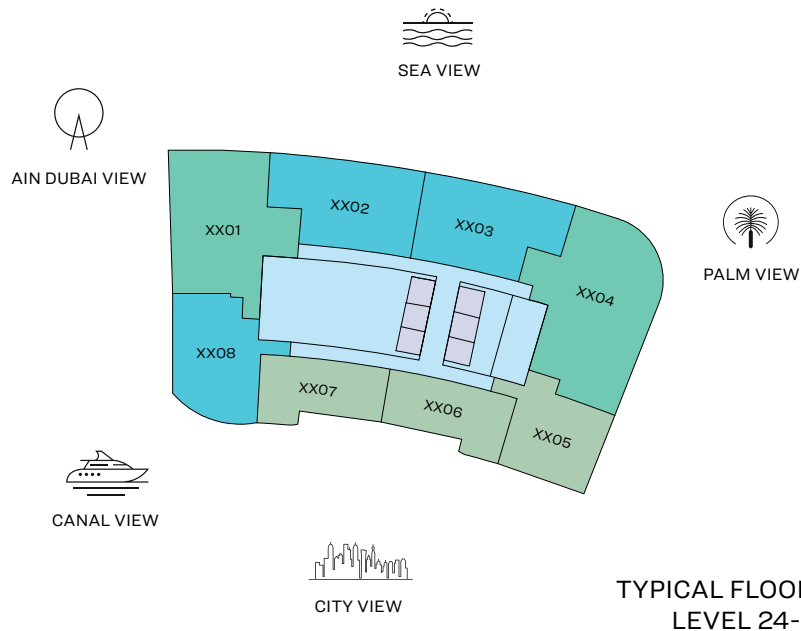
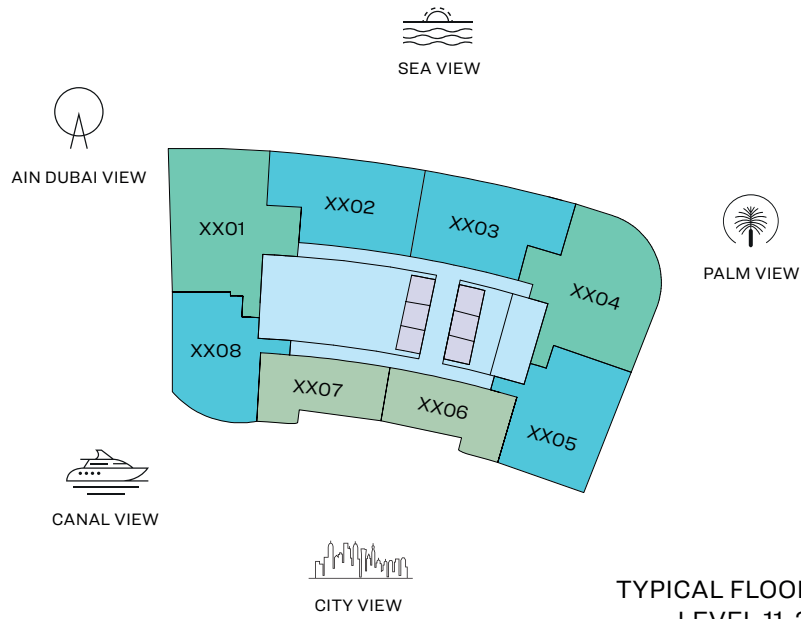
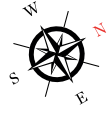


FLOOR PLAN LAYOUT

TOWER A



- 1 BED UNIT
- 3 BED UNIT
- LOBBIES, CORRIDORS & STAIRS
- 2 BED UNIT
- LIFTS

Disclaimer: 1. All dimensions are in metric, measured to wall finishes. 2. All materials, dimensions & drawings are approximate. 3. Information is subject to change without notice, at developer's absolute discretion. 4. Actual area may vary from the stated area. 5. Drawing are not to scale. 6. All images used are for illustrative purpose only and do not represent the actual size, features, specifications, fittings and furnishings. 7. The developer reserves the right to make revisions/ alterations, at its absolute discretion, without any liability whatsoever.

3 BEDROOM APARTMENT


TYPE A (with maid room and powder room + balcony)

TOTAL SALEABLE AREA

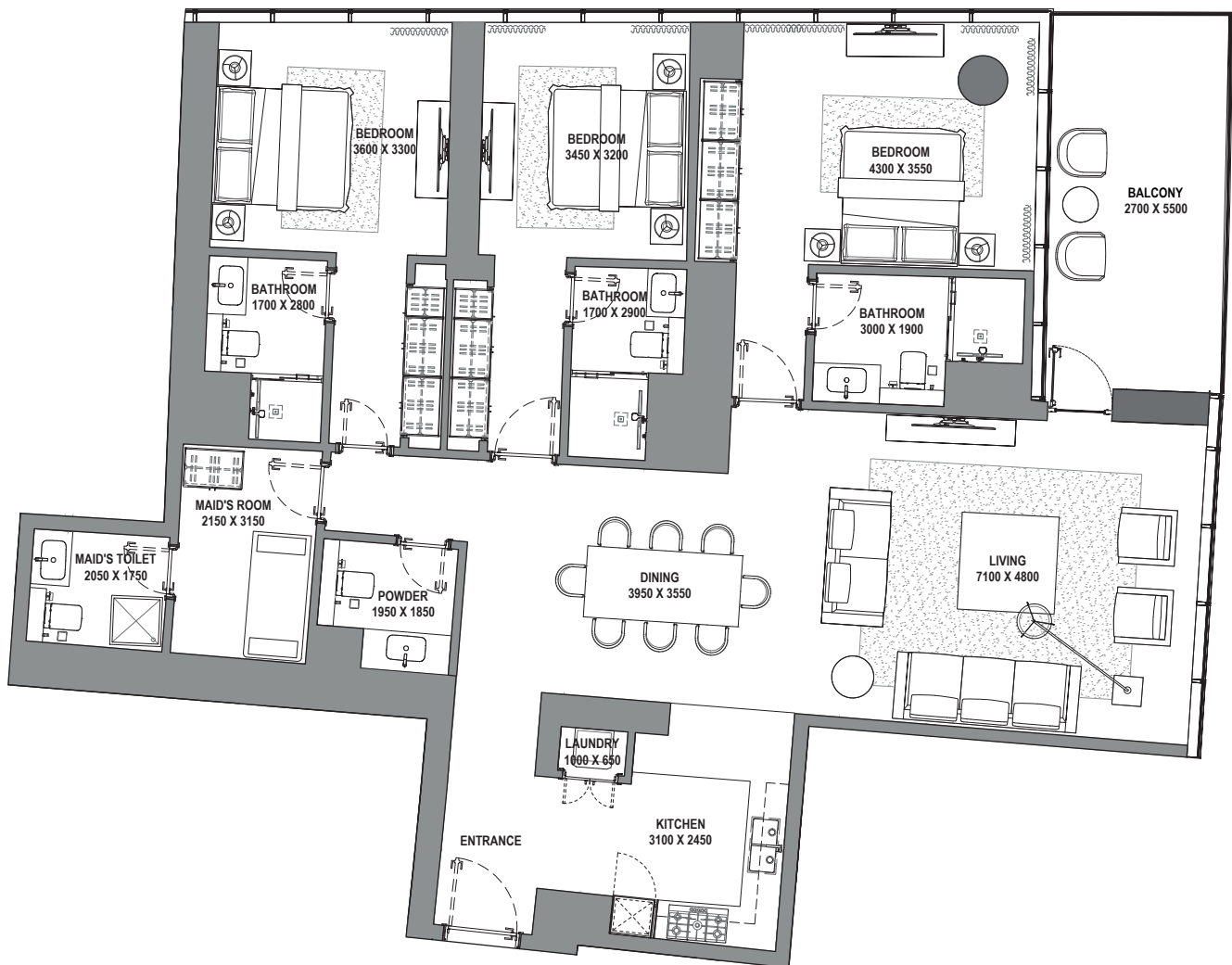
SUITE = 1,852.47 SQ.FT.

BALCONY = 176.53 SQ.FT.

TOTAL = 2,029.00 SQ.FT.



TYPICAL FLOOR PLAN
LEVEL 11-32



List of unit numbers with this unit plan:

VIEWS

Blue waters, Ain Dubai, Palm Jumeirah, Harbour, JBR Beach, Sea, Marina Skyline, Skydive 1101

Blue waters, Ain Dubai, Palm Jumeirah, Harbour, JBR Beach, Marina, Sea, Marina Skyline, Skydive 1201, 1301, 1401, 1501, 1601, 1701, 1801, 1901, 2001, 2101, 2201, 2301, 2401, 2501, 2601, 2701, 2801, 2901, 3001, 3101, 3201

Disclaimer: 1. All dimensions are in metric, measured to wall finishes. 2. All materials, dimensions & drawings are approximate. 3. Information is subject to change without notice, at developer's absolute discretion. 4. Actual area may vary from the stated area. 5. Drawing are not to scale. 6. All images used are for illustrative purpose only and do not represent the actual size, features, specifications, fittings and furnishings. 7. The developer reserves the right to make revisions/ alterations, at its absolute discretion, without any liability whatsoever.

3 BEDROOM APARTMENT

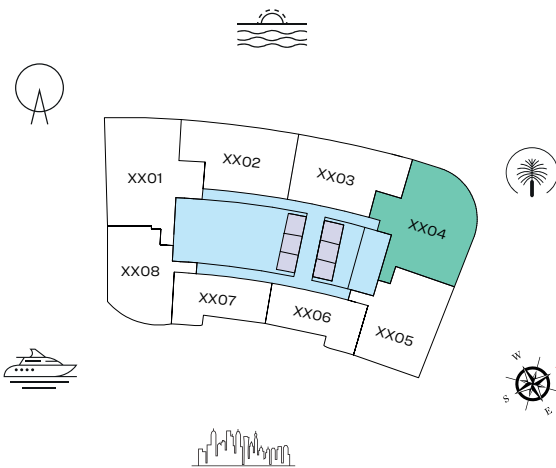
TYPE B (with maid room and powder room + balcony)

TOTAL SALEABLE AREA

SUITE = 1,963.55 SQ.FT.

BALCONY = 119.16 SQ.FT.

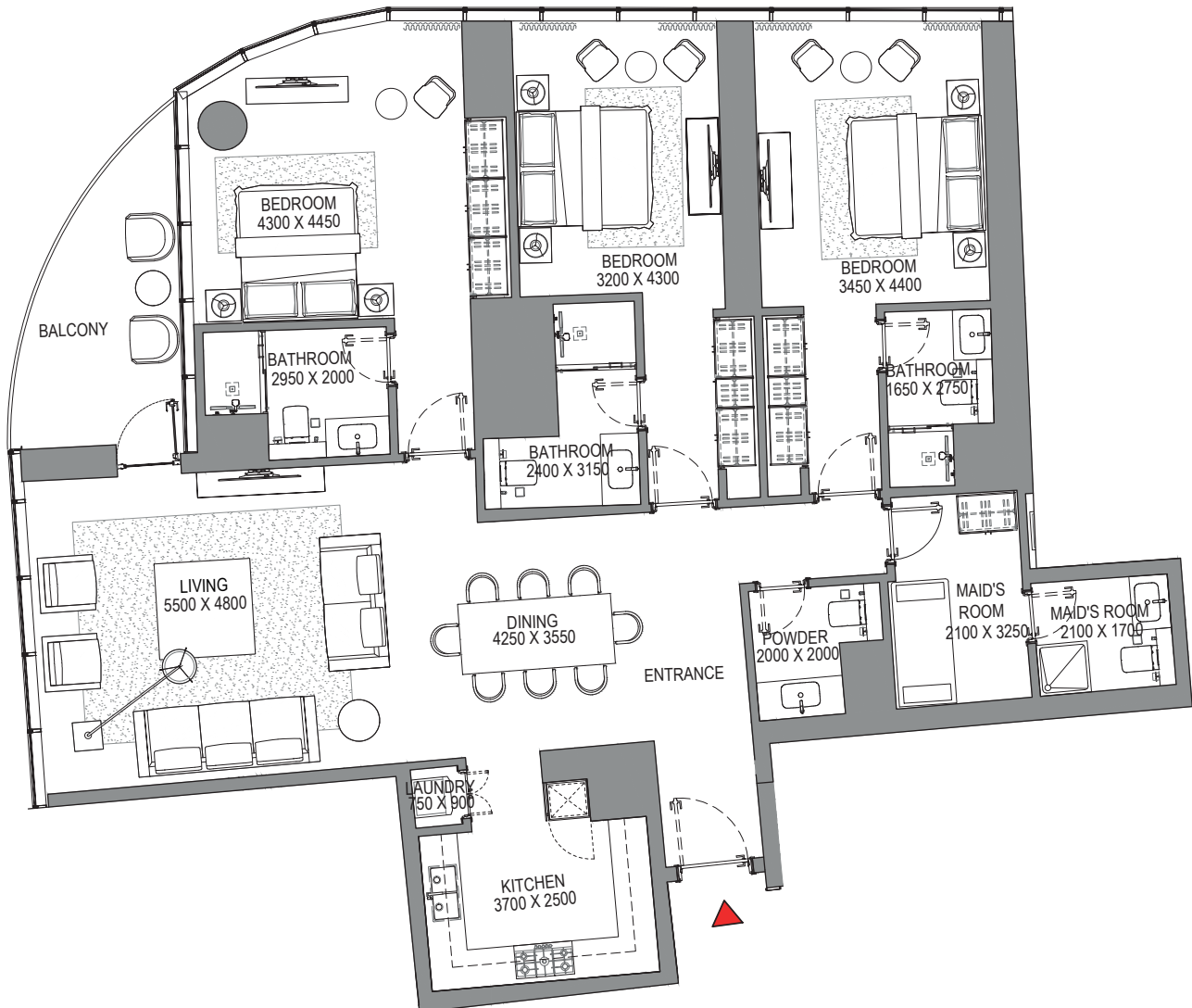
TOTAL = 2,082.71 SQ.FT.



UNIT



TYPICAL FLOOR PLAN
LEVEL 11-23



List of unit numbers with this unit plan:

VIEWS

Palm Jumeirah, Harbour, Sea, Skydive

1104, 1204, 1304, 1404, 1504, 1604, 1704, 1804, 1904, 2004, 2104, 2204, 2304

Disclaimer: 1. All dimensions are in metric, measured to wall finishes. 2. All materials, dimensions & drawings are approximate. 3. Information is subject to change without notice, at developer's absolute discretion. 4. Actual area may vary from the stated area. 5. Drawing are not to scale. 6. All images used are for illustrative purpose only and do not represent the actual size, features, specifications, fittings and furnishings. 7. The developer reserves the right to make revisions/ alterations, at its absolute discretion, without any liability whatsoever.

3 BEDROOM APARTMENT


TYPE C (with maid room and powder room + balcony)

TOTAL SALEABLE AREA

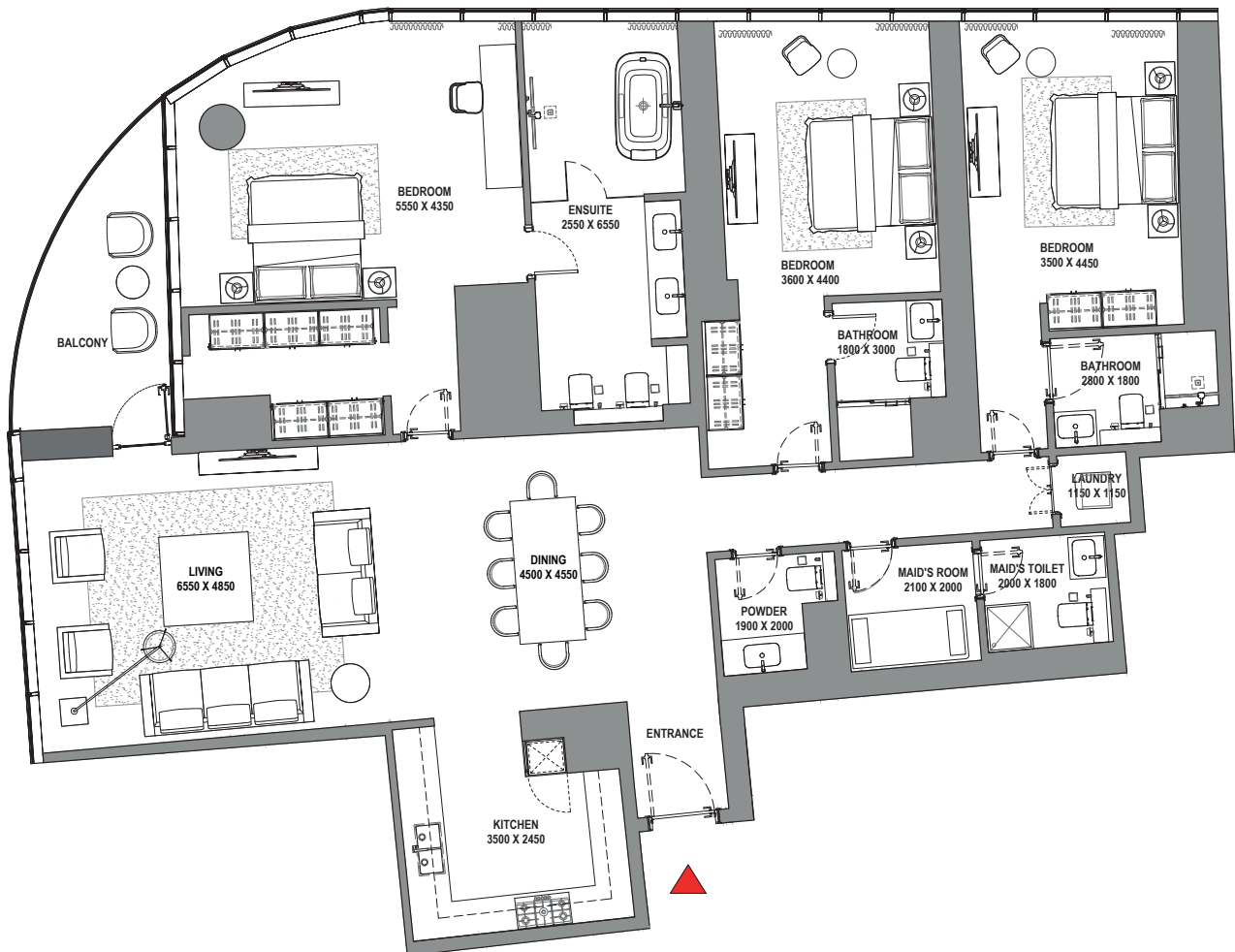
SUITE = 2,338.89 SQ.FT.

BALCONY = 119.16 SQ.FT.

TOTAL = 2,458.05 SQ.FT.



TYPICAL FLOOR PLAN
LEVEL 24-32



List of unit numbers with this unit plan:

VIEWS

Palm Jumeirah, Harbour, Sea, Skydive

2404, 2504, 2604, 2704, 2804, 2904, 3004, 3104, 3204

Disclaimer: 1. All dimensions are in metric, measured to wall finishes. 2. All materials, dimensions & drawings are approximate. 3. Information is subject to change without notice, at developer's absolute discretion. 4. Actual area may vary from the stated area. 5. Drawing are not to scale. 6. All images used are for illustrative purpose only and do not represent the actual size, features, specifications, fittings and furnishings. 7. The developer reserves the right to make revisions/ alterations, at its absolute discretion, without any liability whatsoever.

2 BEDROOM APARTMENT

TYPE A (with powder room + balcony)

TOTAL SALEABLE AREA

SUITE = 1,225.79 SQ.FT.

BALCONY = 230.89 SQ.FT.

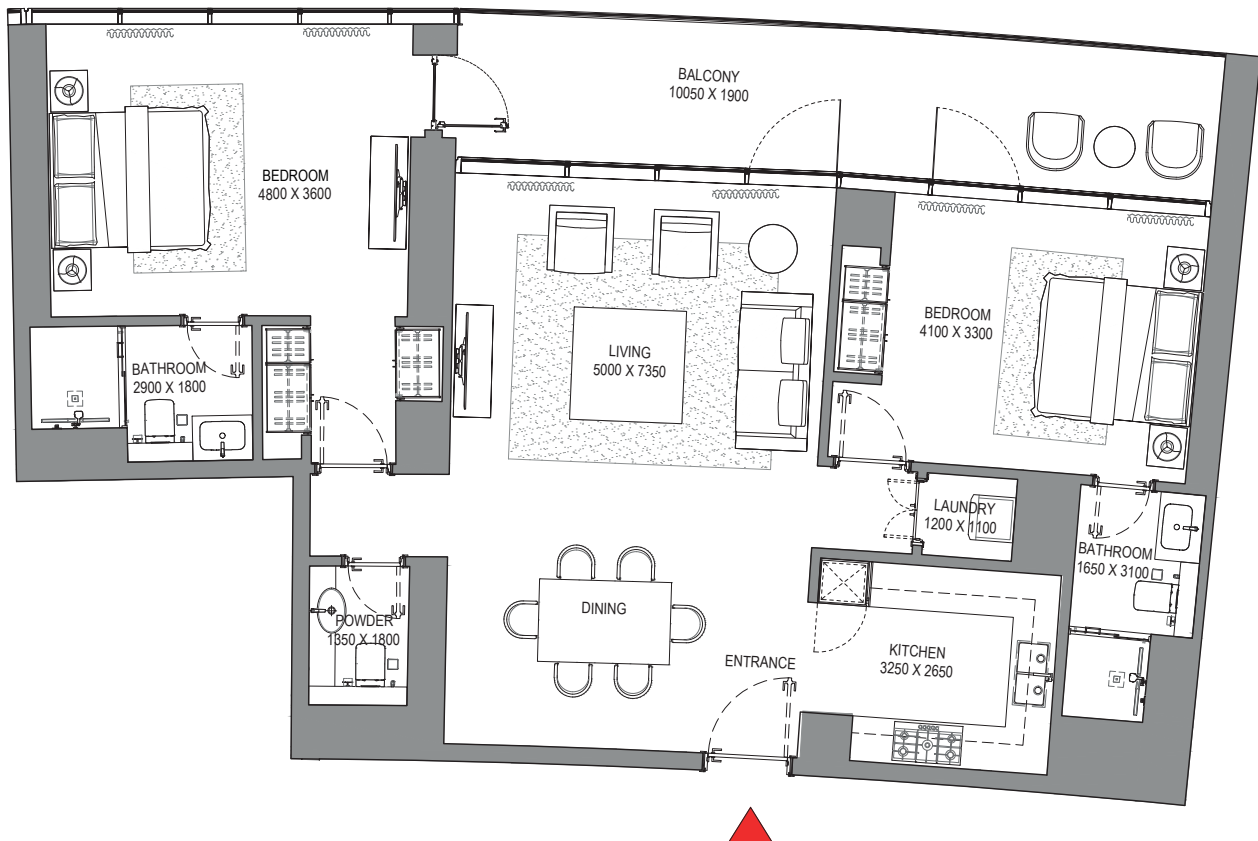
TOTAL = 1,456.68 SQ.FT.



UNIT



TYPICAL FLOOR PLAN
LEVEL 11-32



List of unit numbers with this unit plan:

VIEWS

Blue waters, Ain Dubai, Palm Jumeirah, Harbour, Sea, Skydive

1102, 1202, 1302, 1402, 1502, 1602, 1702, 1802, 1902, 2002, 2102, 2202, 2302, 2402, 2502, 2602, 2702, 2802, 2902, 3002, 3102, 3202

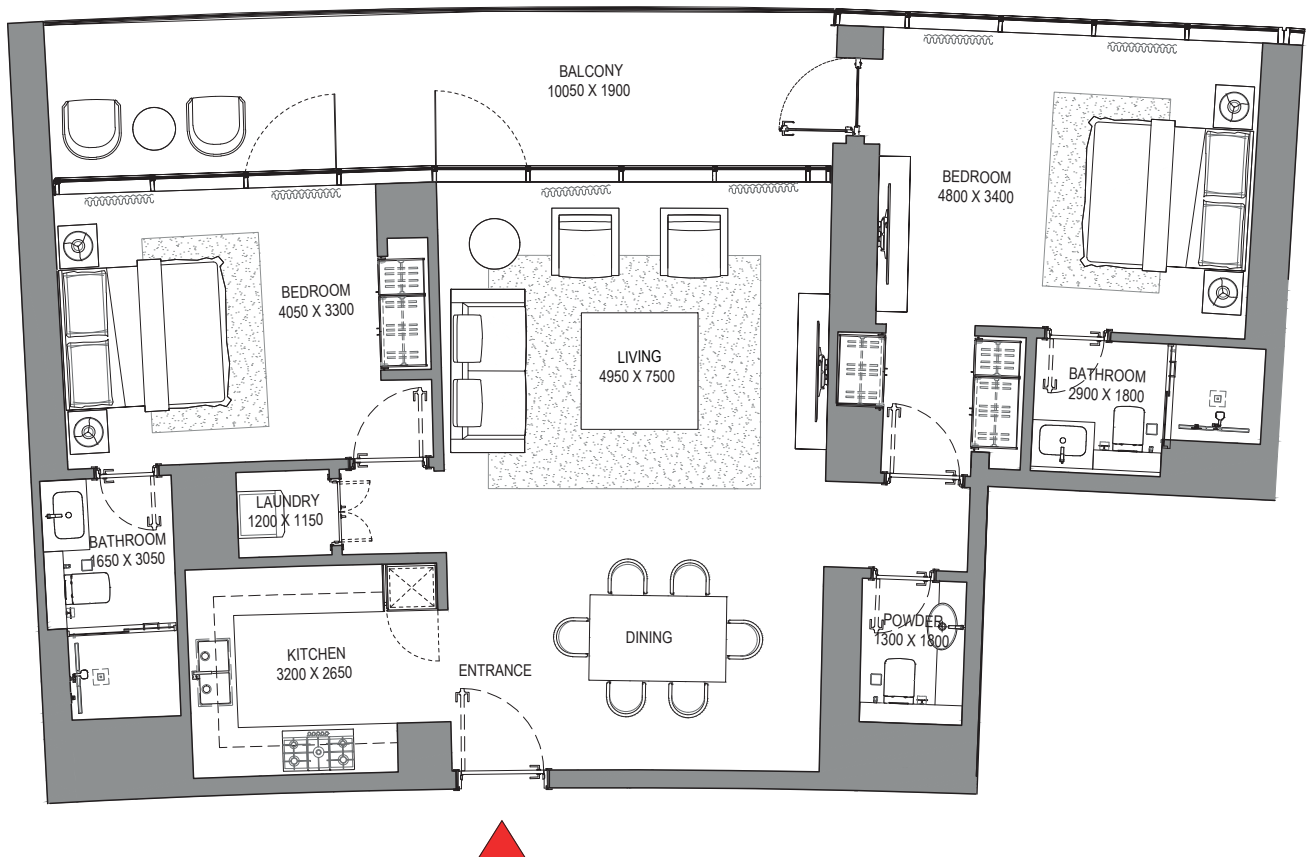

Disclaimer: 1. All dimensions are in metric, measured to wall finishes. 2. All materials, dimensions & drawings are approximate. 3. Information is subject to change without notice, at developer's absolute discretion. 4. Actual area may vary from the stated area. 5. Drawing are not to scale. 6. All images used are for illustrative purpose only and do not represent the actual size, features, specifications, fittings and furnishings. 7. The developer reserves the right to make revisions/ alterations, at its absolute discretion, without any liability whatsoever.

2 BEDROOM APARTMENT

TYPE B (with powder room + balcony)

TOTAL SALEABLE AREA

SUITE RANGE = 1,213.95 - 1,214.28 SQ.FT.
 BALCONY RANGE = 230.02 - 230.35 SQ.FT.
 TOTAL = 1,444.30 SQ.FT.



List of unit numbers with this unit plan:

VIEWS

Palm Jumeirah, Harbour, Sea, Skydive

1103, 1203, 1303, 1403, 1503, 1603, 1703, 1803, 1903, 2003, 2103, 2203, 2303, 2403, 2503, 2603, 2703, 2803, 2903, 3003, 3103, 3203

Disclaimer: 1. All dimensions are in metric, measured to wall finishes. 2. All materials, dimensions & drawings are approximate. 3. Information is subject to change without notice, at developer's absolute discretion. 4. Actual area may vary from the stated area. 5. Drawing are not to scale. 6. All images used are for illustrative purpose only and do not represent the actual size, features, specifications, fittings and furnishings. 7. The developer reserves the right to make revisions/ alterations, at its absolute discretion, without any liability whatsoever.

2 BEDROOM APARTMENT


TYPE C (with powder room + balcony)

TOTAL SALEABLE AREA

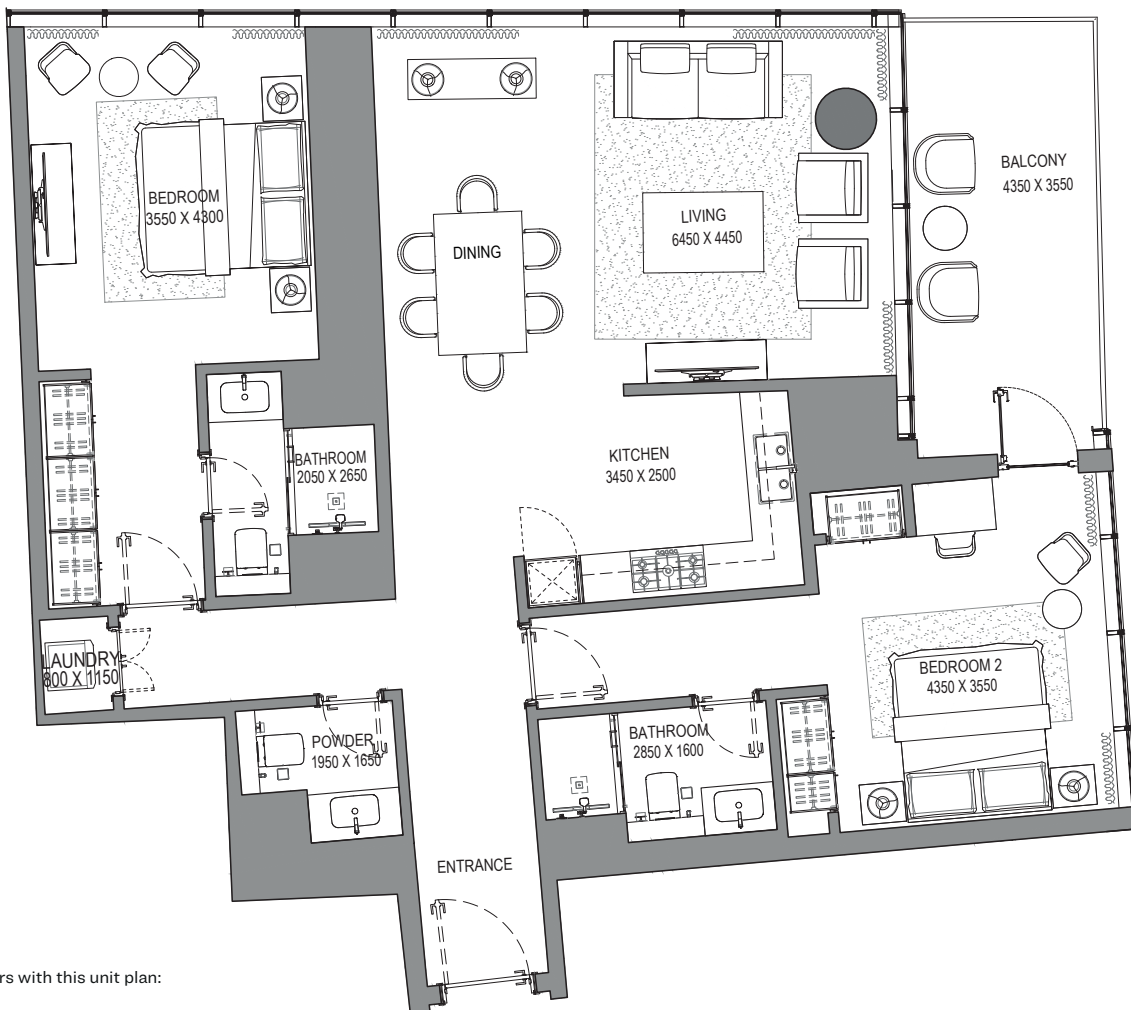
SUITE = 1,338.28 SQ.FT.

BALCONY = 136.49 SQ.FT.

TOTAL = 1,474.77 SQ.FT.



TYPICAL FLOOR PLAN
LEVEL 11-23



List of unit numbers with this unit plan:

VIEWS

Marina Skyline

1105

Marina, Marina Skyline

1205, 1305, 1405, 1505, 1605, 1705, 1805, 1905, 2005, 2105, 2205, 2305

Disclaimer: 1. All dimensions are in metric, measured to wall finishes. 2. All materials, dimensions & drawings are approximate. 3. Information is subject to change without notice, at developer's absolute discretion. 4. Actual area may vary from the stated area. 5. Drawing are not to scale. 6. All images used are for illustrative purpose only and do not represent the actual size, features, specifications, fittings and furnishings. 7. The developer reserves the right to make revisions/ alterations, at its absolute discretion, without any liability whatsoever.

2 BEDROOM APARTMENT


TYPE D (with powder room + balcony)

TOTAL SALEABLE AREA

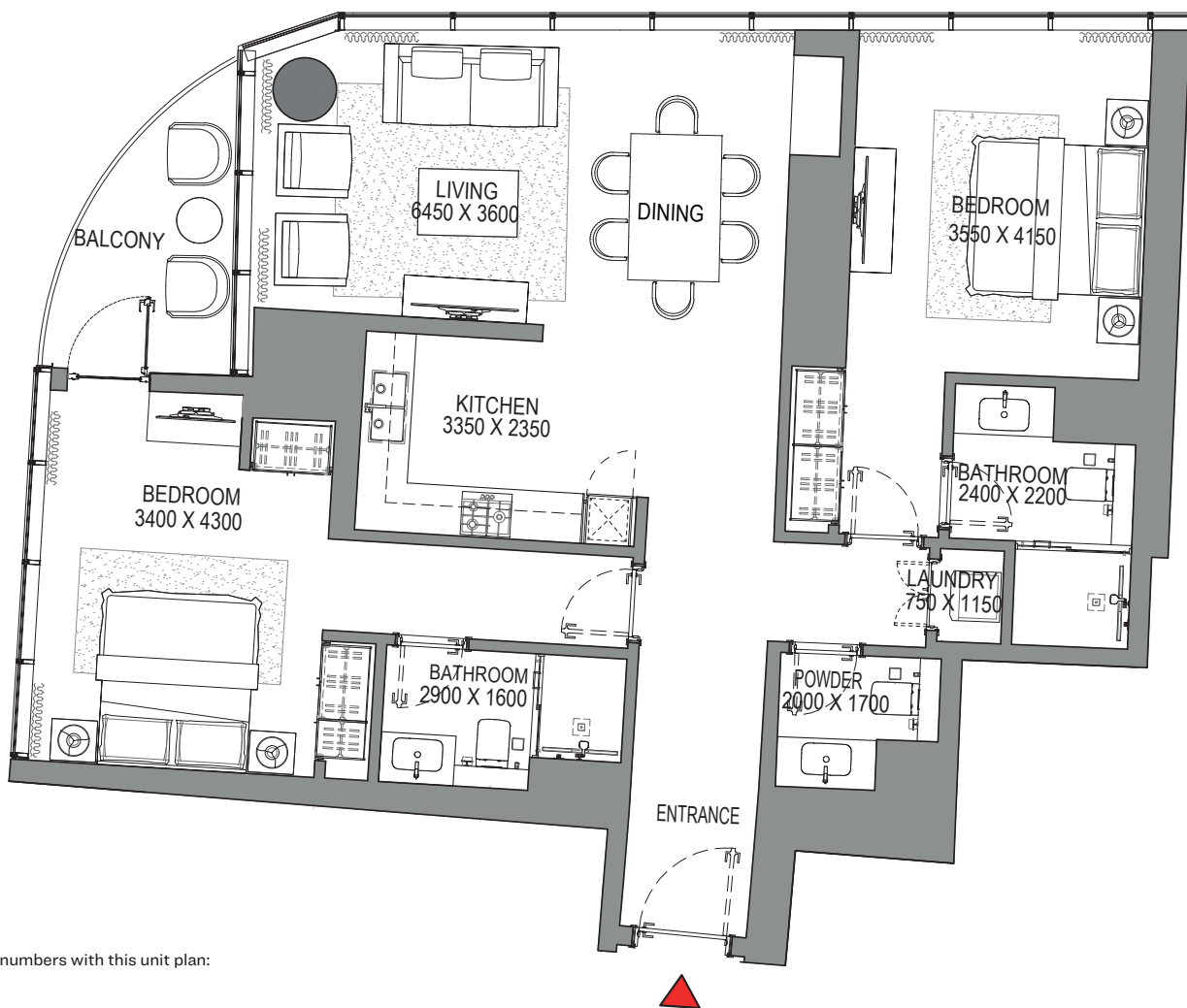
SUITE RANGE = 1,210.51 - 1,210.62 SQ.FT.

BALCONY RANGE = 70.93 - 71.04 SQ.FT.

TOTAL = 1,281.55 SQ.FT.



TYPICAL FLOOR PLAN
LEVEL 11-32



List of unit numbers with this unit plan:

VIEWS

Blue waters, Ain Dubai, JBR Beach, Sea
1108

Blue waters, Ain Dubai, JBR Beach, Marina, Sea
1208, 1308, 1408, 1508, 1608, 1708, 1808, 1908, 2008, 2108, 2208, 2308, 2408, 2508, 2608, 2708, 2808, 2908, 3008, 3108, 3208

Disclaimer: 1. All dimensions are in metric, measured to wall finishes. 2. All materials, dimensions & drawings are approximate. 3. Information is subject to change without notice, at developer's absolute discretion. 4. Actual area may vary from the stated area. 5. Drawing are not to scale. 6. All images used are for illustrative purpose only and do not represent the actual size, features, specifications, fittings and furnishings. 7. The developer reserves the right to make revisions/ alterations, at its absolute discretion, without any liability whatsoever.

1 BEDROOM APARTMENT

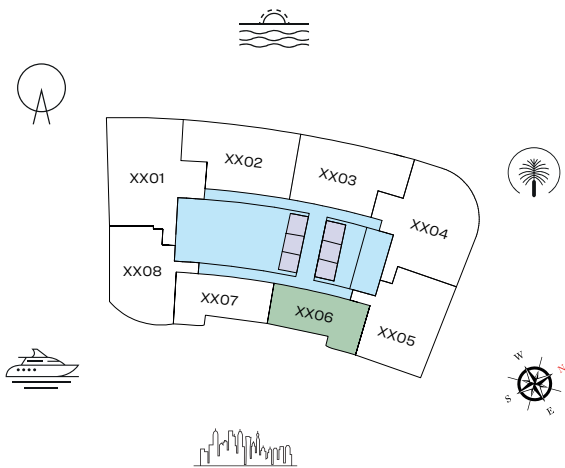
TYPE A (with powder room + balcony)

TOTAL SALEABLE AREA

SUITE = 793.30 SQ.FT.

BALCONY = 68.67 SQ.FT.

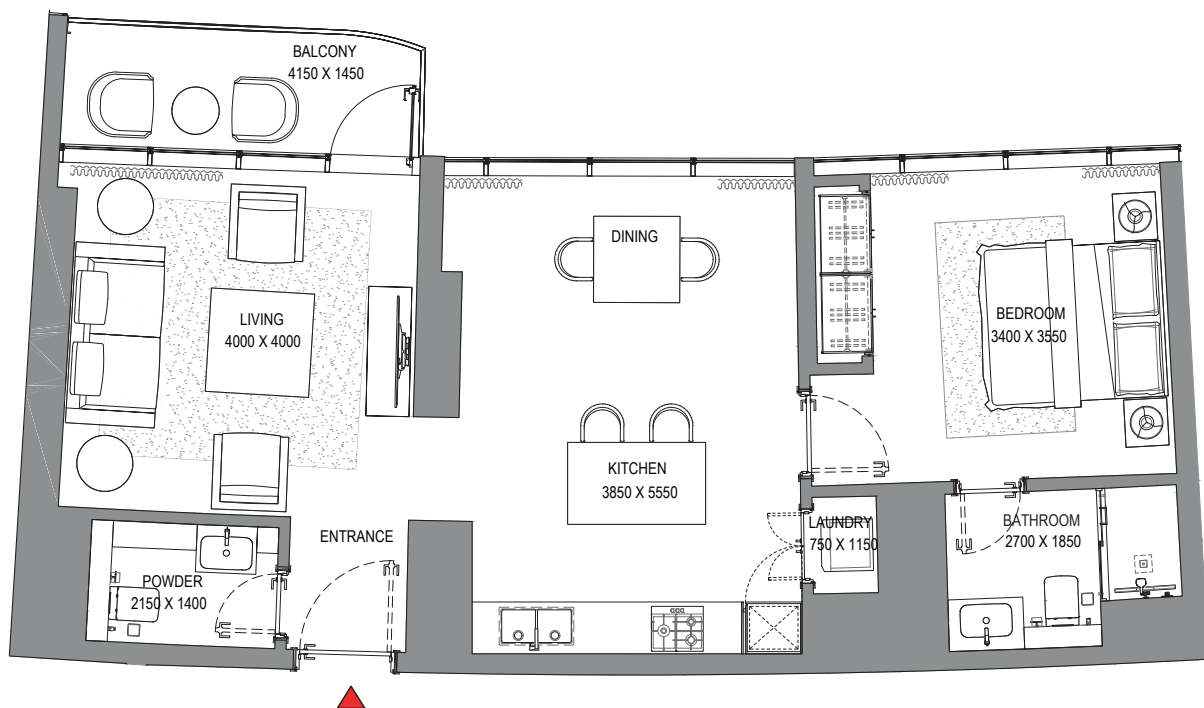
TOTAL = 861.97 SQ.FT.



UNIT



TYPICAL FLOOR PLAN
LEVEL 11-32



List of unit numbers with this unit plan:

VIEWS

Marina Skyline

1106

Marina, Marina Skyline

1206, 1306, 1406, 1506, 1606, 1706, 1806, 1906, 2006, 2106, 2206, 2306, 2406, 2506, 2606, 2706, 2806, 2906, 3006, 3106, 3206

Disclaimer: 1. All dimensions are in metric, measured to wall finishes. 2. All materials, dimensions & drawings are approximate. 3. Information is subject to change without notice, at developer's absolute discretion. 4. Actual area may vary from the stated area. 5. Drawing are not to scale. 6. All images used are for illustrative purpose only and do not represent the actual size, features, specifications, fittings and furnishings. 7. The developer reserves the right to make revisions/ alterations, at its absolute discretion, without any liability whatsoever.

1 BEDROOM APARTMENT

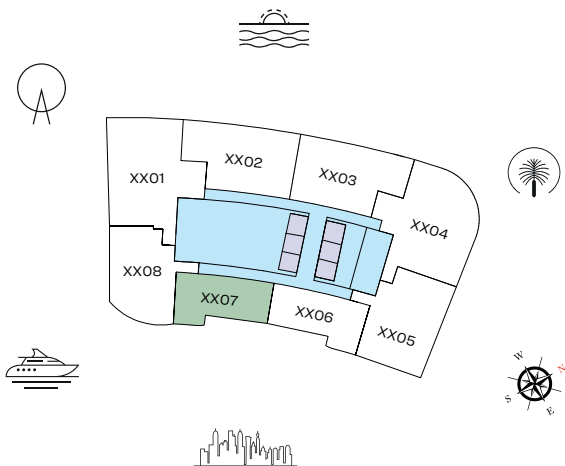
TYPE B (with powder room + balcony)

TOTAL SALEABLE AREA

SUITE = 793.30 SQ.FT.

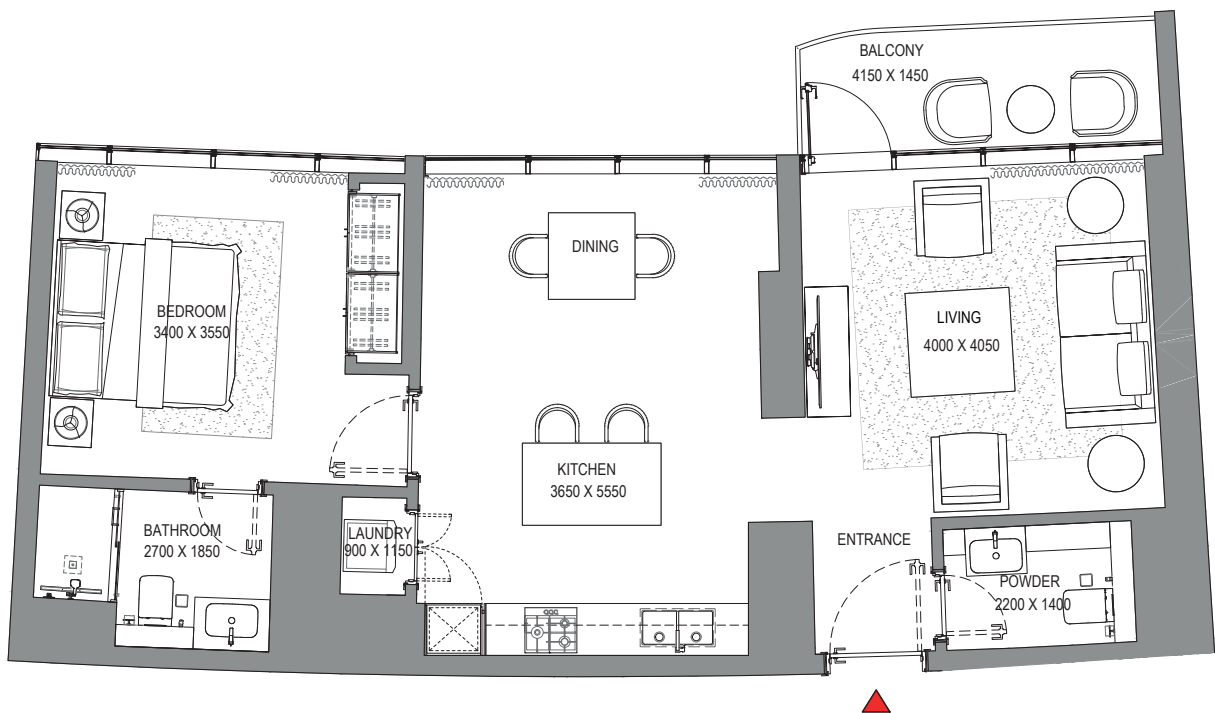
BALCONY = 67.38 SQ.FT.

TOTAL = 860.68 SQ.FT.



TYPICAL FLOOR PLAN
LEVEL 11-32

UNIT



List of unit numbers with this unit plan:

VIEWS

Marina Skyline

1107

Marina, Marina Skyline

1207, 1307, 1407, 1507, 1607, 1707, 1807, 1907, 2007, 2107, 2207, 2307, 2407, 2507, 2607, 2707, 2807, 2907, 3007, 3107, 3207

Disclaimer: 1. All dimensions are in metric, measured to wall finishes. 2. All materials, dimensions & drawings are approximate. 3. Information is subject to change without notice, at developer's absolute discretion. 4. Actual area may vary from the stated area. 5. Drawing are not to scale. 6. All images used are for illustrative purpose only and do not represent the actual size, features, specifications, fittings and furnishings. 7. The developer reserves the right to make revisions/ alterations, at its absolute discretion, without any liability whatsoever.

1 BEDROOM APARTMENT


TYPE C (with powder room + balcony)

TOTAL SALEABLE AREA

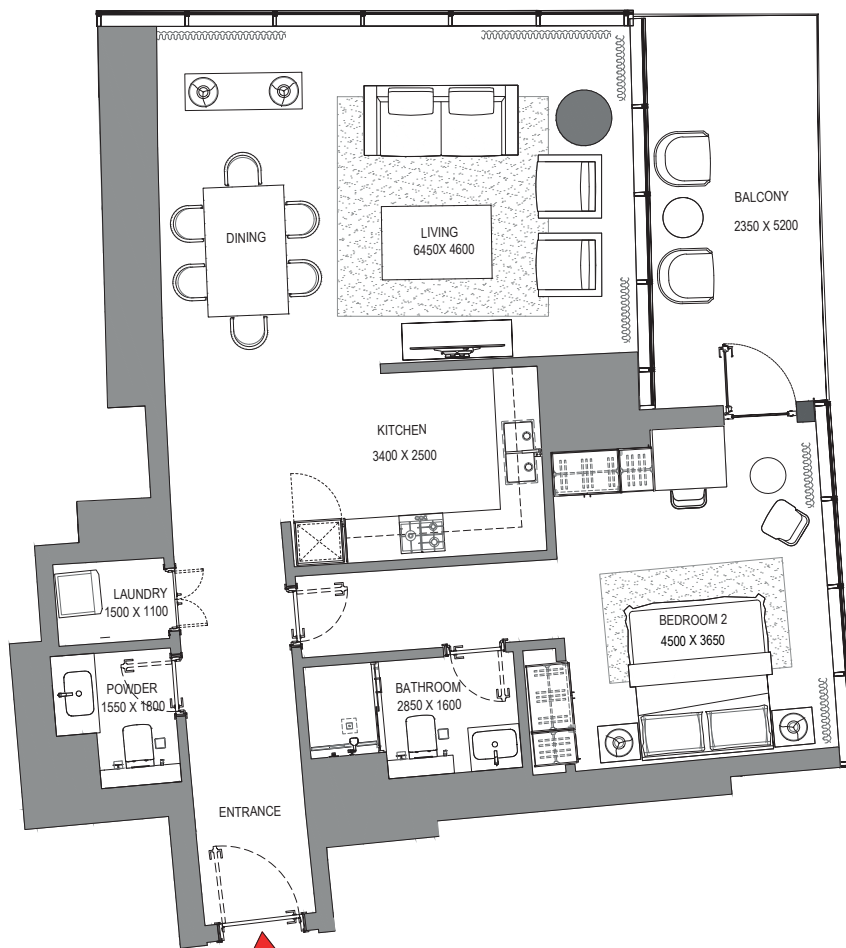
SUITE = 969.61 SQ.FT.

BALCONY = 136.49 SQ.FT.

TOTAL = 1,106.10 SQ.FT.



TYPICAL FLOOR PLAN
LEVEL 24-32



List of unit numbers with this unit plan:

VIEWS

Marina, Marina Skyline

2405, 2505, 2605, 2705, 2805, 2905, 3005, 3105, 3205

Disclaimer: 1. All dimensions are in metric, measured to wall finishes. 2. All materials, dimensions & drawings are approximate. 3. Information is subject to change without notice, at developer's absolute discretion. 4. Actual area may vary from the stated area. 5. Drawing are not to scale. 6. All images used are for illustrative purpose only and do not represent the actual size, features, specifications, fittings and furnishings. 7. The developer reserves the right to make revisions/ alterations, at its absolute discretion, without any liability whatsoever.

FLOOR PLAN LAYOUT

TOWER A



- 1 BED UNIT
- 2 BED UNIT
- 3 BED UNIT
- LOBBIES, CORRIDORS & STAIRS
- LIFTS

Disclaimer: 1. All dimensions are in metric, measured to wall finishes. 2. All materials, dimensions & drawings are approximate. 3. Information is subject to change without notice, at developer's absolute discretion. 4. Actual area may vary from the stated area. 5. Drawing are not to scale. 6. All images used are for illustrative purpose only and do not represent the actual size, features, specifications, fittings and furnishings. 7. The developer reserves the right to make revisions/ alterations, at its absolute discretion, without any liability whatsoever.

3 BEDROOM APARTMENT

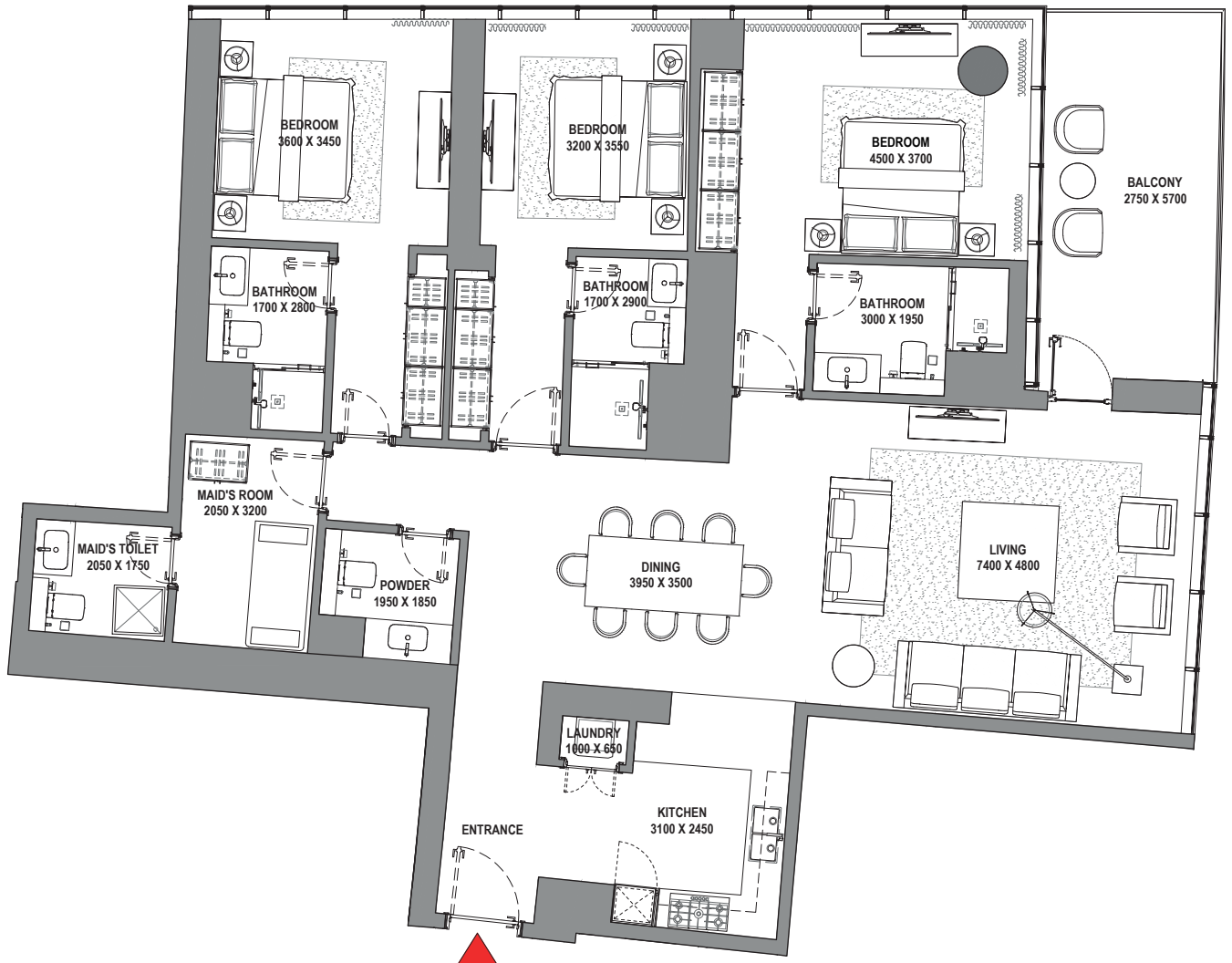
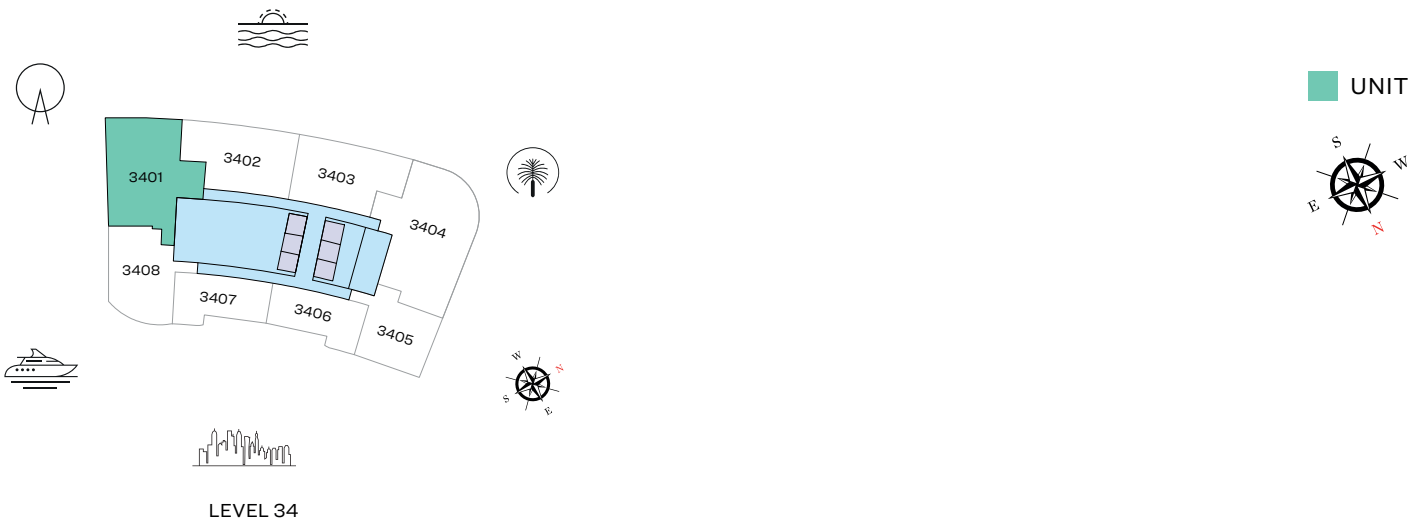
TYPE A (with maid room and powder room + balcony)

TOTAL SALEABLE AREA

SUITE = 1,889.50 SQ.FT.

BALCONY = 181.05 SQ.FT.

TOTAL = 2,070.55 SQ.FT.



List of unit numbers with this unit plan:

VIEWS

Blue waters, Ain Dubai, Palm Jumeirah, Harbour, JBR Beach, Marina, Sea, Marina Skyline, Skydive 3401

Disclaimer: 1. All dimensions are in metric, measured to wall finishes. 2. All materials, dimensions & drawings are approximate. 3. Information is subject to change without notice, at developer's absolute discretion. 4. Actual area may vary from the stated area. 5. Drawing are not to scale. 6. All images used are for illustrative purpose only and do not represent the actual size, features, specifications, fittings and furnishings. 7. The developer reserves the right to make revisions/ alterations, at its absolute discretion, without any liability whatsoever.

3 BEDROOM APARTMENT

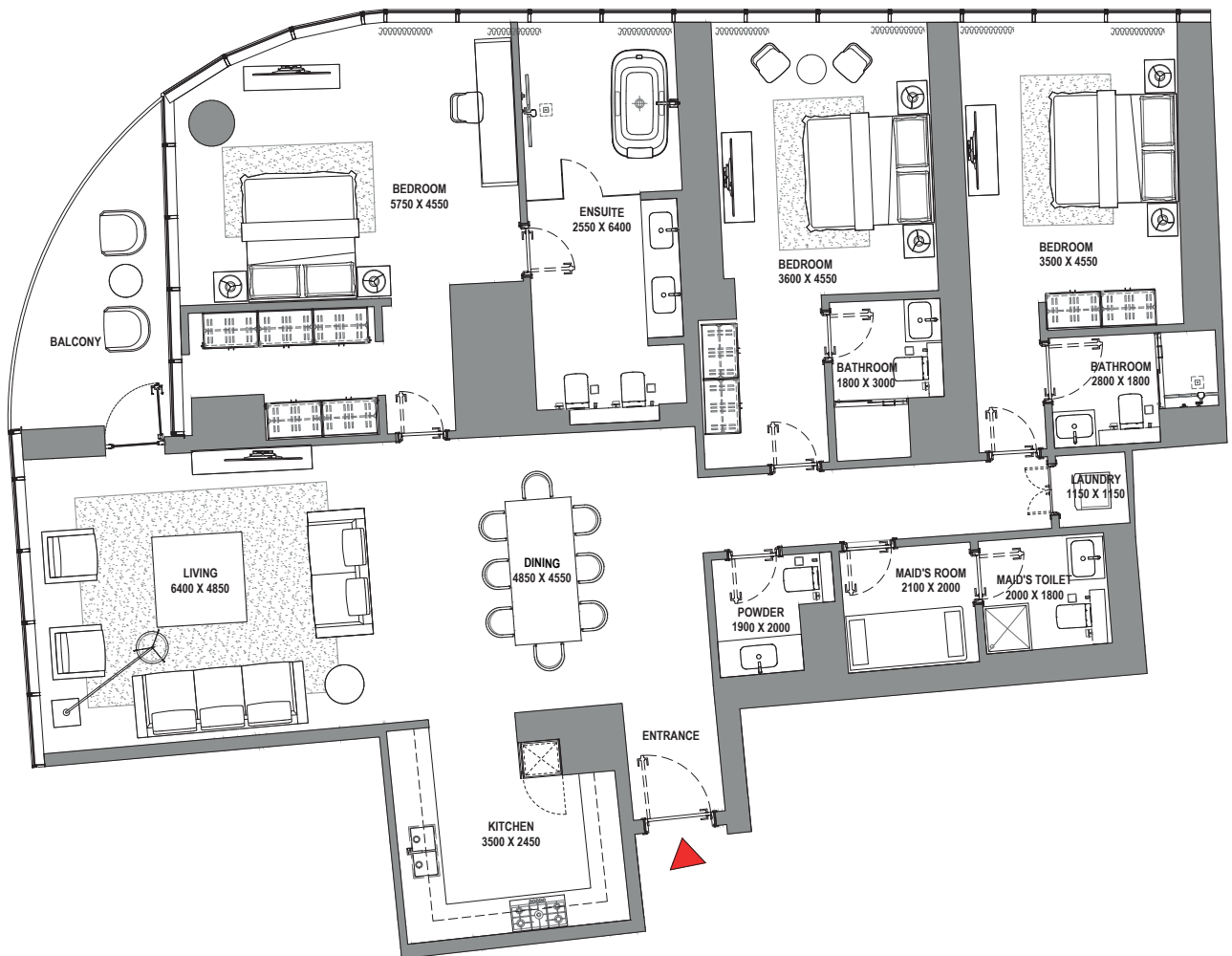

TYPE C (with maid room and powder room + balcony)

TOTAL SALEABLE AREA

SUITE = 2,356.97 SQ.FT.

BALCONY = 117.11 SQ.FT.

TOTAL = 2,474.08SQ.FT.



List of unit numbers with this unit plan:

VIEWS

Palm Jumeirah, Harbour, Sea, Skydive
3404

Disclaimer: 1. All dimensions are in metric, measured to wall finishes. 2. All materials, dimensions & drawings are approximate. 3. Information is subject to change without notice, at developer's absolute discretion. 4. Actual area may vary from the stated area. 5. Drawing are not to scale. 6. All images used are for illustrative purpose only and do not represent the actual size, features, specifications, fittings and furnishings. 7. The developer reserves the right to make revisions/ alterations, at its absolute discretion, without any liability whatsoever.

2 BEDROOM APARTMENT

TYPE A (with powder room + balcony)

TOTAL SALEABLE AREA

SUITE = 1,252.27 SQ.FT.

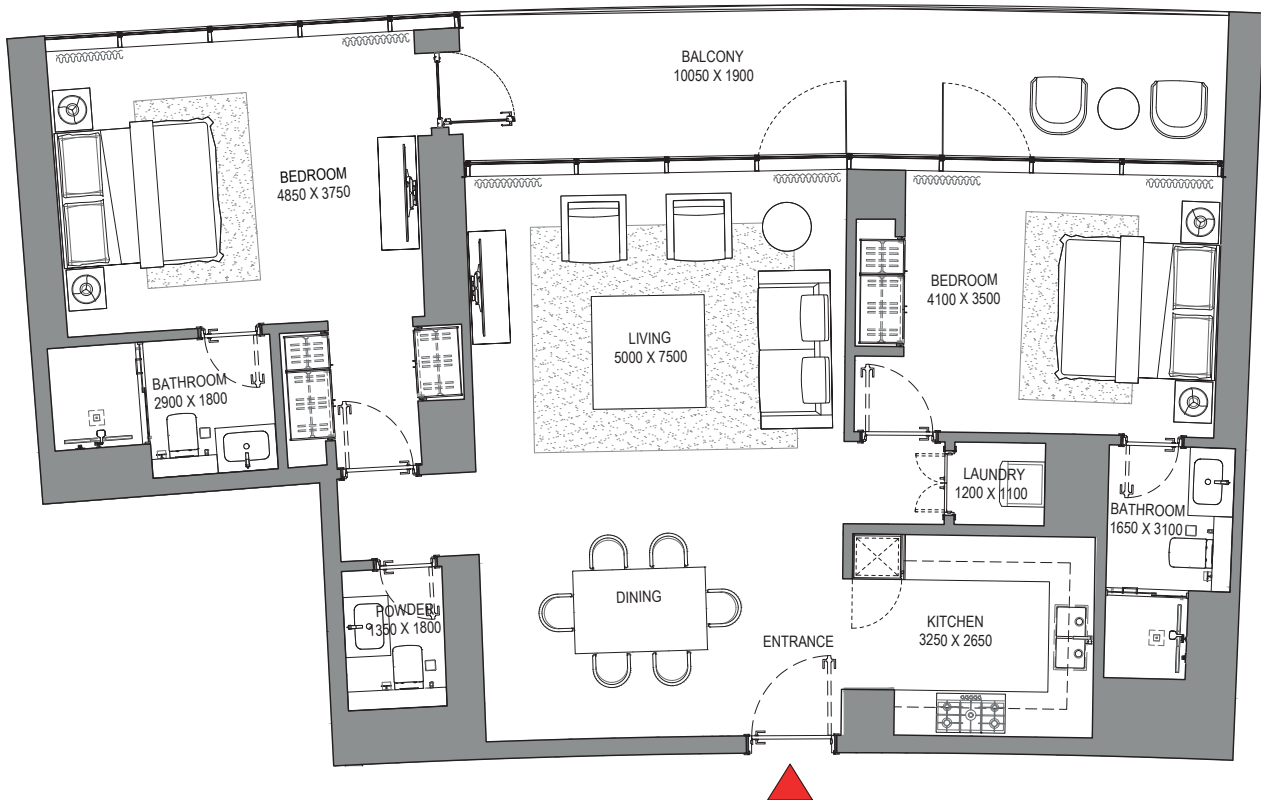
BALCONY = 232.29 SQ.FT.

TOTAL = 1,484.56 SQ.FT.



LEVEL 34

UNIT



List of unit numbers with this unit plan:

VIEWS

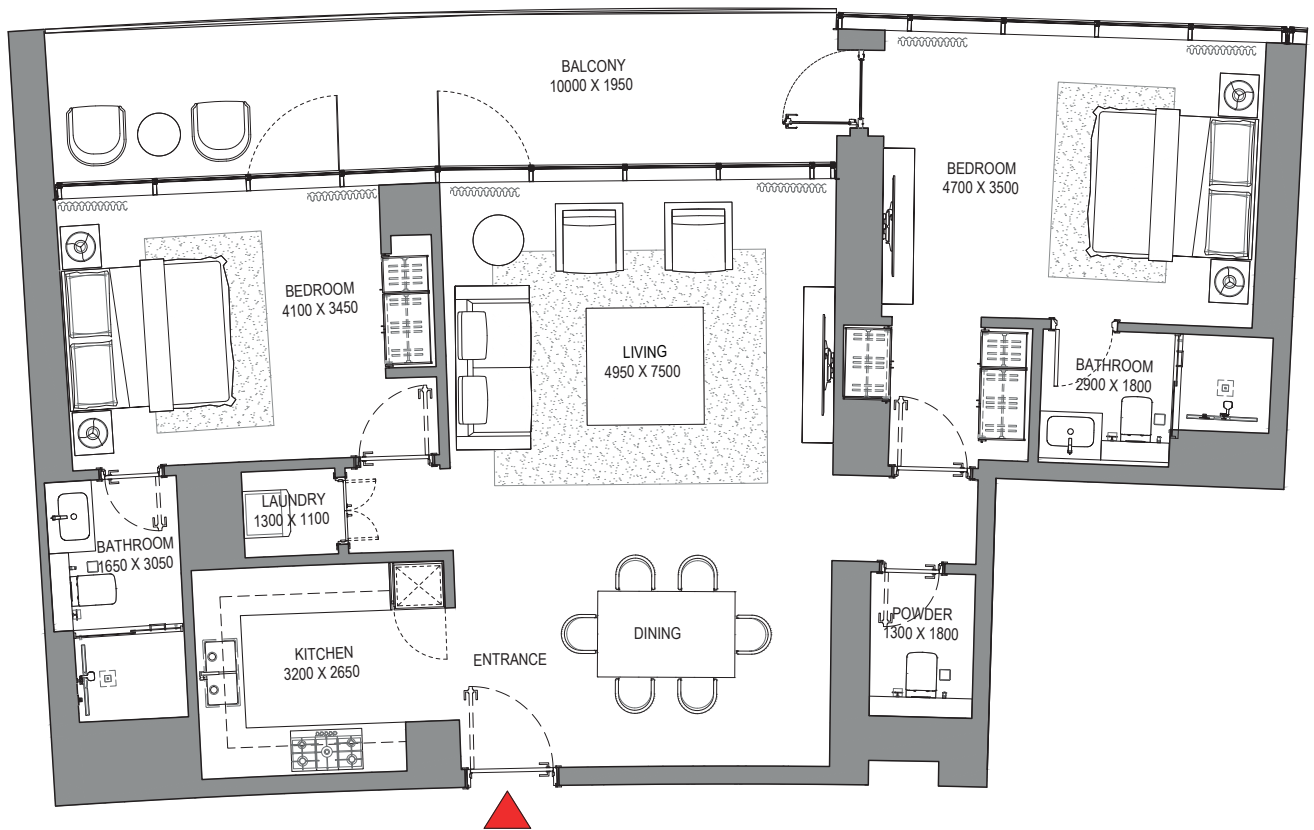
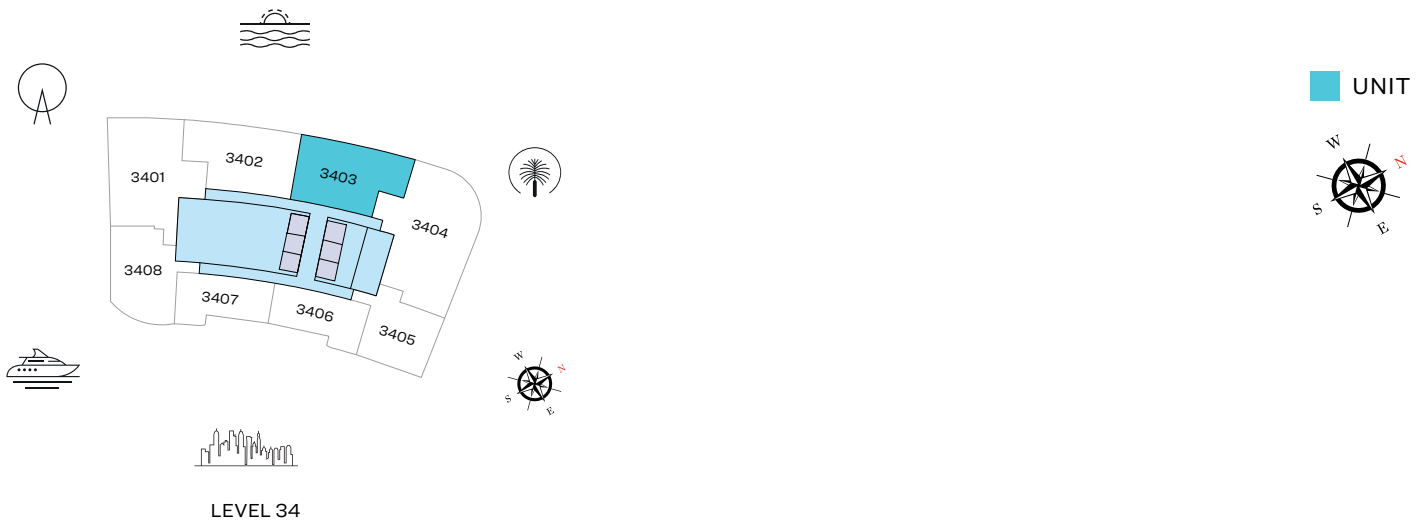
Blue waters, Ain Dubai, Palm Jumeirah, Harbour, Sea, Skydive
3402

Disclaimer: 1. All dimensions are in metric, measured to wall finishes. 2. All materials, dimensions & drawings are approximate. 3. Information is subject to change without notice, at developer's absolute discretion. 4. Actual area may vary from the stated area. 5. Drawing are not to scale. 6. All images used are for illustrative purpose only and do not represent the actual size, features, specifications, fittings and furnishings. 7. The developer reserves the right to make revisions/ alterations, at its absolute discretion, without any liability whatsoever.

2 BEDROOM APARTMENT

TYPE B (with powder room + balcony)

TOTAL SALEABLE AREA
 SUITE RANGE = 1,237.31 SQ.FT.
 BALCONY RANGE = 229.7 SQ.FT.
 TOTAL = 1,467.01 SQ.FT.



List of unit numbers with this unit plan:

VIEWS

Palm Jumeirah, Harbour, Sea, Skydive
 3403

Disclaimer: 1. All dimensions are in metric, measured to wall finishes. 2. All materials, dimensions & drawings are approximate. 3. Information is subject to change without notice, at developer's absolute discretion. 4. Actual area may vary from the stated area. 5. Drawing are not to scale. 6. All images used are for illustrative purpose only and do not represent the actual size, features, specifications, fittings and furnishings. 7. The developer reserves the right to make revisions/ alterations, at its absolute discretion, without any liability whatsoever.

2 BEDROOM APARTMENT

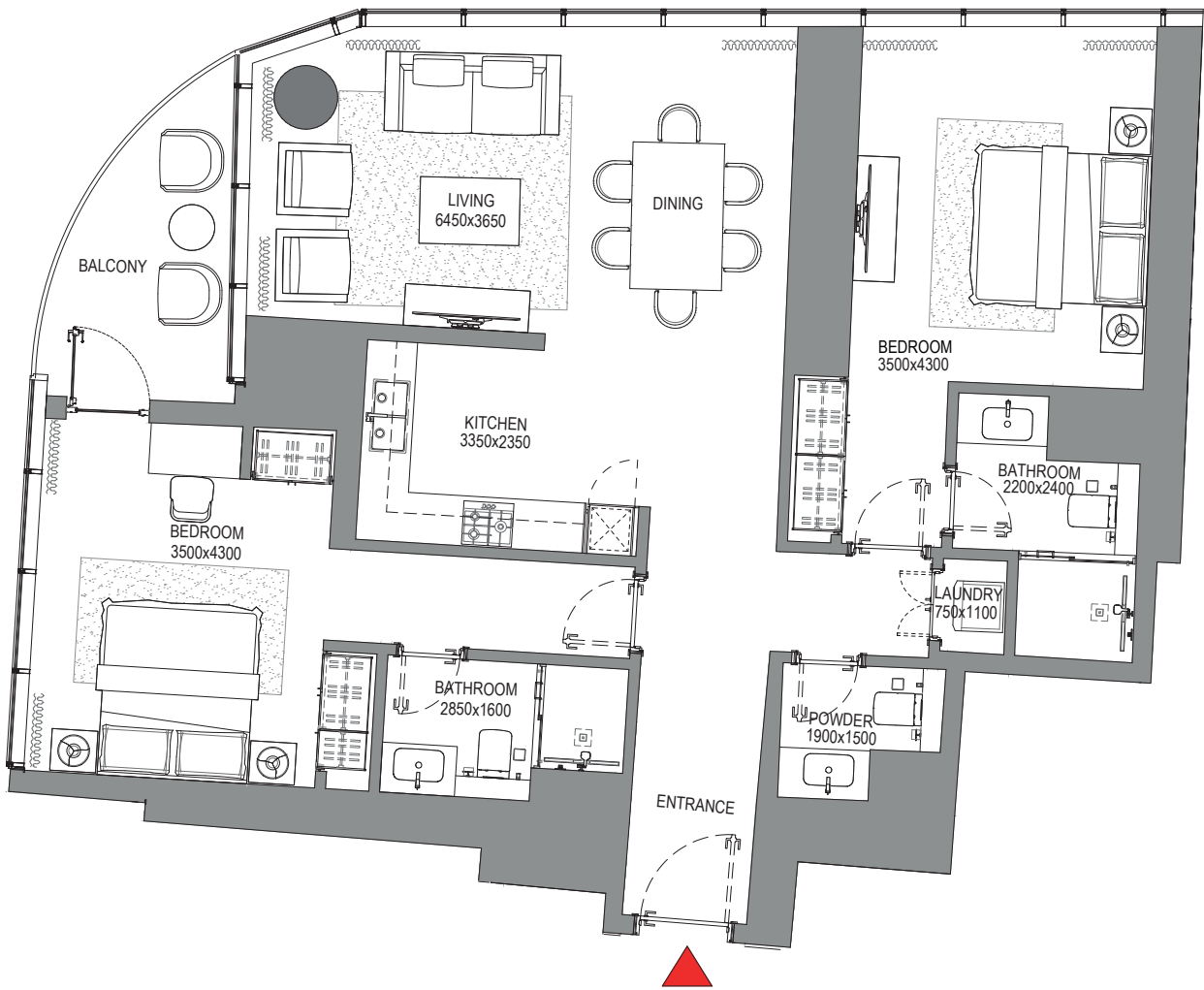
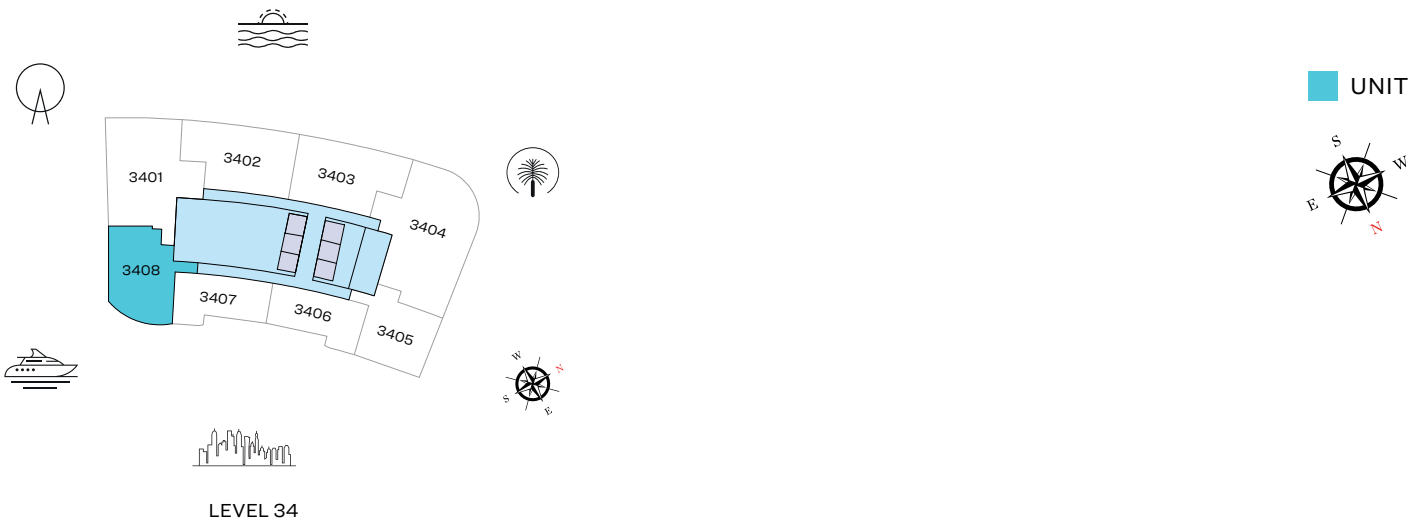
TYPE D (with powder room + balcony)

TOTAL SALEABLE AREA

SUITE = 1,229.78 SQ.FT.

BALCONY = 75.02 SQ.FT.

TOTAL = 1,304.80 SQ.FT.



List of unit numbers with this unit plan:

VIEWS

Blue waters, Ain Dubai, JBR Beach, Marina, Sea
3408

Disclaimer: 1. All dimensions are in metric, measured to wall finishes. 2. All materials, dimensions & drawings are approximate. 3. Information is subject to change without notice, at developer's absolute discretion. 4. Actual area may vary from the stated area. 5. Drawing are not to scale. 6. All images used are for illustrative purpose only and do not represent the actual size, features, specifications, fittings and furnishings. 7. The developer reserves the right to make revisions/ alterations, at its absolute discretion, without any liability whatsoever.

1 BEDROOM APARTMENT

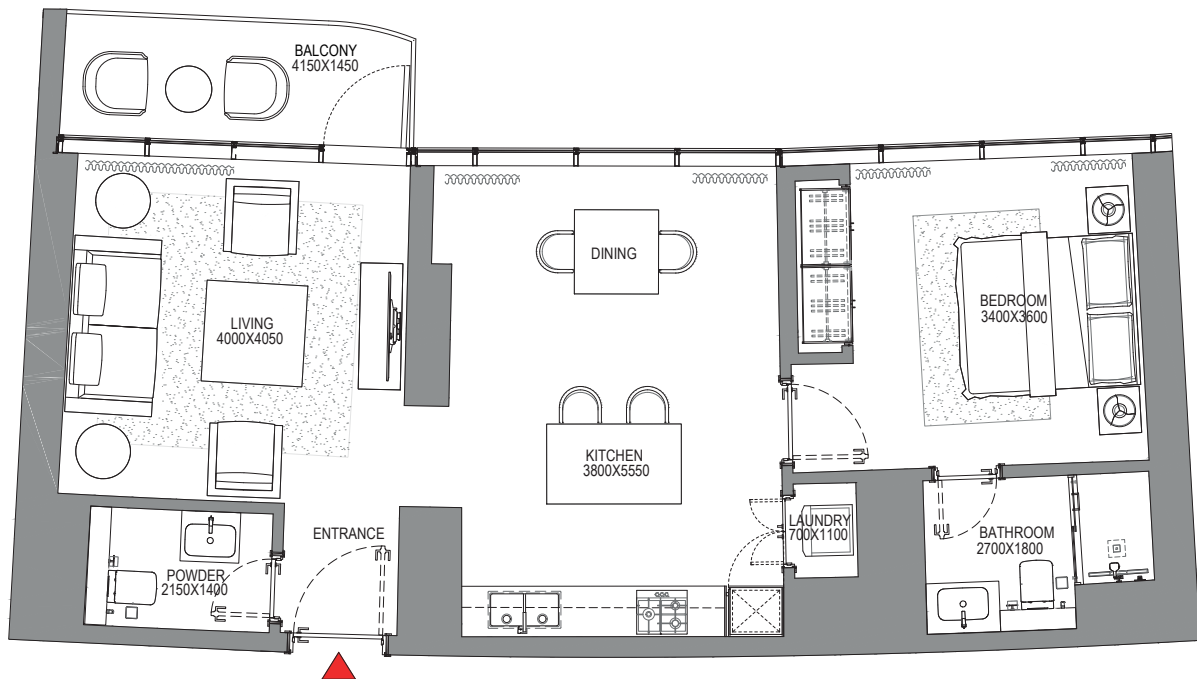
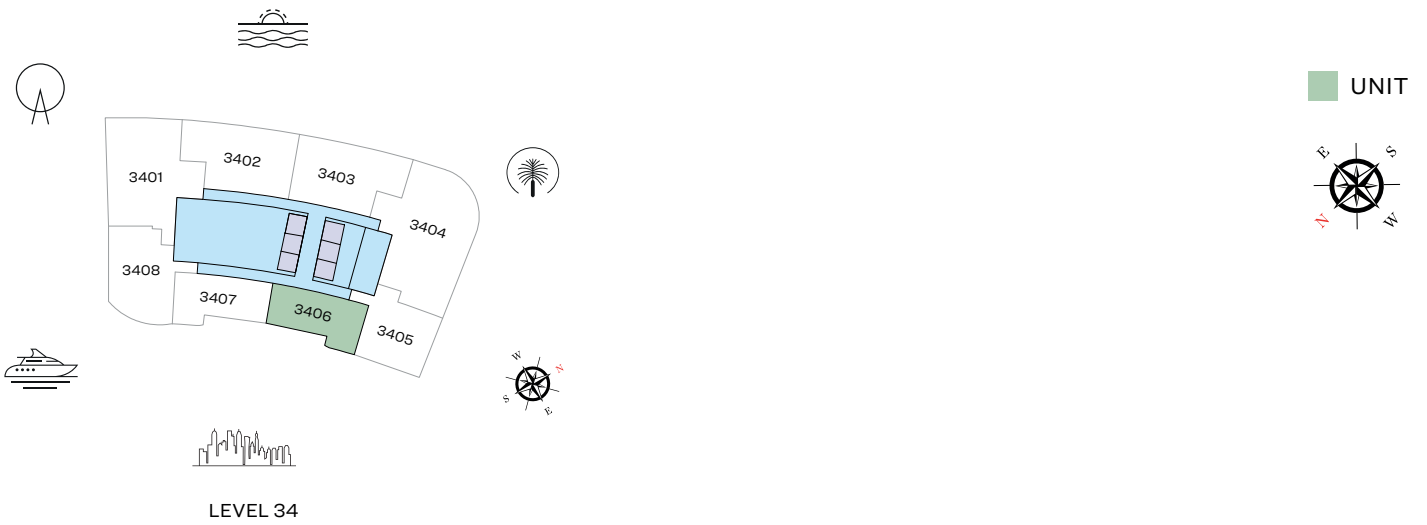
TYPE A (with powder room + balcony)

TOTAL SALEABLE AREA

SUITE = 800.30 SQ.FT.

BALCONY = 70.07 SQ.FT.

TOTAL = 870.37 SQ.FT.



List of unit numbers with this unit plan:

VIEWS

Marina, Marina Skyline
3406

Disclaimer: 1. All dimensions are in metric, measured to wall finishes. 2. All materials, dimensions & drawings are approximate. 3. Information is subject to change without notice, at developer's absolute discretion. 4. Actual area may vary from the stated area. 5. Drawing are not to scale. 6. All images used are for illustrative purpose only and do not represent the actual size, features, specifications, fittings and furnishings. 7. The developer reserves the right to make revisions/ alterations, at its absolute discretion, without any liability whatsoever.

1 BEDROOM APARTMENT

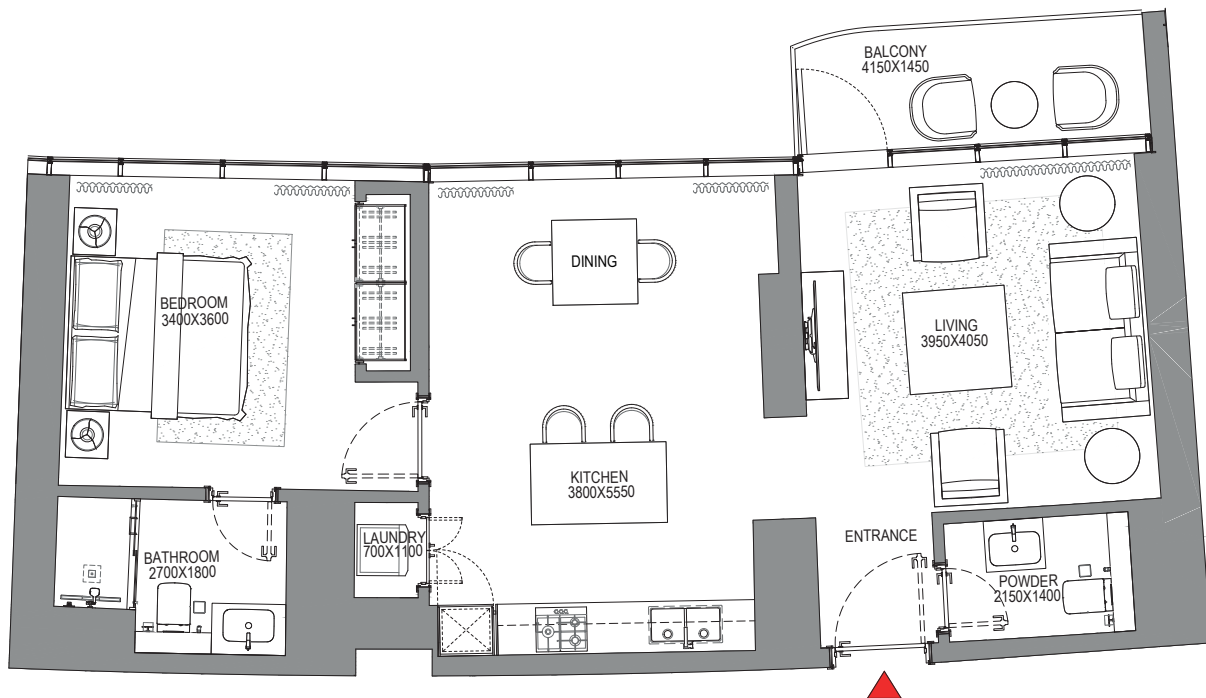
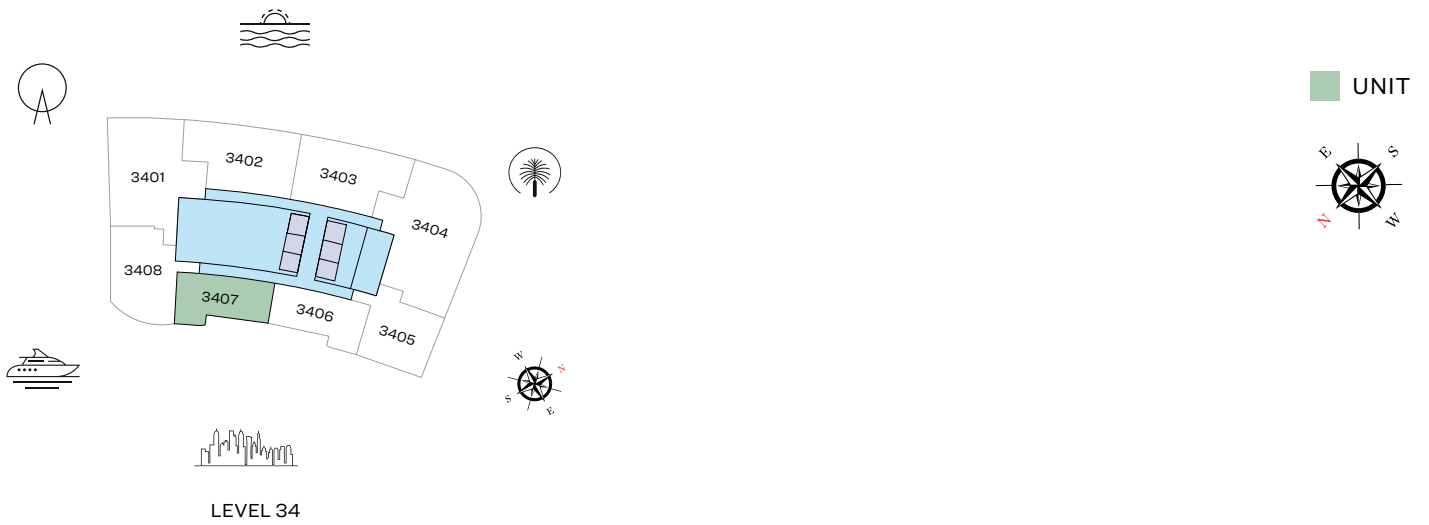
TYPE B (with powder room + balcony)

TOTAL SALEABLE AREA

SUITE = 799.33 SQ.FT.

BALCONY = 68.57 SQ.FT.

TOTAL = 867.9 SQ.FT.



List of unit numbers with this unit plan:

VIEWS

Marina, Marina Skyline
3407

Disclaimer: 1. All dimensions are in metric, measured to wall finishes. 2. All materials, dimensions & drawings are approximate. 3. Information is subject to change without notice, at developer's absolute discretion. 4. Actual area may vary from the stated area. 5. Drawing are not to scale. 6. All images used are for illustrative purpose only and do not represent the actual size, features, specifications, fittings and furnishings. 7. The developer reserves the right to make revisions/ alterations, at its absolute discretion, without any liability whatsoever.

1 BEDROOM APARTMENT

TYPE C (with powder room + balcony)

TOTAL SALEABLE AREA

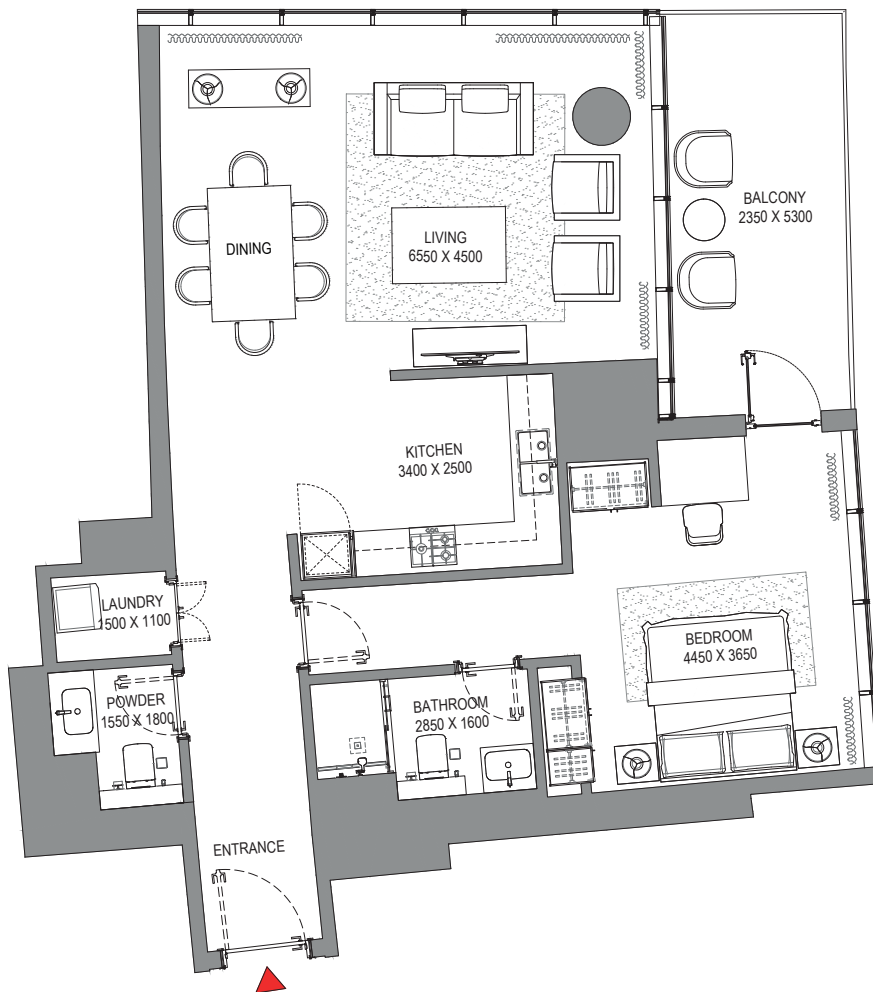

SUITE = 986.84 SQ.FT.

BALCONY = 138.90 SQ.FT.

TOTAL = 1125.74 SQ.FT.



LEVEL 34



List of unit numbers with this unit plan:

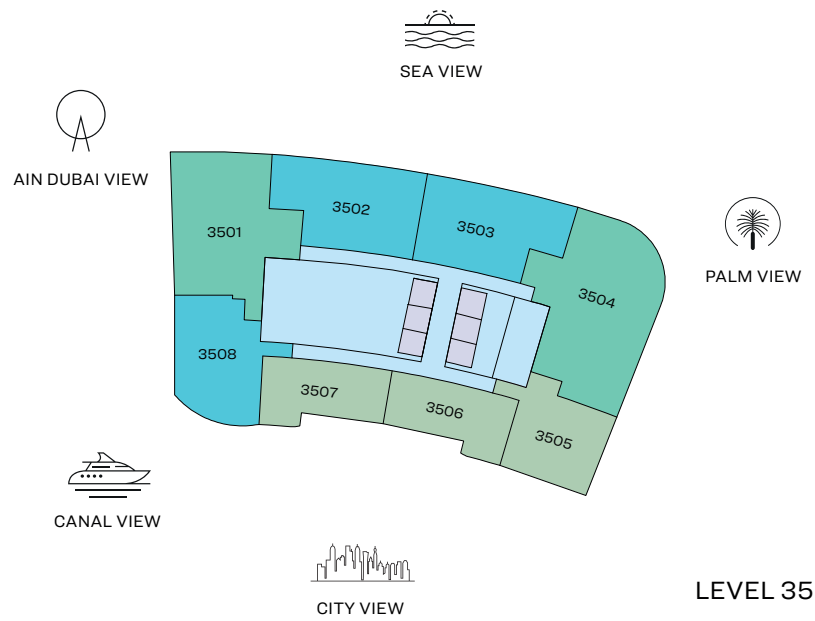
VIEWS

Marina, Marina Skyline
3405

Disclaimer: 1. All dimensions are in metric, measured to wall finishes. 2. All materials, dimensions & drawings are approximate. 3. Information is subject to change without notice, at developer's absolute discretion. 4. Actual area may vary from the stated area. 5. Drawing are not to scale. 6. All images used are for illustrative purpose only and do not represent the actual size, features, specifications, fittings and furnishings. 7. The developer reserves the right to make revisions/ alterations, at its absolute discretion, without any liability whatsoever.

FLOOR PLAN LAYOUT

TOWER A



- 1 BED UNIT
- 2 BED UNIT
- 3 BED UNIT
- LOBBIES, CORRIDORS & STAIRS
- LIFTS

Disclaimer: 1. All dimensions are in metric, measured to wall finishes. 2. All materials, dimensions & drawings are approximate. 3. Information is subject to change without notice, at developer's absolute discretion. 4. Actual area may vary from the stated area. 5. Drawing are not to scale. 6. All images used are for illustrative purpose only and do not represent the actual size, features, specifications, fittings and furnishings. 7. The developer reserves the right to make revisions/ alterations, at its absolute discretion, without any liability whatsoever.

3 BEDROOM APARTMENT

TYPE A (with maid room and powder room + balcony)

TOTAL SALEABLE AREA

SUITE = 1,901.44 SQ.FT.

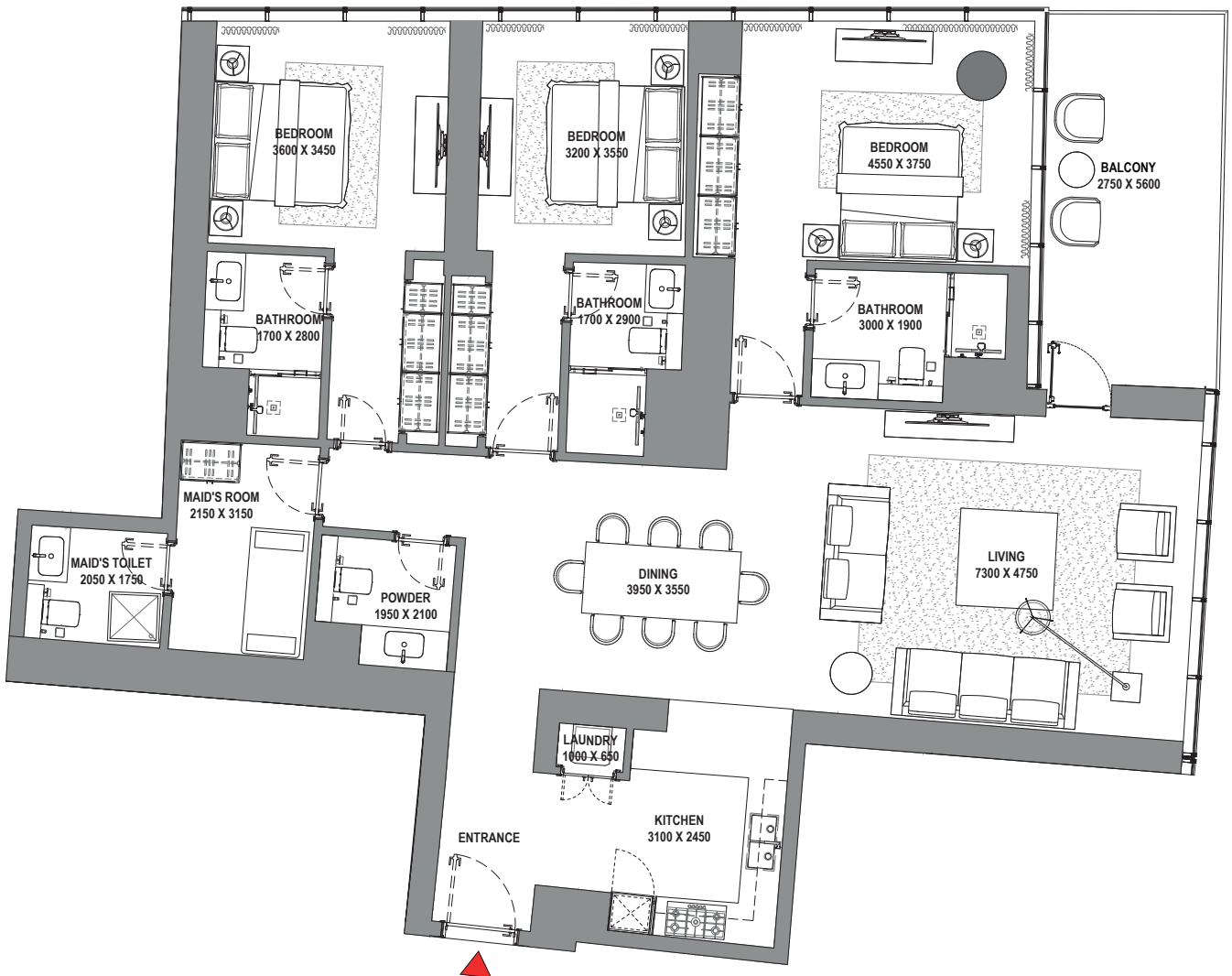
BALCONY = 182.88 SQ.FT.

TOTAL = 2,084.32 SQ.FT.



LEVEL 35

UNIT



List of unit numbers with this unit plan:

VIEWS

Blue waters, Ain Dubai, Palm Jumeirah, Harbour, JBR Beach, Marina, Sea, Marina Skyline, Skydive 3501

Disclaimer: 1. All dimensions are in metric, measured to wall finishes. 2. All materials, dimensions & drawings are approximate. 3. Information is subject to change without notice, at developer's absolute discretion. 4. Actual area may vary from the stated area. 5. Drawing are not to scale. 6. All images used are for illustrative purpose only and do not represent the actual size, features, specifications, fittings and furnishings. 7. The developer reserves the right to make revisions/ alterations, at its absolute discretion, without any liability whatsoever.

3 BEDROOM APARTMENT

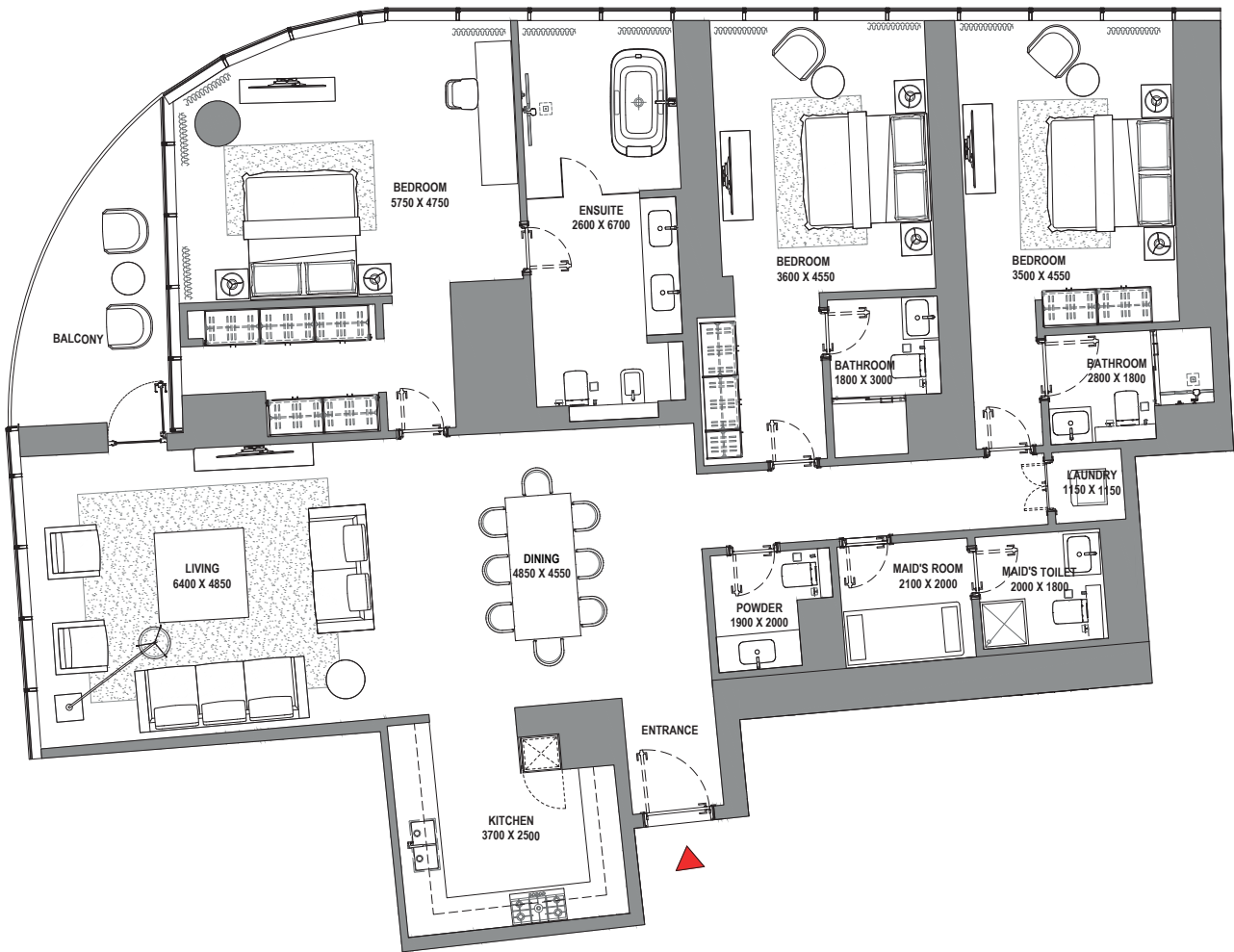

TYPE C (with maid room and powder room + balcony)

TOTAL SALEABLE AREA

SUITE = 2,370.00 SQ.FT.

BALCONY = 117.54 SQ.FT.

TOTAL = 2,487.54 SQ.FT.



List of unit numbers with this unit plan:

VIEWS

Palm Jumeirah, Harbour, Sea, Skydive
3504

Disclaimer: 1. All dimensions are in metric, measured to wall finishes. 2. All materials, dimensions & drawings are approximate. 3. Information is subject to change without notice, at developer's absolute discretion. 4. Actual area may vary from the stated area. 5. Drawing are not to scale. 6. All images used are for illustrative purpose only and do not represent the actual size, features, specifications, fittings and furnishings. 7. The developer reserves the right to make revisions/ alterations, at its absolute discretion, without any liability whatsoever.

2 BEDROOM APARTMENT

TYPE A (with powder room + balcony)

TOTAL SALEABLE AREA

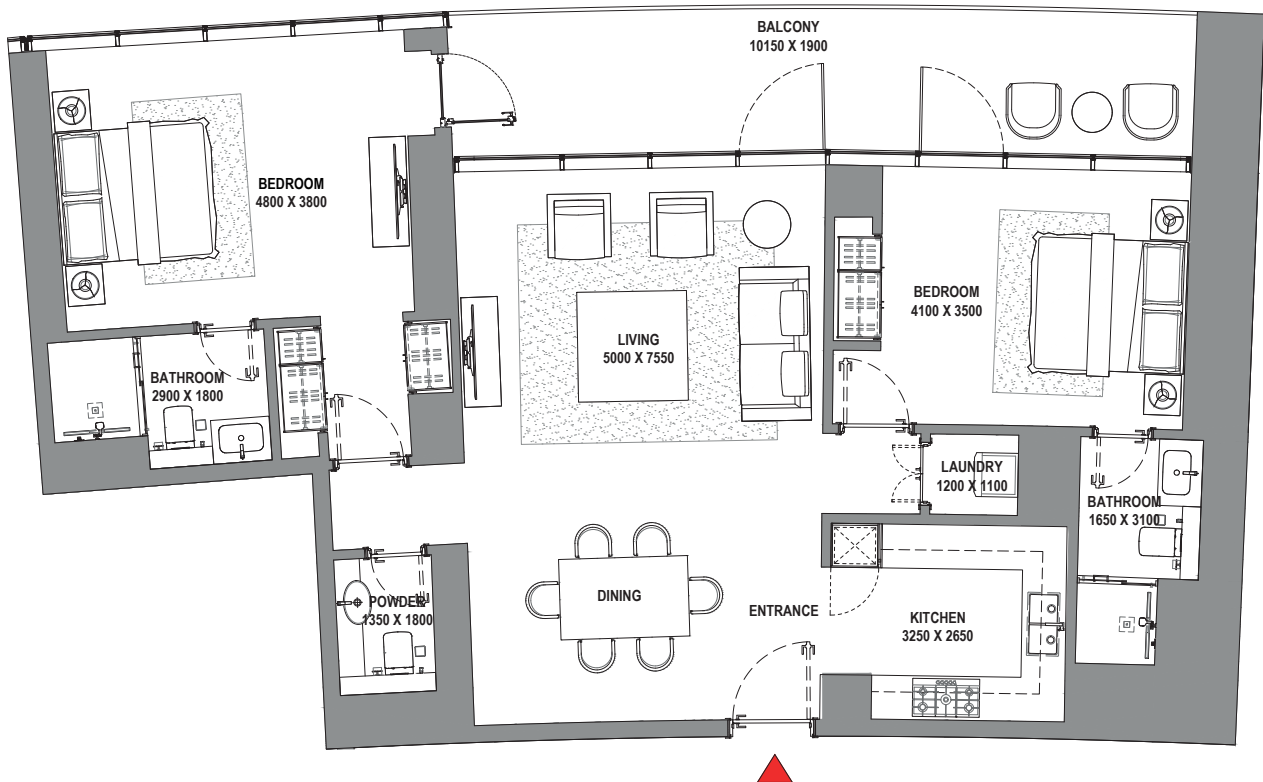
SUITE = 1,261.21 SQ.FT.

BALCONY = 232.39 SQ.FT.

TOTAL = 1,493.6 SQ.FT.



UNIT



List of unit numbers with this unit plan:

VIEWS

Blue waters, Ain Dubai, Palm Jumeirah, Harbour, Sea, Skydive
3502

Disclaimer: 1. All dimensions are in metric, measured to wall finishes. 2. All materials, dimensions & drawings are approximate. 3. Information is subject to change without notice, at developer's absolute discretion. 4. Actual area may vary from the stated area. 5. Drawing are not to scale. 6. All images used are for illustrative purpose only and do not represent the actual size, features, specifications, fittings and furnishings. 7. The developer reserves the right to make revisions/ alterations, at its absolute discretion, without any liability whatsoever.

2 BEDROOM APARTMENT

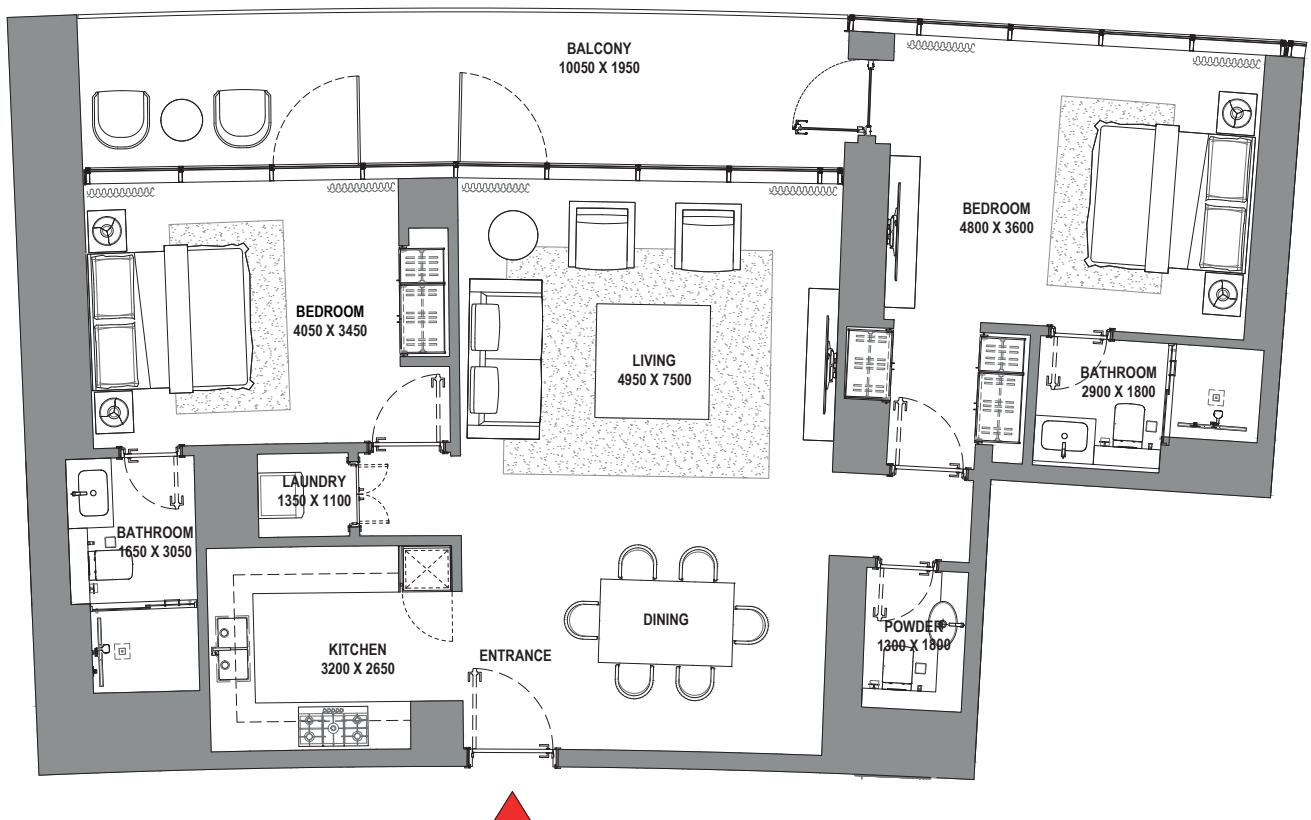
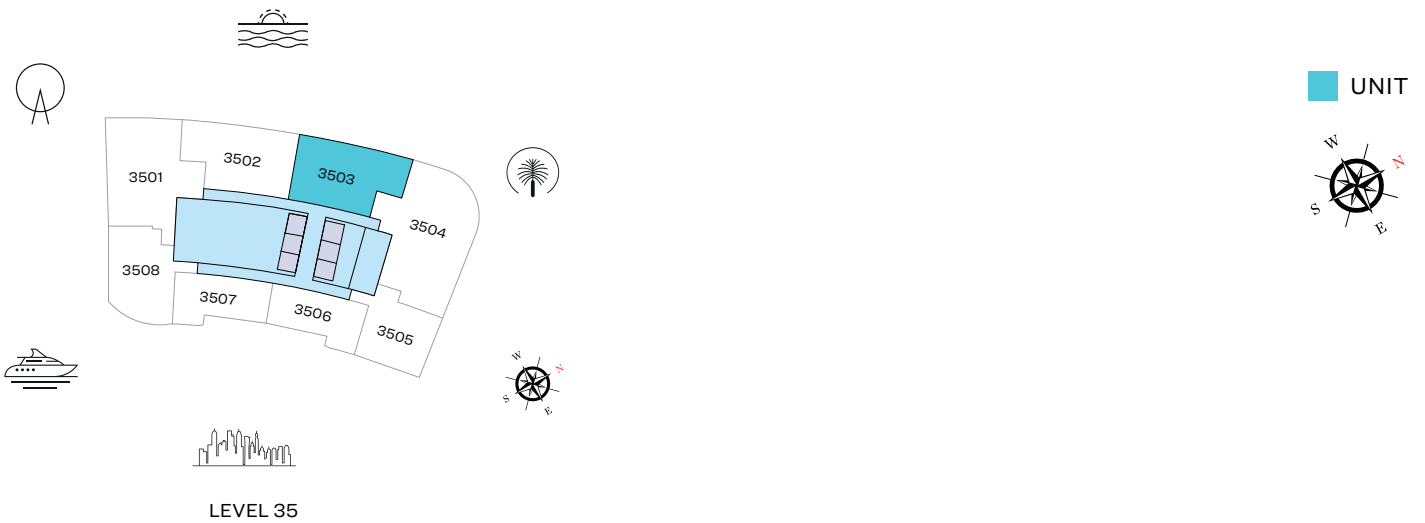
TYPE B (with powder room + balcony)

TOTAL SALEABLE AREA

SUITE = 1,243.45 SQ.FT.

BALCONY = 235.51 SQ.FT.

TOTAL = 1,478.96 SQ.FT.



List of unit numbers with this unit plan:

VIEWS

Palm Jumeirah, Harbour, Sea, Skydive
3503

Disclaimer: 1. All dimensions are in metric, measured to wall finishes. 2. All materials, dimensions & drawings are approximate. 3. Information is subject to change without notice, at developer's absolute discretion. 4. Actual area may vary from the stated area. 5. Drawing are not to scale. 6. All images used are for illustrative purpose only and do not represent the actual size, features, specifications, fittings and furnishings. 7. The developer reserves the right to make revisions/ alterations, at its absolute discretion, without any liability whatsoever.

2 BEDROOM APARTMENT

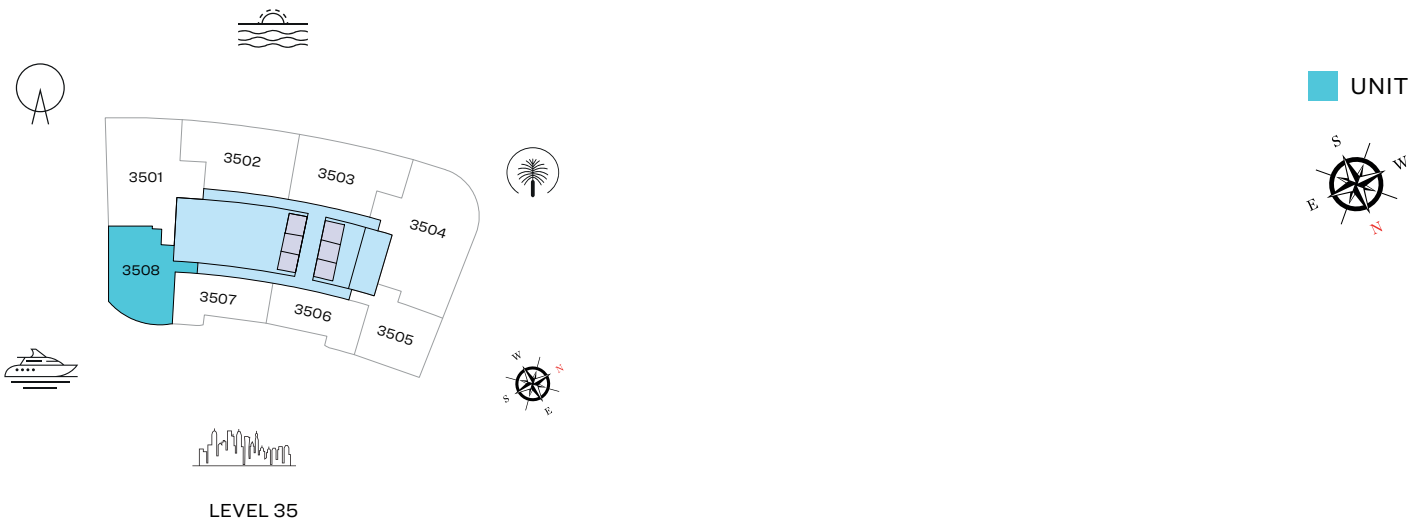
TYPE D (with powder room + balcony)

TOTAL SALEABLE AREA

SUITE = 1,234.51 SQ.FT.

BALCONY = 75.02 SQ.FT.

TOTAL = 1,309.53 SQ.FT.



List of unit numbers with this unit plan:

VIEWS

Blue waters, Ain Dubai, JBR Beach, Marina, Sea
3508

Disclaimer: 1. All dimensions are in metric, measured to wall finishes. 2. All materials, dimensions & drawings are approximate. 3. Information is subject to change without notice, at developer's absolute discretion. 4. Actual area may vary from the stated area. 5. Drawing are not to scale. 6. All images used are for illustrative purpose only and do not represent the actual size, features, specifications, fittings and furnishings. 7. The developer reserves the right to make revisions/ alterations, at its absolute discretion, without any liability whatsoever.

1 BEDROOM APARTMENT

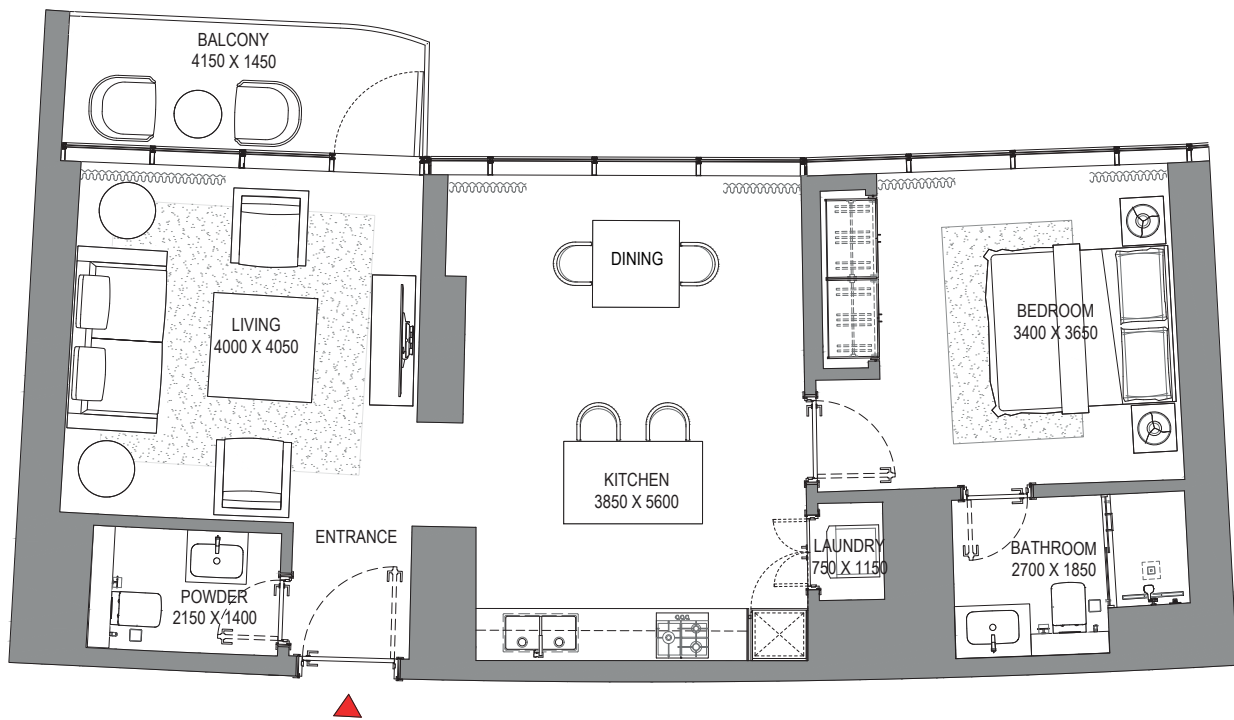
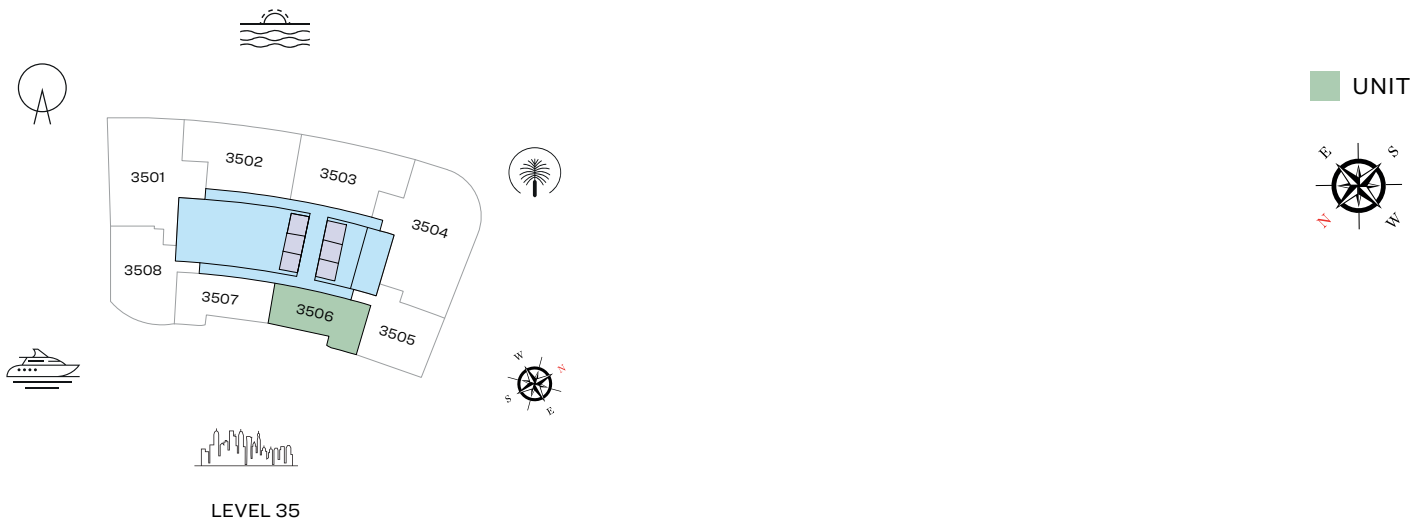
TYPE A (with powder room + balcony)

TOTAL SALEABLE AREA

SUITE = 800.30 SQ.FT.

BALCONY = 70.72 SQ.FT.

TOTAL = 871.02 SQ.FT.



List of unit numbers with this unit plan:

VIEWS

Marina, Marina Skyline
3506

Disclaimer: 1. All dimensions are in metric, measured to wall finishes. 2. All materials, dimensions & drawings are approximate. 3. Information is subject to change without notice, at developer's absolute discretion. 4. Actual area may vary from the stated area. 5. Drawing are not to scale. 6. All images used are for illustrative purpose only and do not represent the actual size, features, specifications, fittings and furnishings. 7. The developer reserves the right to make revisions/ alterations, at its absolute discretion, without any liability whatsoever.

1 BEDROOM APARTMENT

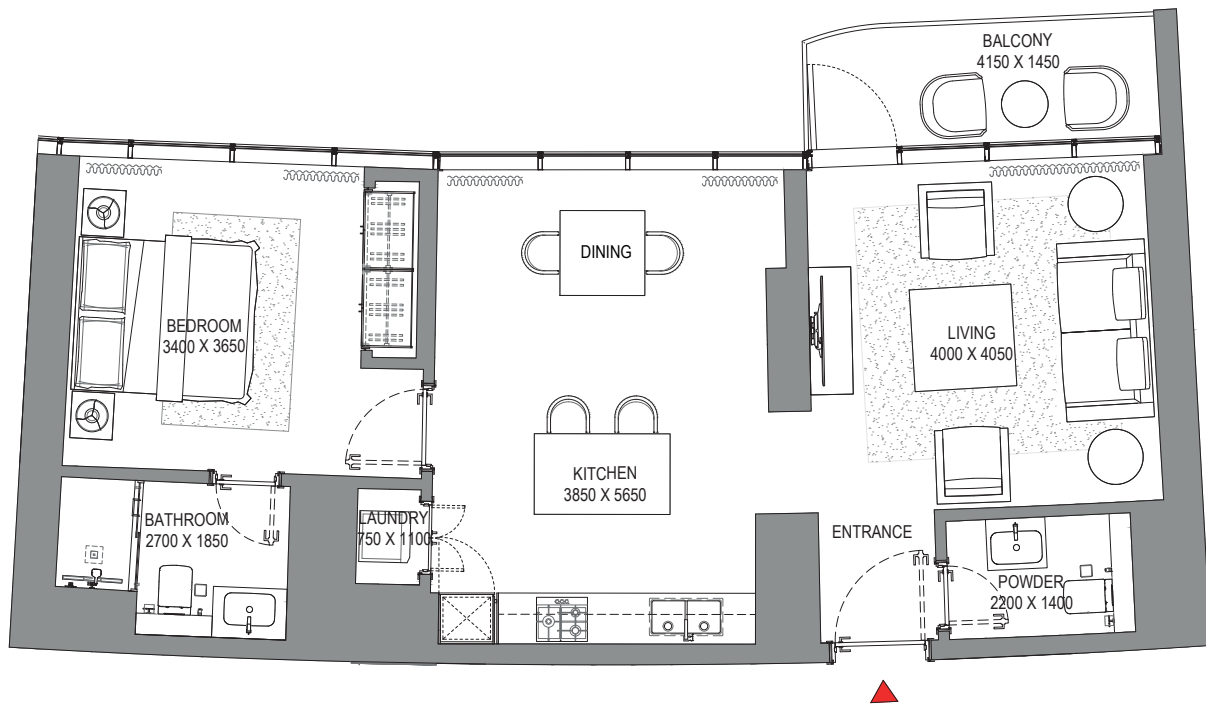
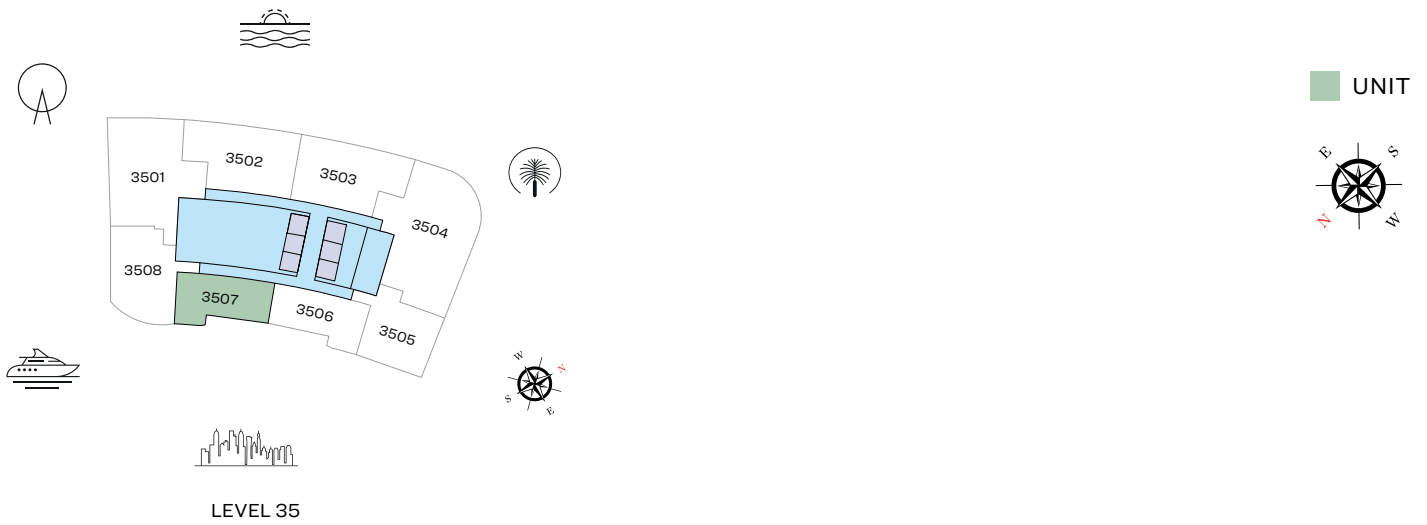
TYPE B (with powder room + balcony)

TOTAL SALEABLE AREA

SUITE = 799.33 SQ.FT.

BALCONY = 68.57 SQ.FT.

TOTAL = 867.9 SQ.FT.



List of unit numbers with this unit plan:

VIEWS

Marina, Marina Skyline
3507

Disclaimer: 1. All dimensions are in metric, measured to wall finishes. 2. All materials, dimensions & drawings are approximate. 3. Information is subject to change without notice, at developer's absolute discretion. 4. Actual area may vary from the stated area. 5. Drawing are not to scale. 6. All images used are for illustrative purpose only and do not represent the actual size, features, specifications, fittings and furnishings. 7. The developer reserves the right to make revisions/ alterations, at its absolute discretion, without any liability whatsoever.

1 BEDROOM APARTMENT

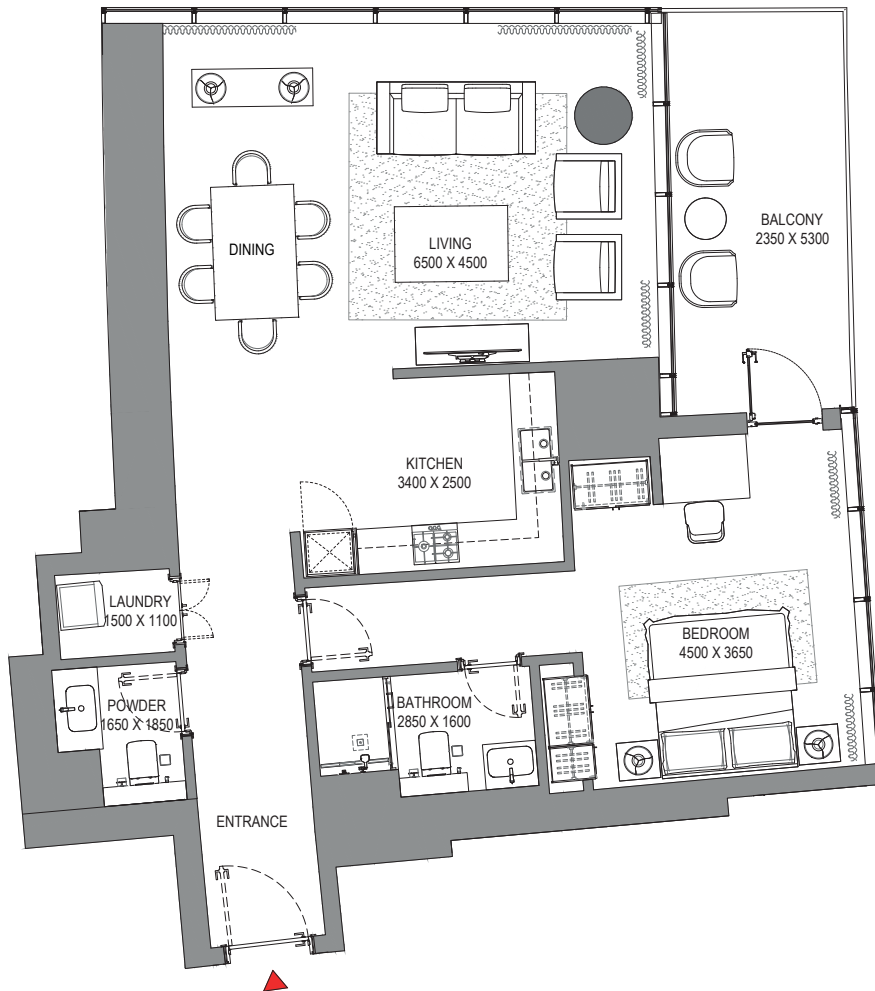
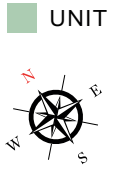
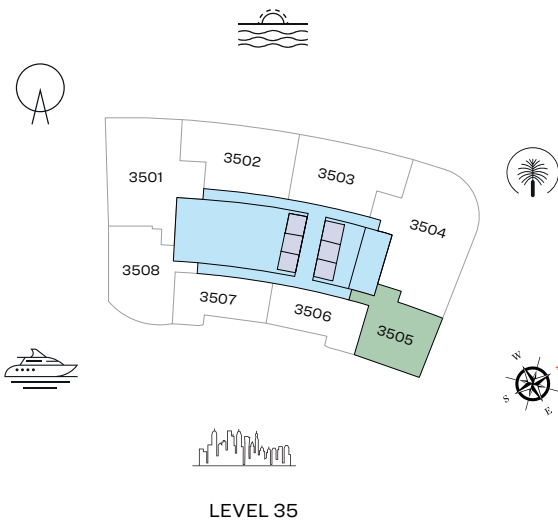
TYPE C (with powder room + balcony)

TOTAL SALEABLE AREA

SUITE = 988.34 SQ.FT.

BALCONY = 139.39 SQ.FT.

TOTAL = 1,127.73SQ.FT.



List of unit numbers with this unit plan:

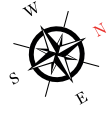
VIEWS

Marina, Marina Skyline
3505

Disclaimer: 1. All dimensions are in metric, measured to wall finishes. 2. All materials, dimensions & drawings are approximate. 3. Information is subject to change without notice, at developer's absolute discretion. 4. Actual area may vary from the stated area. 5. Drawing are not to scale. 6. All images used are for illustrative purpose only and do not represent the actual size, features, specifications, fittings and furnishings. 7. The developer reserves the right to make revisions/ alterations, at its absolute discretion, without any liability whatsoever.

FLOOR PLAN LAYOUT

TOWER A



- 1 BED UNIT
- 2 BED UNIT
- 3 BED UNIT
- LOBBIES, CORRIDORS & STAIRS
- LIFTS

Disclaimer: 1. All dimensions are in metric, measured to wall finishes. 2. All materials, dimensions & drawings are approximate. 3. Information is subject to change without notice, at developer's absolute discretion. 4. Actual area may vary from the stated area. 5. Drawing are not to scale. 6. All images used are for illustrative purpose only and do not represent the actual size, features, specifications, fittings and furnishings. 7. The developer reserves the right to make revisions/ alterations, at its absolute discretion, without any liability whatsoever.

3 BEDROOM APARTMENT

TYPE A (with maid room and powder room + balcony)

TOTAL SALEABLE AREA

SUITE = 1,914.25 SQ.FT.

BALCONY = 184.17 SQ.FT.

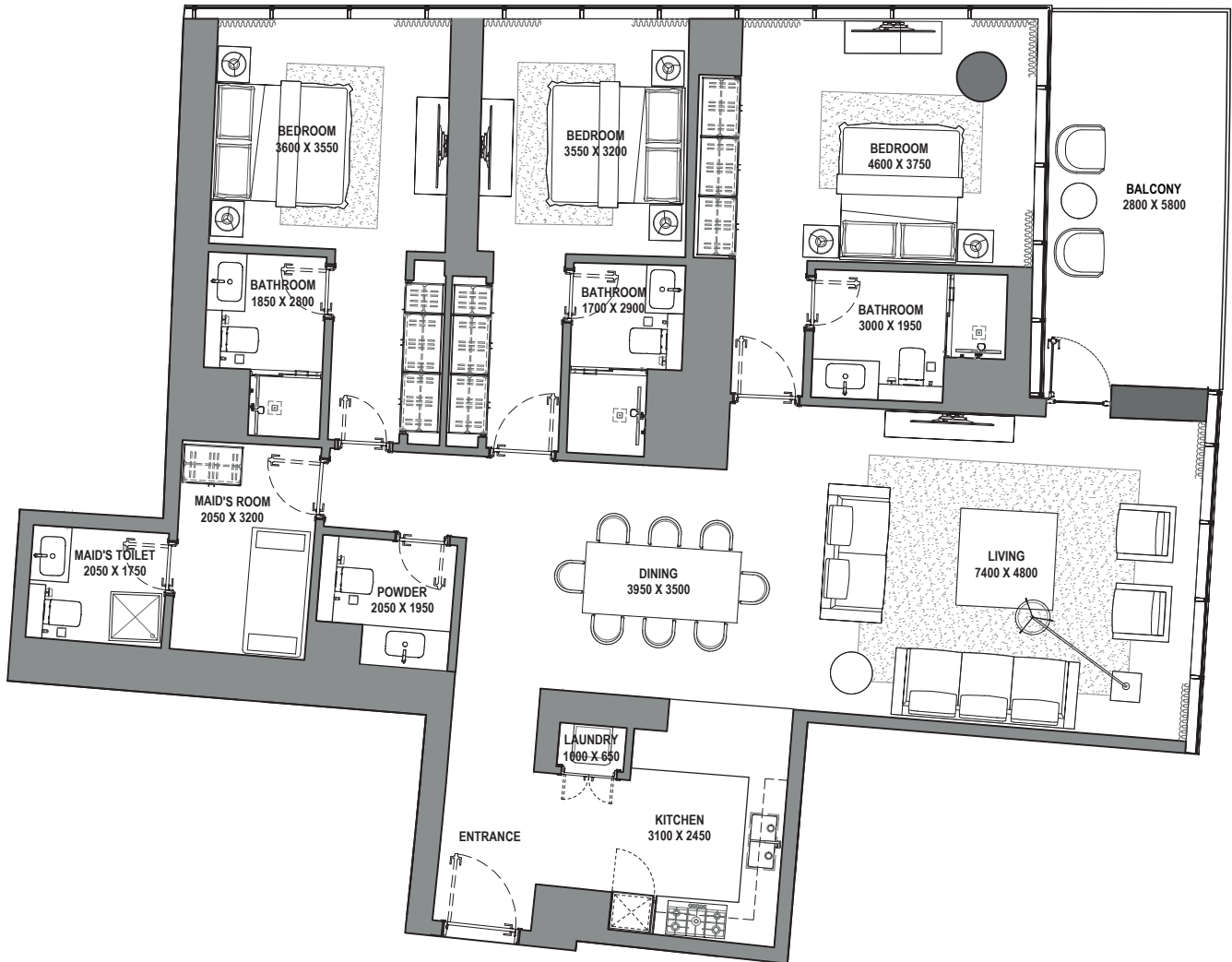
TOTAL = 2,098.42 SQ.FT.



UNIT



LEVEL 36



List of unit numbers with this unit plan:

VIEWS

Blue waters, Ain Dubai, Palm Jumeirah, Harbour, JBR Beach, Marina, Sea, Marina Skyline, Skydive 3601

Disclaimer: 1. All dimensions are in metric, measured to wall finishes. 2. All materials, dimensions & drawings are approximate. 3. Information is subject to change without notice, at developer's absolute discretion. 4. Actual area may vary from the stated area. 5. Drawing are not to scale. 6. All images used are for illustrative purpose only and do not represent the actual size, features, specifications, fittings and furnishings. 7. The developer reserves the right to make revisions/ alterations, at its absolute discretion, without any liability whatsoever.

3 BEDROOM APARTMENT

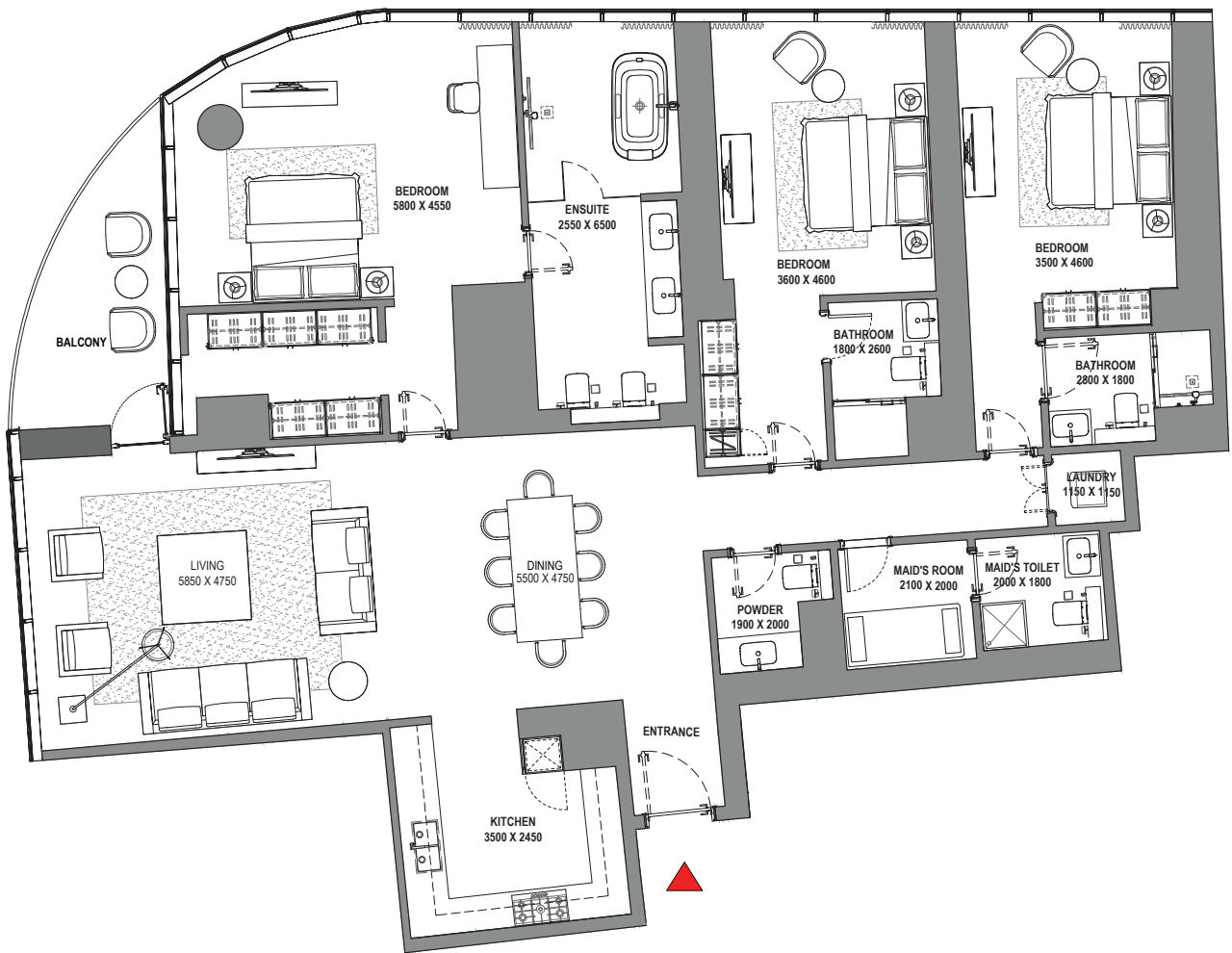

TYPE C (with maid room and powder room + balcony)

TOTAL SALEABLE AREA

SUITE = 2,385.93 SQ.FT.

BALCONY = 118.73 SQ.FT.

TOTAL = 2,504.66 SQ.FT.



List of unit numbers with this unit plan:

VIEWS

Palm Jumeirah, Harbour, Sea, Skydive
3604

Disclaimer: 1. All dimensions are in metric, measured to wall finishes. 2. All materials, dimensions & drawings are approximate. 3. Information is subject to change without notice, at developer's absolute discretion. 4. Actual area may vary from the stated area. 5. Drawing are not to scale. 6. All images used are for illustrative purpose only and do not represent the actual size, features, specifications, fittings and furnishings. 7. The developer reserves the right to make revisions/ alterations, at its absolute discretion, without any liability whatsoever.

2 BEDROOM APARTMENT

TYPE A (with powder room + balcony)

TOTAL SALEABLE AREA

SUITE = 1,270.03 SQ.FT.

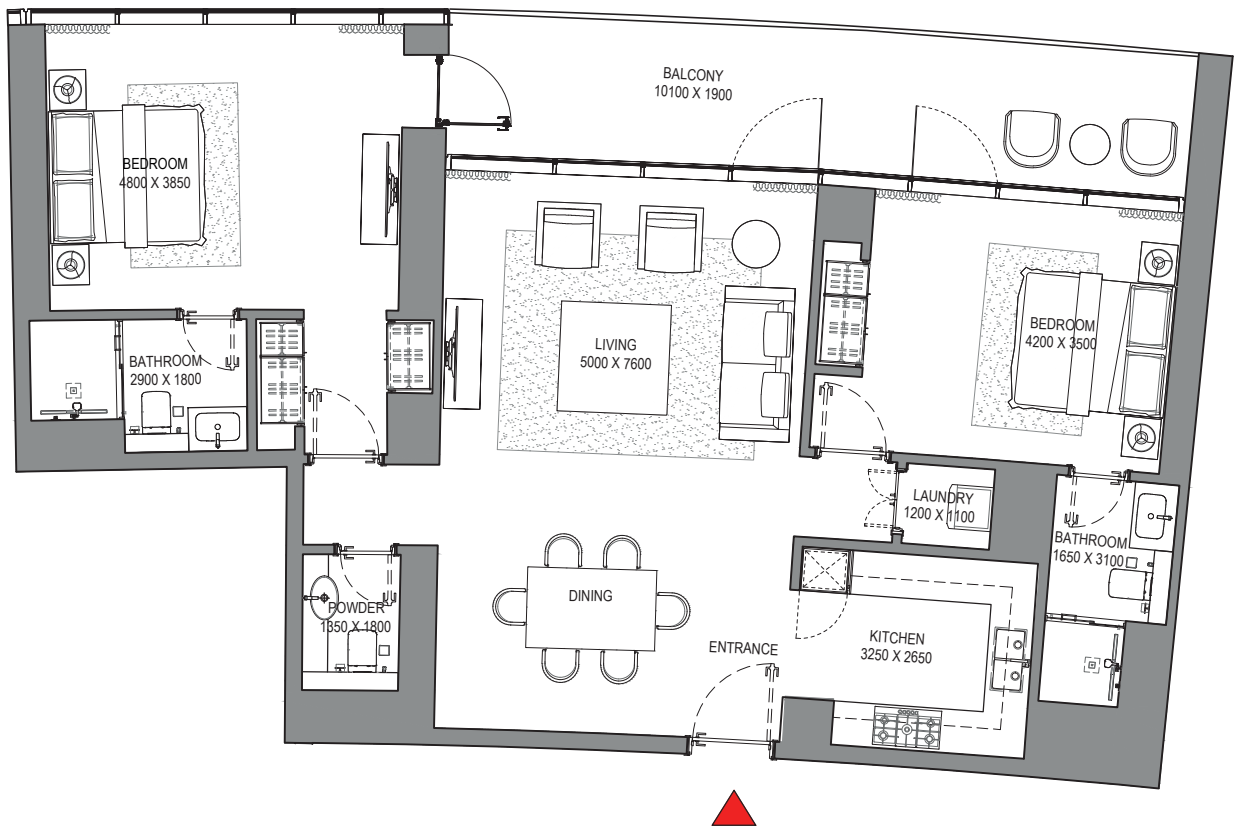
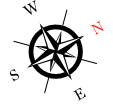
BALCONY = 232.39 SQ.FT.

TOTAL = 1,502.42 SQ.FT.



LEVEL 36

UNIT



List of unit numbers with this unit plan:

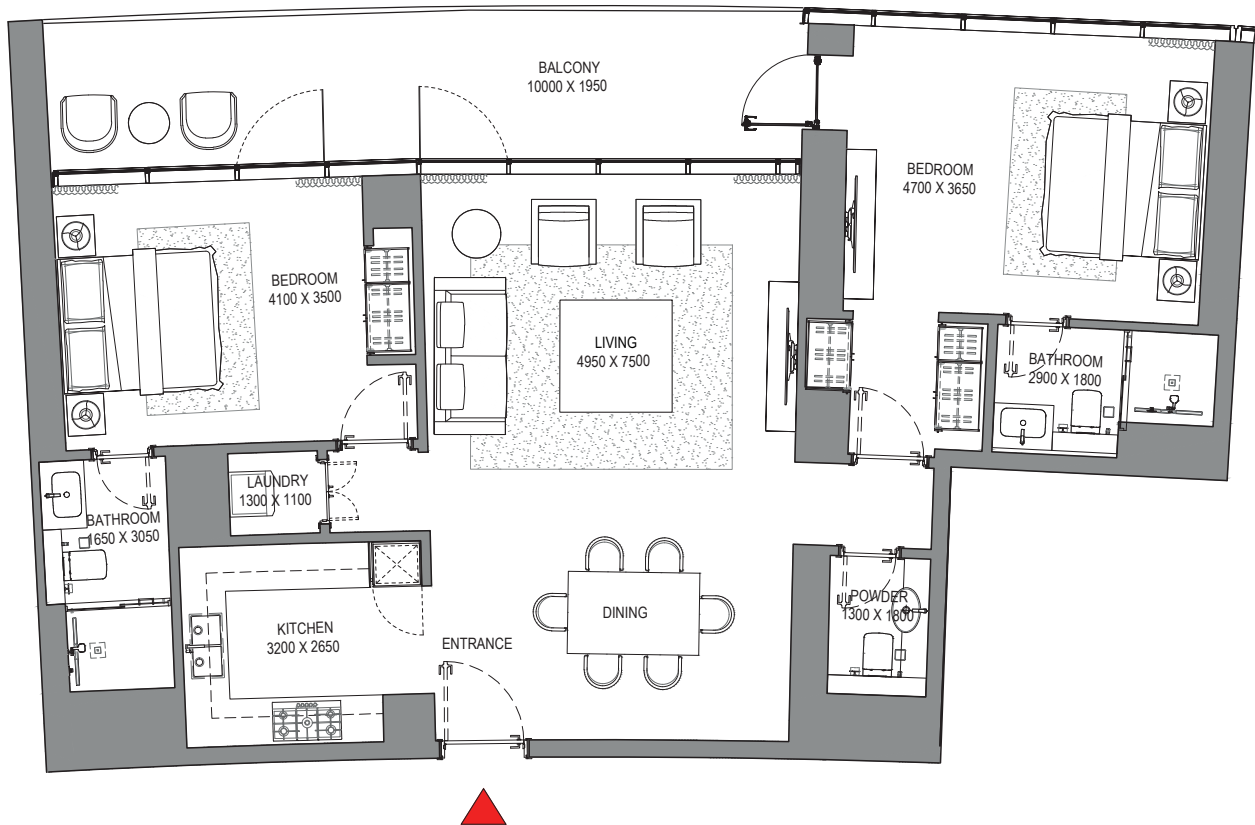
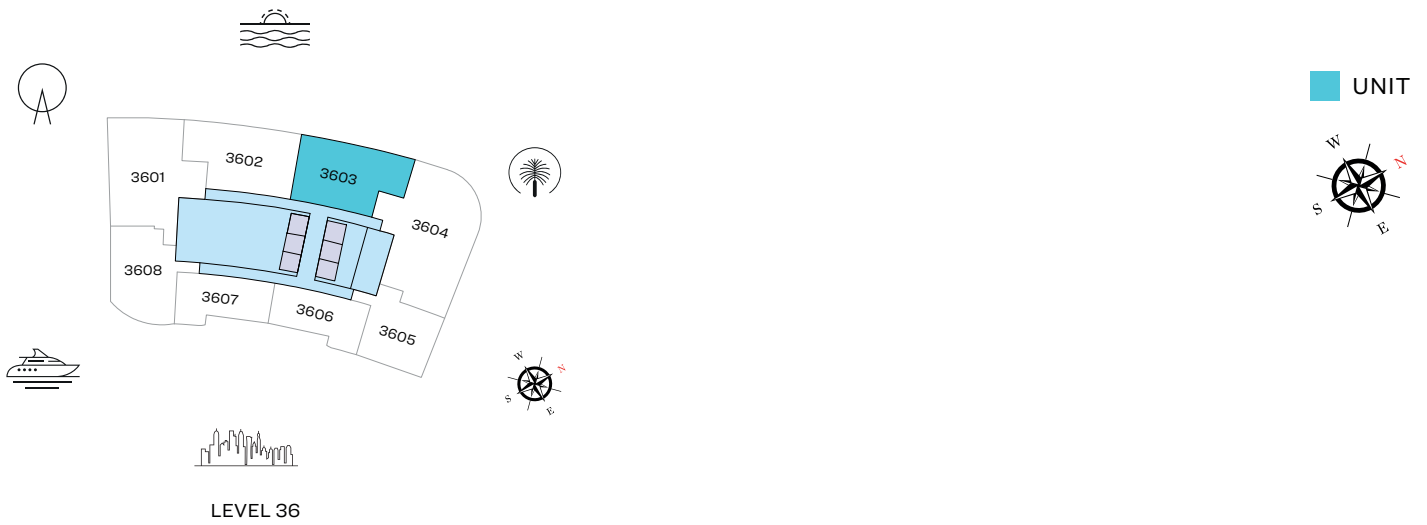
VIEWS

Blue waters, Ain Dubai, Palm Jumeirah, Harbour, Sea, Skydive
3602

Disclaimer: 1. All dimensions are in metric, measured to wall finishes. 2. All materials, dimensions & drawings are approximate. 3. Information is subject to change without notice, at developer's absolute discretion. 4. Actual area may vary from the stated area. 5. Drawing are not to scale. 6. All images used are for illustrative purpose only and do not represent the actual size, features, specifications, fittings and furnishings. 7. The developer reserves the right to make revisions/ alterations, at its absolute discretion, without any liability whatsoever.

2 BEDROOM APARTMENT
TYPE B (with powder room + balcony)

TOTAL SALEABLE AREA
 SUITE = 1,252.38 SQ.FT.
 BALCONY = 235.62 SQ.FT.
 TOTAL = 1,488.00 SQ.FT.



List of unit numbers with this unit plan:

VIEWS

Palm Jumeirah, Harbour, Sea, Skydive
 3603

Disclaimer: 1. All dimensions are in metric, measured to wall finishes. 2. All materials, dimensions & drawings are approximate. 3. Information is subject to change without notice, at developer's absolute discretion. 4. Actual area may vary from the stated area. 5. Drawing are not to scale. 6. All images used are for illustrative purpose only and do not represent the actual size, features, specifications, fittings and furnishings. 7. The developer reserves the right to make revisions/ alterations, at its absolute discretion, without any liability whatsoever.

2 BEDROOM APARTMENT

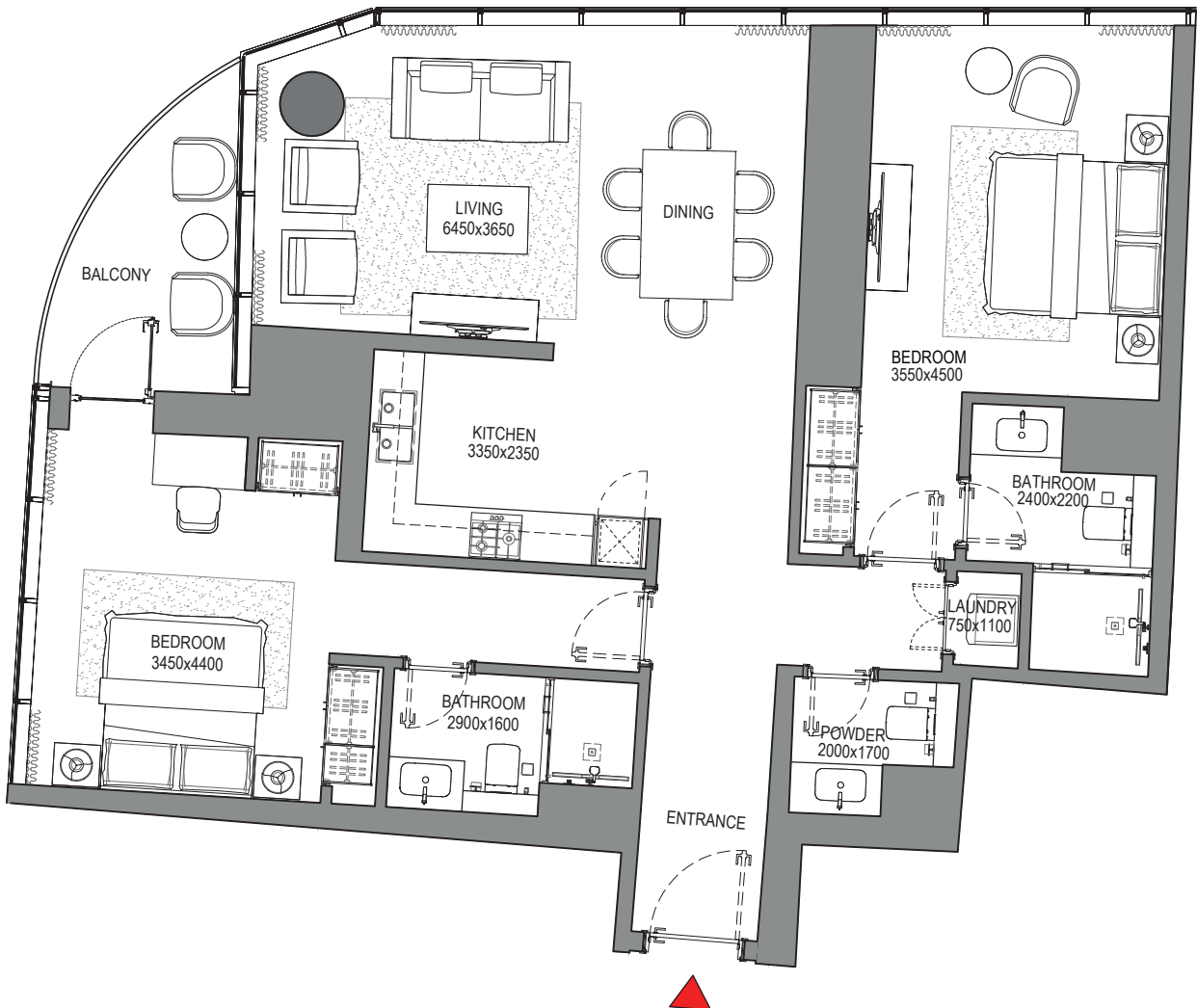
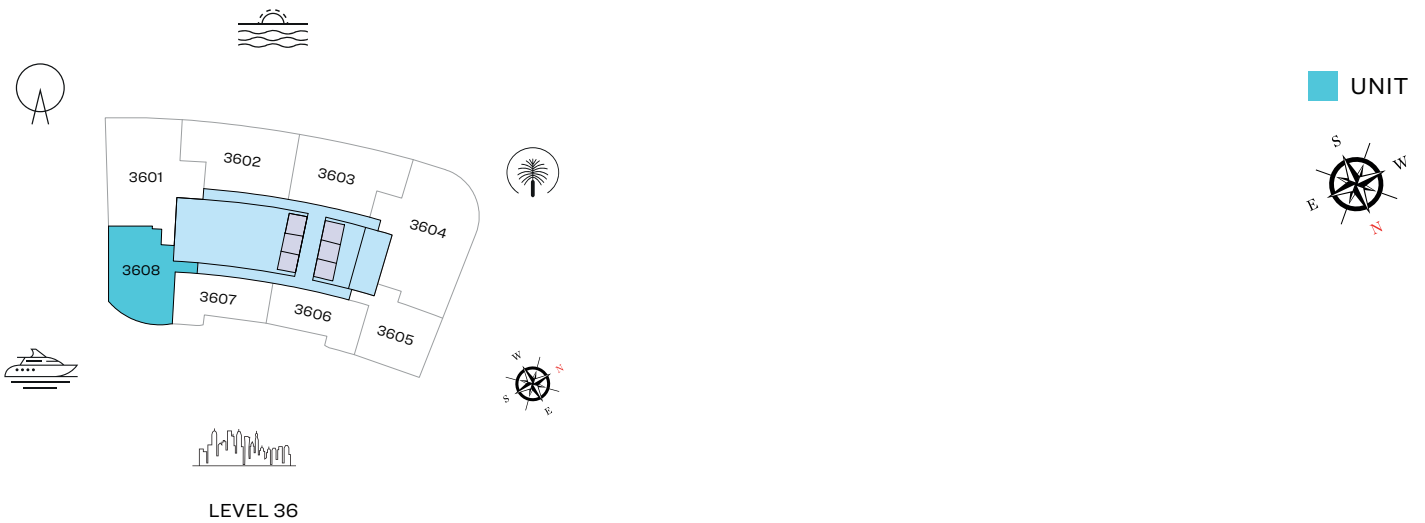
TYPE D (with powder room + balcony)

TOTAL SALEABLE AREA

SUITE = 1,239.68 SQ.FT.

BALCONY = 78.25 SQ.FT.

TOTAL = 1,317.93 SQ.FT.



List of unit numbers with this unit plan:

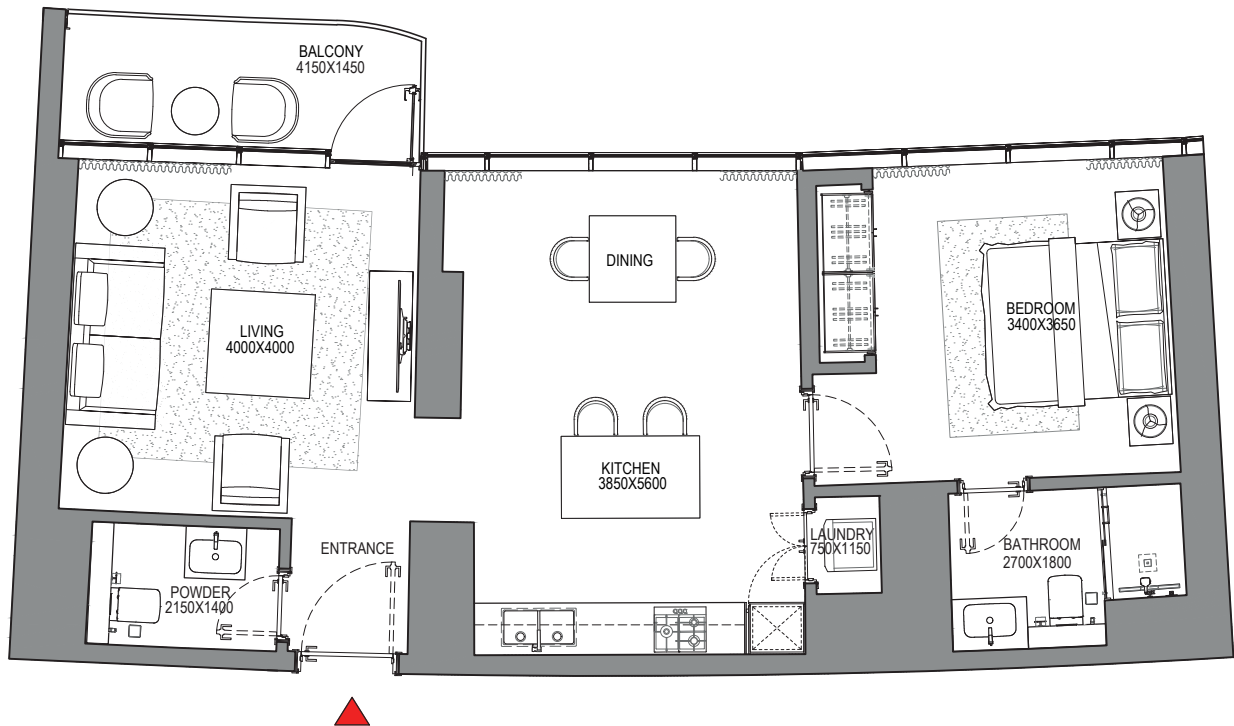
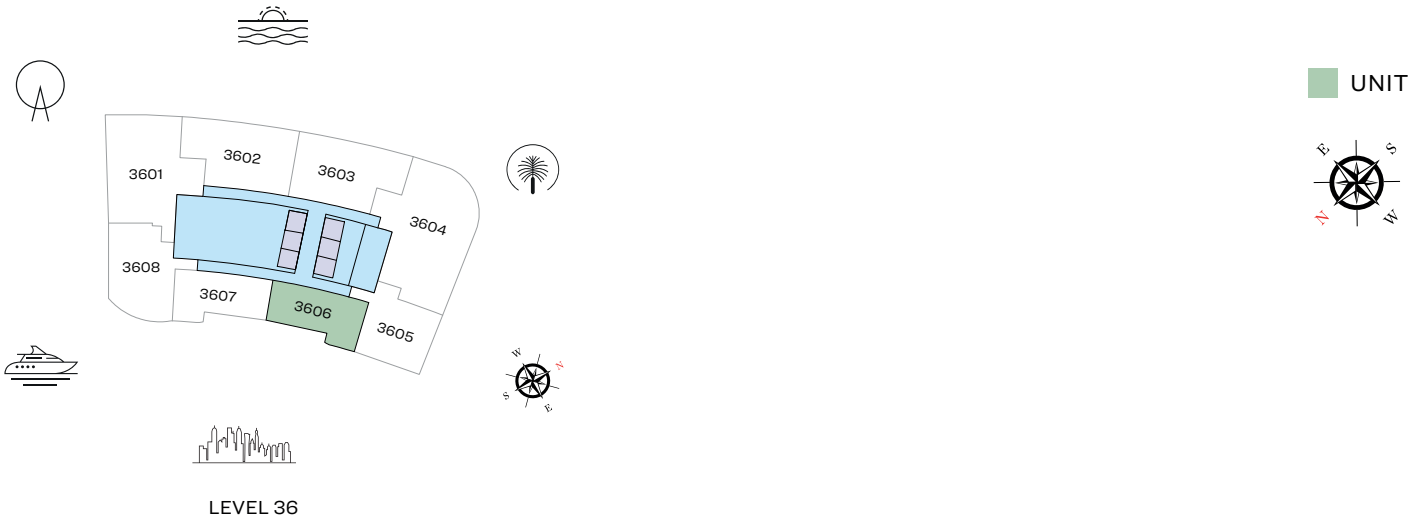
VIEWS

Blue waters, Ain Dubai, JBR Beach, Marina, Sea
3608

Disclaimer: 1. All dimensions are in metric, measured to wall finishes. 2. All materials, dimensions & drawings are approximate. 3. Information is subject to change without notice, at developer's absolute discretion. 4. Actual area may vary from the stated area. 5. Drawing are not to scale. 6. All images used are for illustrative purpose only and do not represent the actual size, features, specifications, fittings and furnishings. 7. The developer reserves the right to make revisions/ alterations, at its absolute discretion, without any liability whatsoever.

1 BEDROOM APARTMENT
TYPE A (with powder room + balcony)

TOTAL SALEABLE AREA
 SUITE = 801.05 SQ.FT.
 BALCONY = 70.83 SQ.FT.
 TOTAL = 871.88 SQ.FT.



List of unit numbers with this unit plan:

VIEWS

Marina, Marina Skyline
 3606

Disclaimer: 1. All dimensions are in metric, measured to wall finishes. 2. All materials, dimensions & drawings are approximate. 3. Information is subject to change without notice, at developer's absolute discretion. 4. Actual area may vary from the stated area. 5. Drawing are not to scale. 6. All images used are for illustrative purpose only and do not represent the actual size, features, specifications, fittings and furnishings. 7. The developer reserves the right to make revisions/ alterations, at its absolute discretion, without any liability whatsoever.

1 BEDROOM APARTMENT

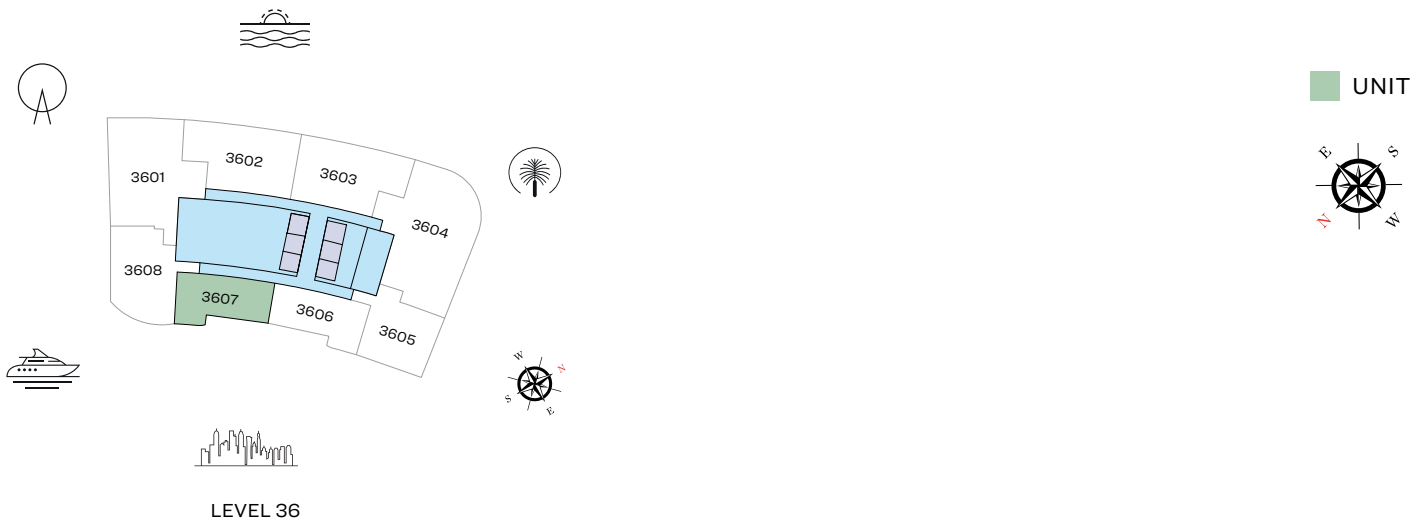
TYPE B (with powder room + balcony)

TOTAL SALEABLE AREA

SUITE = 799.33 SQ.FT.

BALCONY = 68.57 SQ.FT.

TOTAL = 867.9 SQ.FT.



List of unit numbers with this unit plan:

VIEWS

Marina, Marina Skyline
3607

Disclaimer: 1. All dimensions are in metric, measured to wall finishes. 2. All materials, dimensions & drawings are approximate. 3. Information is subject to change without notice, at developer's absolute discretion. 4. Actual area may vary from the stated area. 5. Drawing are not to scale. 6. All images used are for illustrative purpose only and do not represent the actual size, features, specifications, fittings and furnishings. 7. The developer reserves the right to make revisions/ alterations, at its absolute discretion, without any liability whatsoever.

1 BEDROOM APARTMENT

TYPE C (with powder room + balcony)

TOTAL SALEABLE AREA

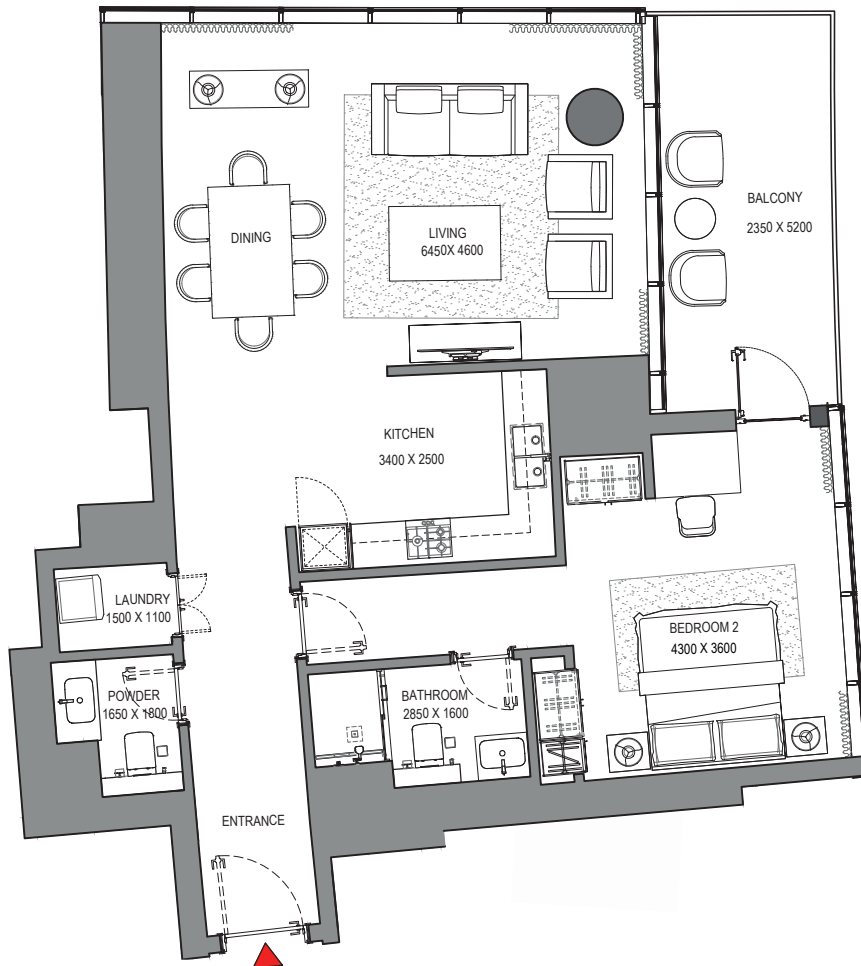
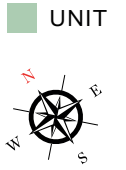
SUITE = 990.49 SQ.FT.

BALCONY = 140.15 SQ.FT.

TOTAL = 1,130.64 SQ.FT.



LEVEL 36



List of unit numbers with this unit plan:

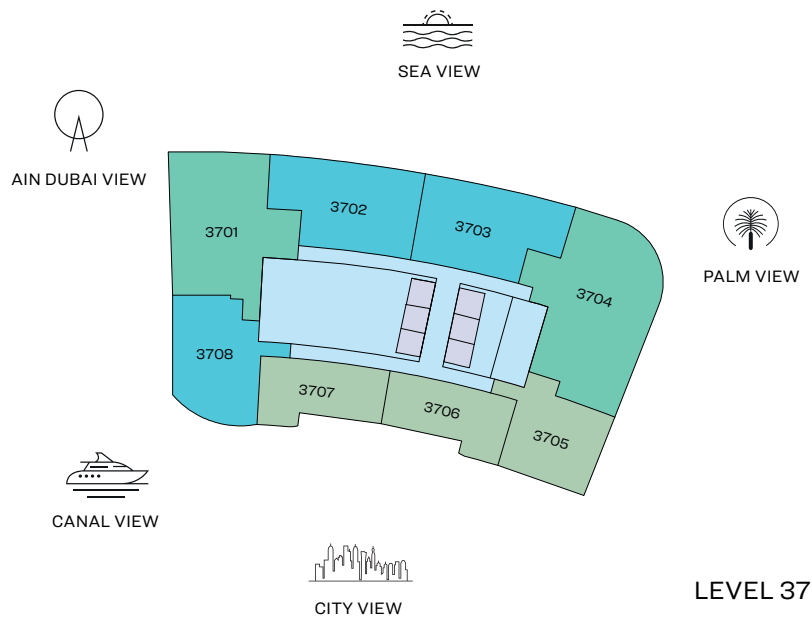
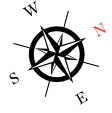
VIEWS

Marina, Marina Skyline
3605

Disclaimer: 1. All dimensions are in metric, measured to wall finishes. 2. All materials, dimensions & drawings are approximate. 3. Information is subject to change without notice, at developer's absolute discretion. 4. Actual area may vary from the stated area. 5. Drawing are not to scale. 6. All images used are for illustrative purpose only and do not represent the actual size, features, specifications, fittings and furnishings. 7. The developer reserves the right to make revisions/ alterations, at its absolute discretion, without any liability whatsoever.

FLOOR PLAN LAYOUT

TOWER A



- 1 BED UNIT
- 2 BED UNIT
- 3 BED UNIT
- LIFTS
- LOBBIES, CORRIDORS & STAIRS

Disclaimer: 1. All dimensions are in metric, measured to wall finishes. 2. All materials, dimensions & drawings are approximate. 3. Information is subject to change without notice, at developer's absolute discretion. 4. Actual area may vary from the stated area. 5. Drawing are not to scale. 6. All images used are for illustrative purpose only and do not represent the actual size, features, specifications, fittings and furnishings. 7. The developer reserves the right to make revisions/ alterations, at its absolute discretion, without any liability whatsoever.

3 BEDROOM APARTMENT

TYPE A (with maid room and powder room + balcony)

TOTAL SALEABLE AREA

SUITE = 1,933.63 SQ.FT.

BALCONY = 183.96 SQ.FT.

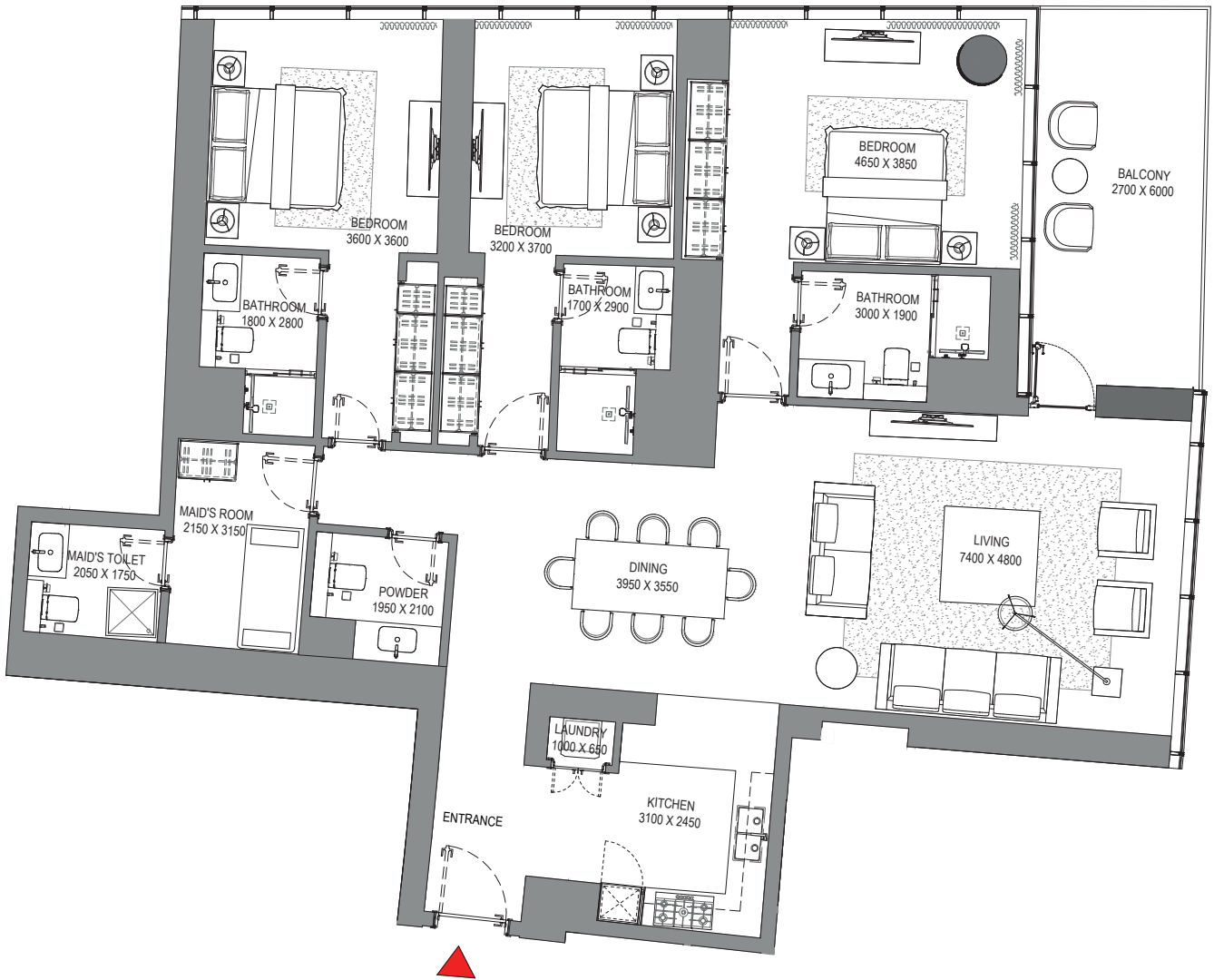
TOTAL = 2,117.59 SQ.FT.



UNIT



LEVEL 37



List of unit numbers with this unit plan:

VIEWS

Blue waters, Ain Dubai, Palm Jumeirah, Harbour, JBR Beach, Marina, Sea, Marina Skyline, Skydive 3701

Disclaimer: 1. All dimensions are in metric, measured to wall finishes. 2. All materials, dimensions & drawings are approximate. 3. Information is subject to change without notice, at developer's absolute discretion. 4. Actual area may vary from the stated area. 5. Drawing are not to scale. 6. All images used are for illustrative purpose only and do not represent the actual size, features, specifications, fittings and furnishings. 7. The developer reserves the right to make revisions/ alterations, at its absolute discretion, without any liability whatsoever.

3 BEDROOM APARTMENT

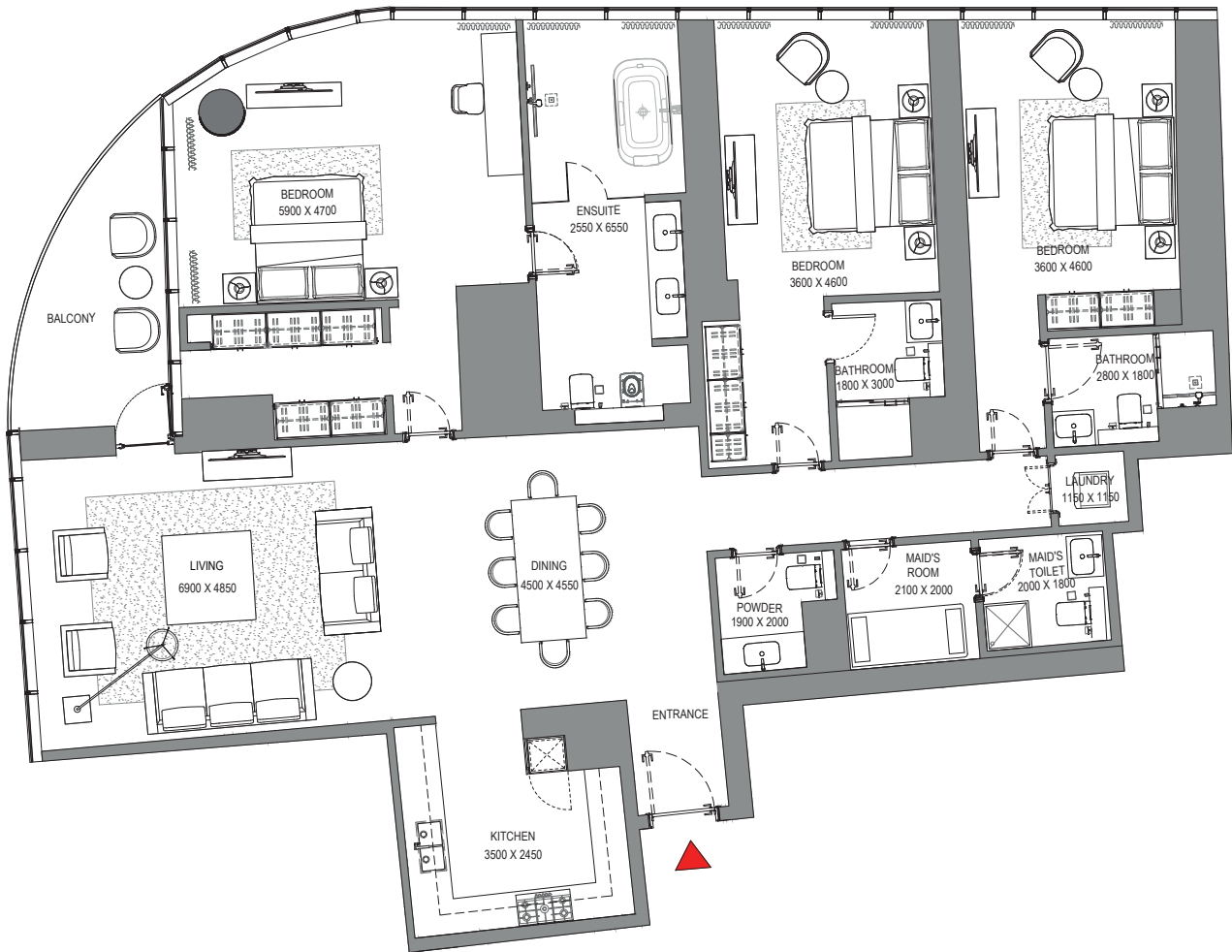

TYPE C (with maid room and powder room + balcony)

TOTAL SALEABLE AREA

SUITE = 2,404.98 SQ.FT.

BALCONY = 123.25 SQ.FT.

TOTAL = 2,528.23 SQ.FT.



List of unit numbers with this unit plan:

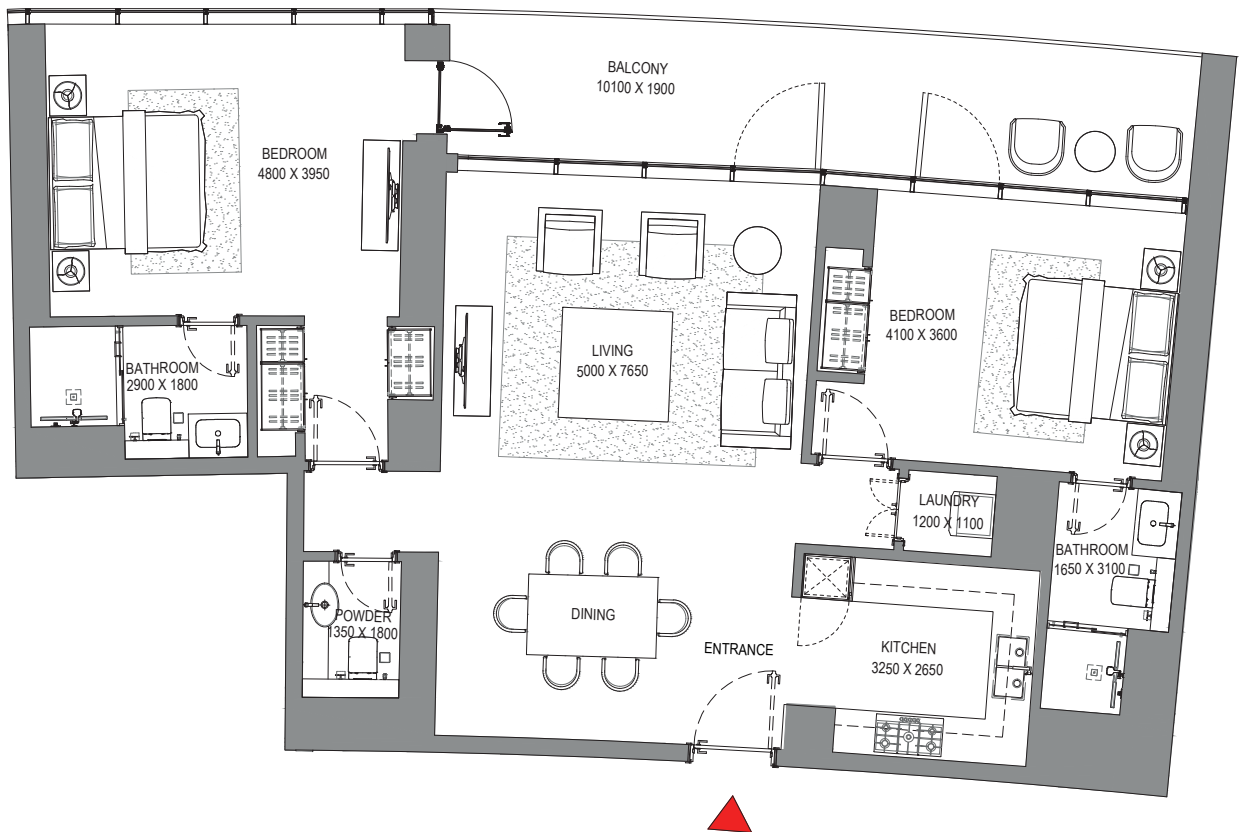
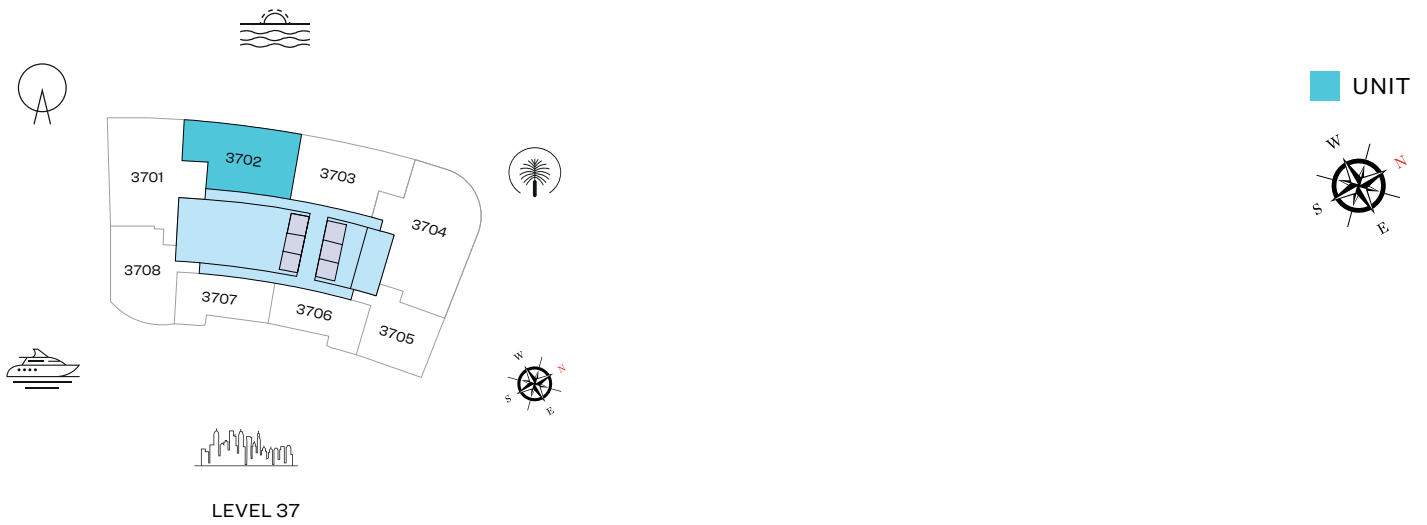
VIEWS

Palm Jumeirah, Harbour, Sea, Skydive
3704

Disclaimer: 1. All dimensions are in metric, measured to wall finishes. 2. All materials, dimensions & drawings are approximate. 3. Information is subject to change without notice, at developer's absolute discretion. 4. Actual area may vary from the stated area. 5. Drawing are not to scale. 6. All images used are for illustrative purpose only and do not represent the actual size, features, specifications, fittings and furnishings. 7. The developer reserves the right to make revisions/ alterations, at its absolute discretion, without any liability whatsoever.

2 BEDROOM APARTMENT
TYPE A (with powder room + balcony)

TOTAL SALEABLE AREA
 SUITE = 1,284.24 SQ.FT.
 BALCONY = 232.61 SQ.FT.
 TOTAL = 1,516.85 SQ.FT.



List of unit numbers with this unit plan:

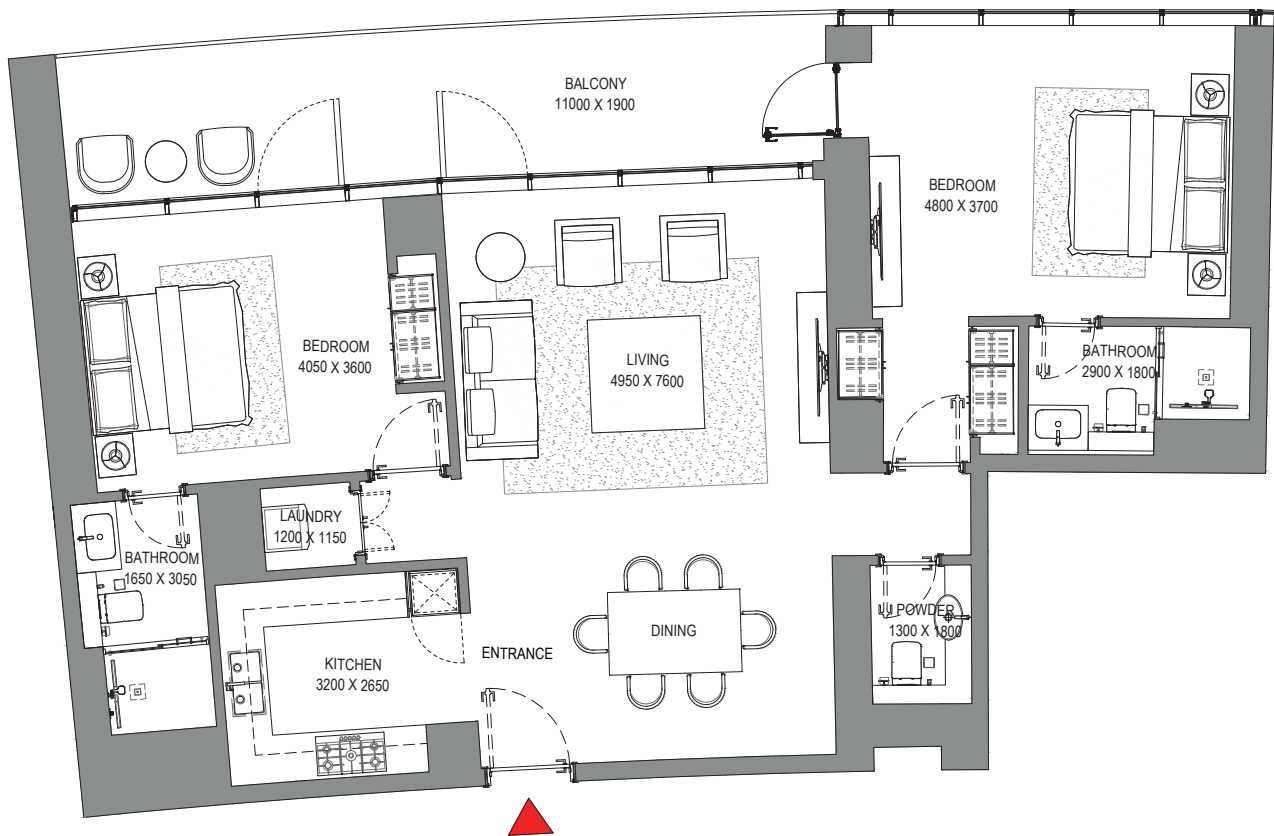
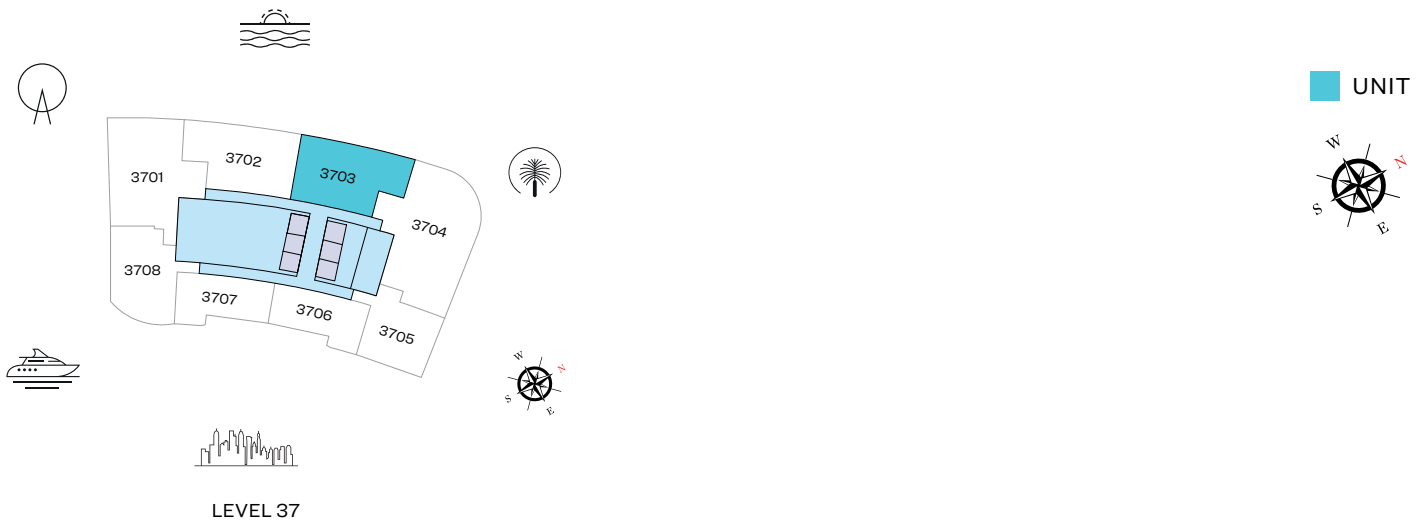
VIEWS

Blue waters, Ain Dubai, Palm Jumeirah, Harbour, Sea, Skydive
 3702

Disclaimer: 1. All dimensions are in metric, measured to wall finishes. 2. All materials, dimensions & drawings are approximate. 3. Information is subject to change without notice, at developer's absolute discretion. 4. Actual area may vary from the stated area. 5. Drawing are not to scale. 6. All images used are for illustrative purpose only and do not represent the actual size, features, specifications, fittings and furnishings. 7. The developer reserves the right to make revisions/ alterations, at its absolute discretion, without any liability whatsoever.

2 BEDROOM APARTMENT
TYPE B (with powder room + balcony)

TOTAL SALEABLE AREA
 SUITE = 1,266.59 SQ.FT.
 BALCONY = 235.73 SQ.FT.
 TOTAL = 1,502.32 SQ.FT.



List of unit numbers with this unit plan:

VIEWS

Palm Jumeirah, Harbour, Sea, Skydive
 3703

Disclaimer: 1. All dimensions are in metric, measured to wall finishes. 2. All materials, dimensions & drawings are approximate. 3. Information is subject to change without notice, at developer's absolute discretion. 4. Actual area may vary from the stated area. 5. Drawing are not to scale. 6. All images used are for illustrative purpose only and do not represent the actual size, features, specifications, fittings and furnishings. 7. The developer reserves the right to make revisions/ alterations, at its absolute discretion, without any liability whatsoever.

2 BEDROOM APARTMENT

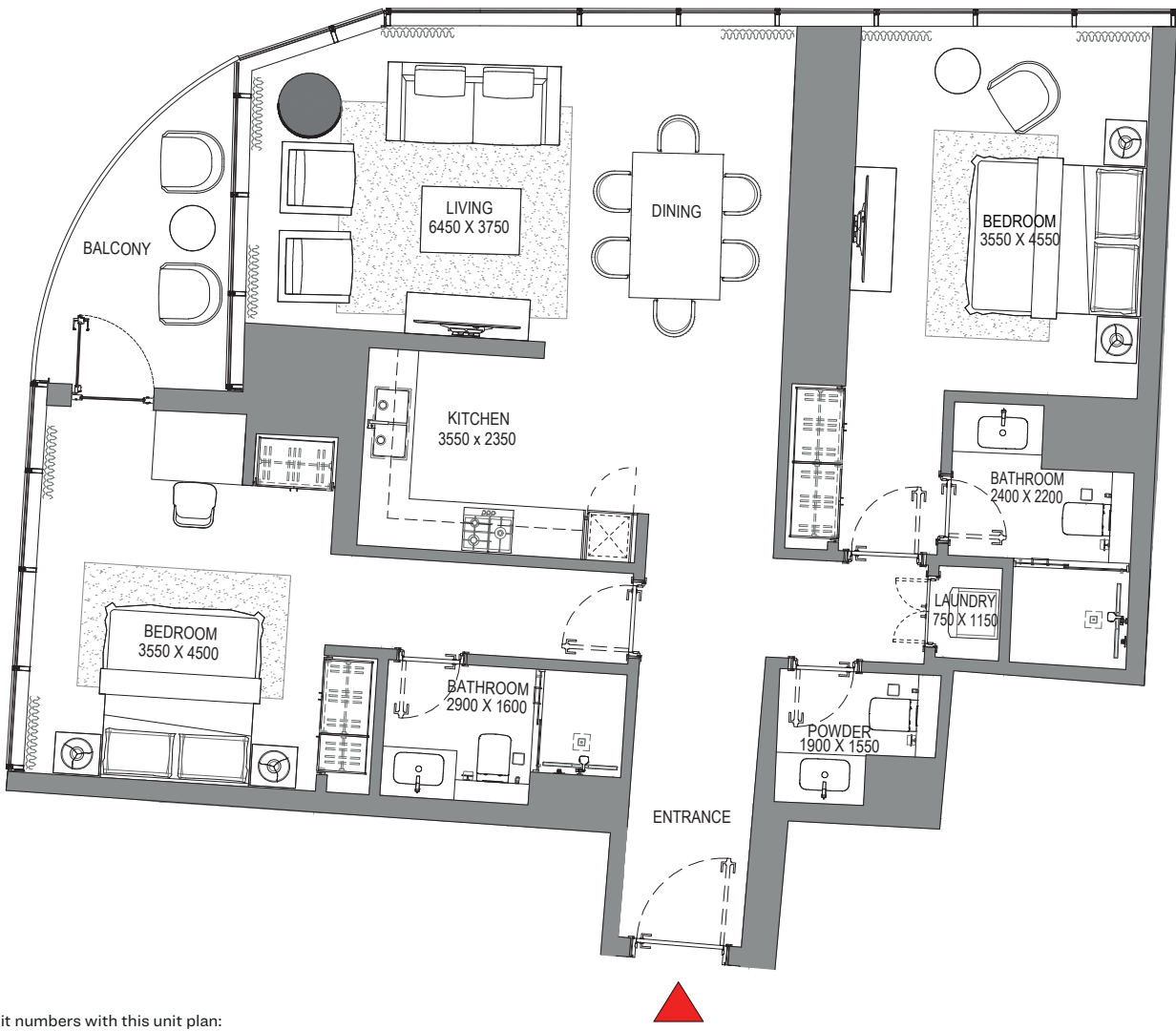
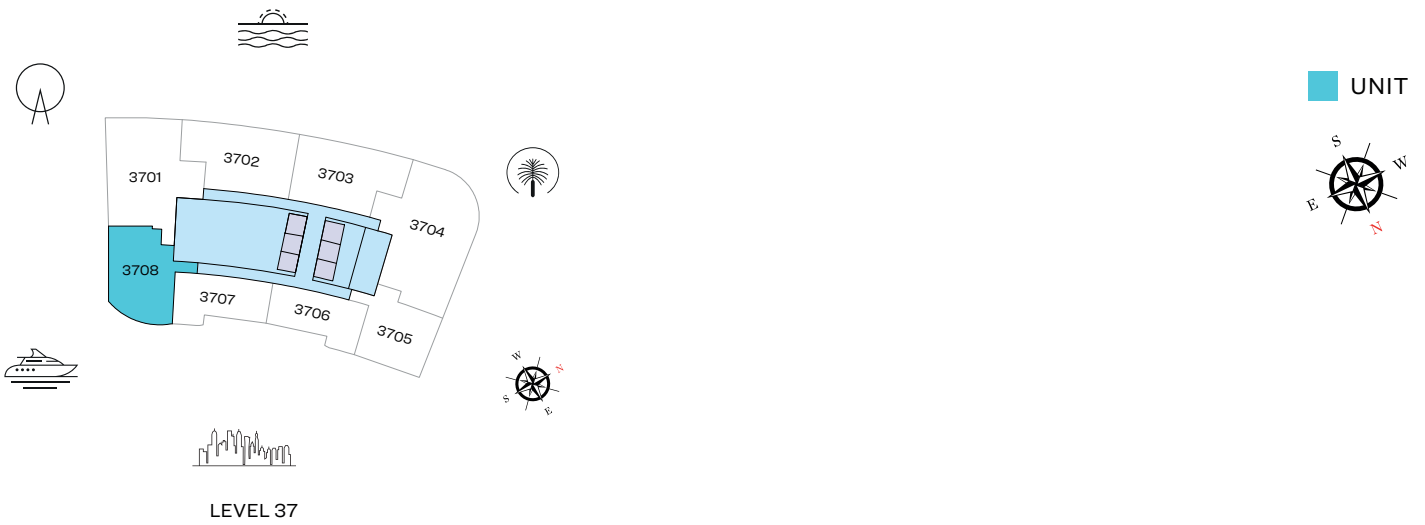
TYPE D (with powder room + balcony)

TOTAL SALEABLE AREA

SUITE = 1,250.34 SQ.FT.

BALCONY = 75.99 SQ.FT.

TOTAL = 1,326.33 SQ.FT.



List of unit numbers with this unit plan:

VIEWS

Blue waters, Ain Dubai, JBR Beach, Marina, Sea
3708

Disclaimer: 1. All dimensions are in metric, measured to wall finishes. 2. All materials, dimensions & drawings are approximate. 3. Information is subject to change without notice, at developer's absolute discretion. 4. Actual area may vary from the stated area. 5. Drawing are not to scale. 6. All images used are for illustrative purpose only and do not represent the actual size, features, specifications, fittings and furnishings. 7. The developer reserves the right to make revisions/ alterations, at its absolute discretion, without any liability whatsoever.

1 BEDROOM APARTMENT

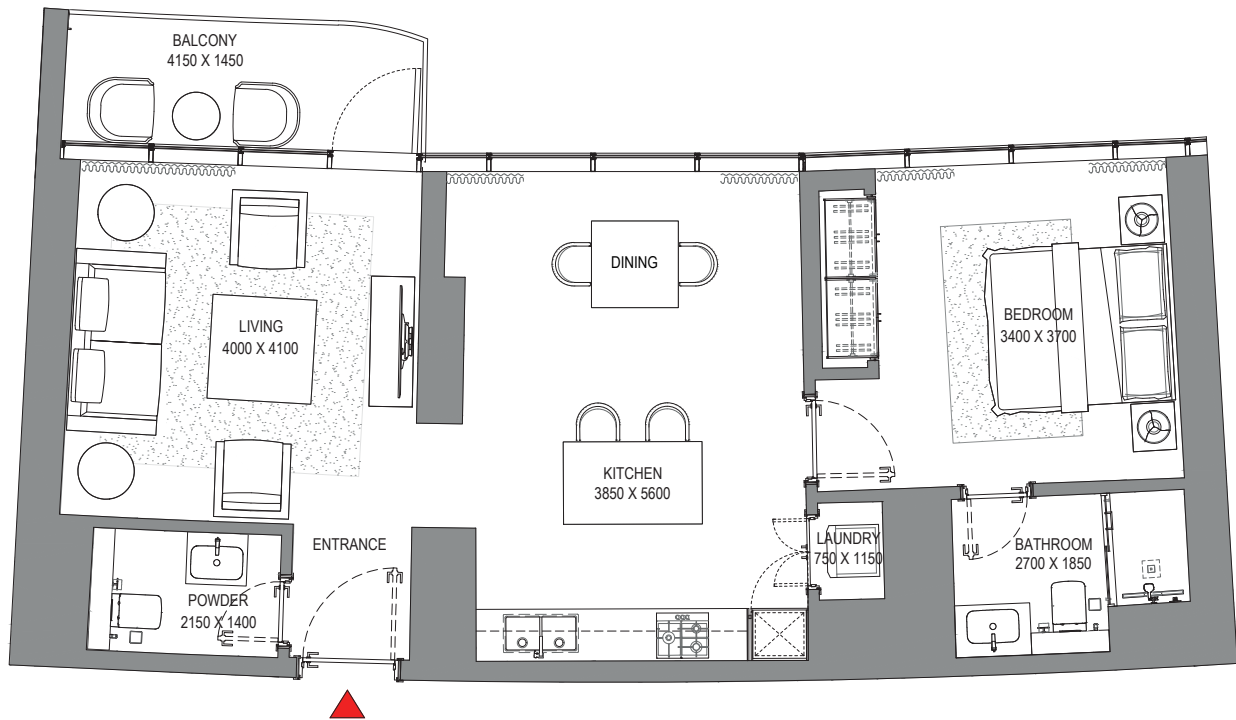
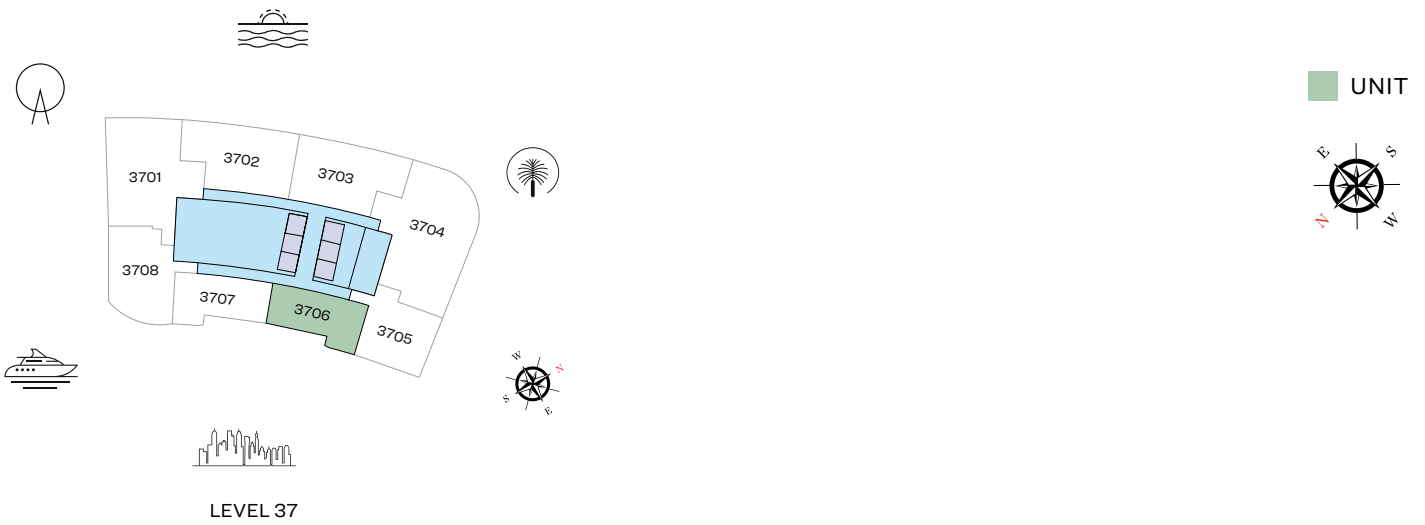
TYPE A (with powder room + balcony)

TOTAL SALEABLE AREA

SUITE = 808.15 SQ.FT.

BALCONY = 70.72 SQ.FT.

TOTAL = 878.87 SQ.FT.



List of unit numbers with this unit plan:

VIEWS

Marina, Marina Skyline
3706

Disclaimer: 1. All dimensions are in metric, measured to wall finishes. 2. All materials, dimensions & drawings are approximate. 3. Information is subject to change without notice, at developer's absolute discretion. 4. Actual area may vary from the stated area. 5. Drawing are not to scale. 6. All images used are for illustrative purpose only and do not represent the actual size, features, specifications, fittings and furnishings. 7. The developer reserves the right to make revisions/ alterations, at its absolute discretion, without any liability whatsoever.

1 BEDROOM APARTMENT

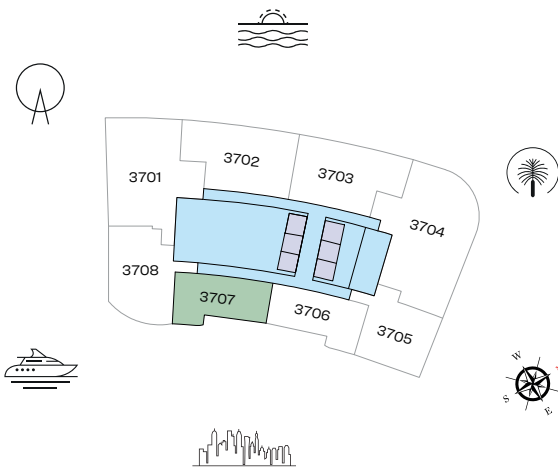
TYPE B (with powder room + balcony)

TOTAL SALEABLE AREA

SUITE = 806.43 SQ.FT.

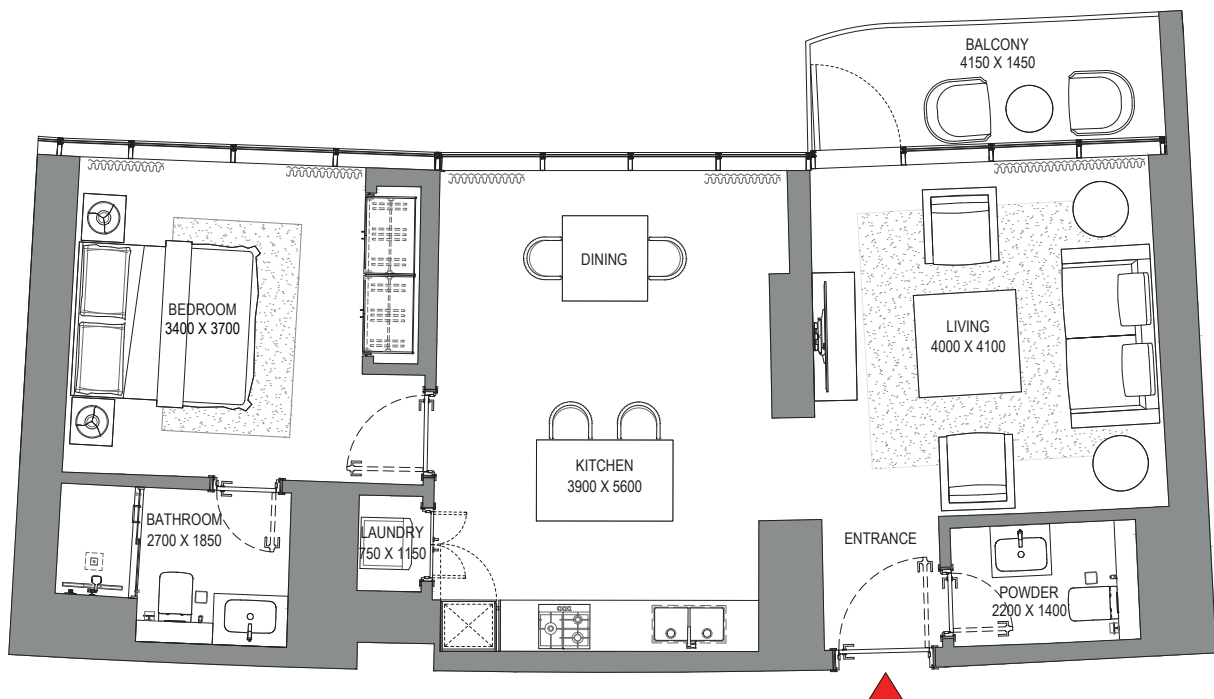
BALCONY = 68.57 SQ.FT.

TOTAL = 875.00 SQ.FT.



LEVEL 37

UNIT



List of unit numbers with this unit plan:

VIEWS

Marina, Marina Skyline
3707

Disclaimer: 1. All dimensions are in metric, measured to wall finishes. 2. All materials, dimensions & drawings are approximate. 3. Information is subject to change without notice, at developer's absolute discretion. 4. Actual area may vary from the stated area. 5. Drawing are not to scale. 6. All images used are for illustrative purpose only and do not represent the actual size, features, specifications, fittings and furnishings. 7. The developer reserves the right to make revisions/ alterations, at its absolute discretion, without any liability whatsoever.

1 BEDROOM APARTMENT

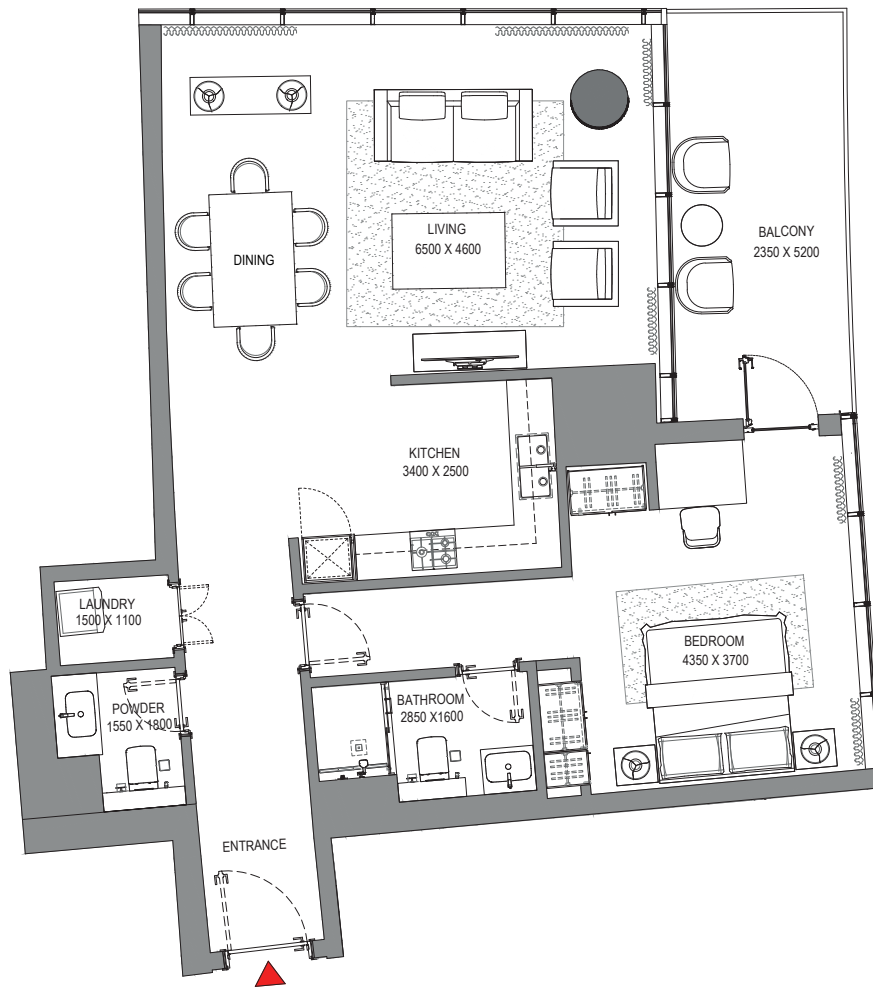
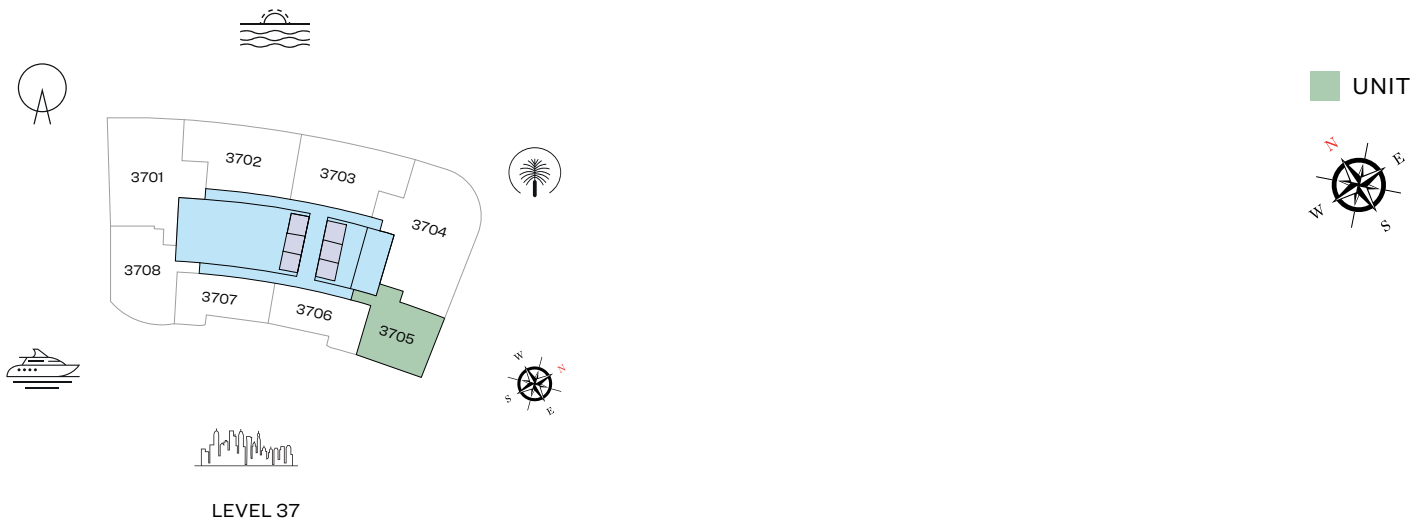
TYPE C (with powder room + balcony)

TOTAL SALEABLE AREA

SUITE = 999.86 SQ.FT.

BALCONY = 142.30 SQ.FT.

TOTAL = 1,142.16 SQ.FT.



List of unit numbers with this unit plan:

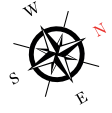
VIEWS

Marina, Marina Skyline
3705

Disclaimer: 1. All dimensions are in metric, measured to wall finishes. 2. All materials, dimensions & drawings are approximate. 3. Information is subject to change without notice, at developer's absolute discretion. 4. Actual area may vary from the stated area. 5. Drawing are not to scale. 6. All images used are for illustrative purpose only and do not represent the actual size, features, specifications, fittings and furnishings. 7. The developer reserves the right to make revisions/ alterations, at its absolute discretion, without any liability whatsoever.

FLOOR PLAN LAYOUT

TOWER A



- 1 BED UNIT
- 2 BED UNIT
- 3 BED UNIT
- LOBBIES, CORRIDORS & STAIRS
- LIFTS

Disclaimer: 1. All dimensions are in metric, measured to wall finishes. 2. All materials, dimensions & drawings are approximate. 3. Information is subject to change without notice, at developer's absolute discretion. 4. Actual area may vary from the stated area. 5. Drawing are not to scale. 6. All images used are for illustrative purpose only and do not represent the actual size, features, specifications, fittings and furnishings. 7. The developer reserves the right to make revisions/ alterations, at its absolute discretion, without any liability whatsoever.

3 BEDROOM APARTMENT

TYPE A (with maid room and powder room + balcony)

TOTAL SALEABLE AREA

SUITE = 1,948.91 SQ.FT.

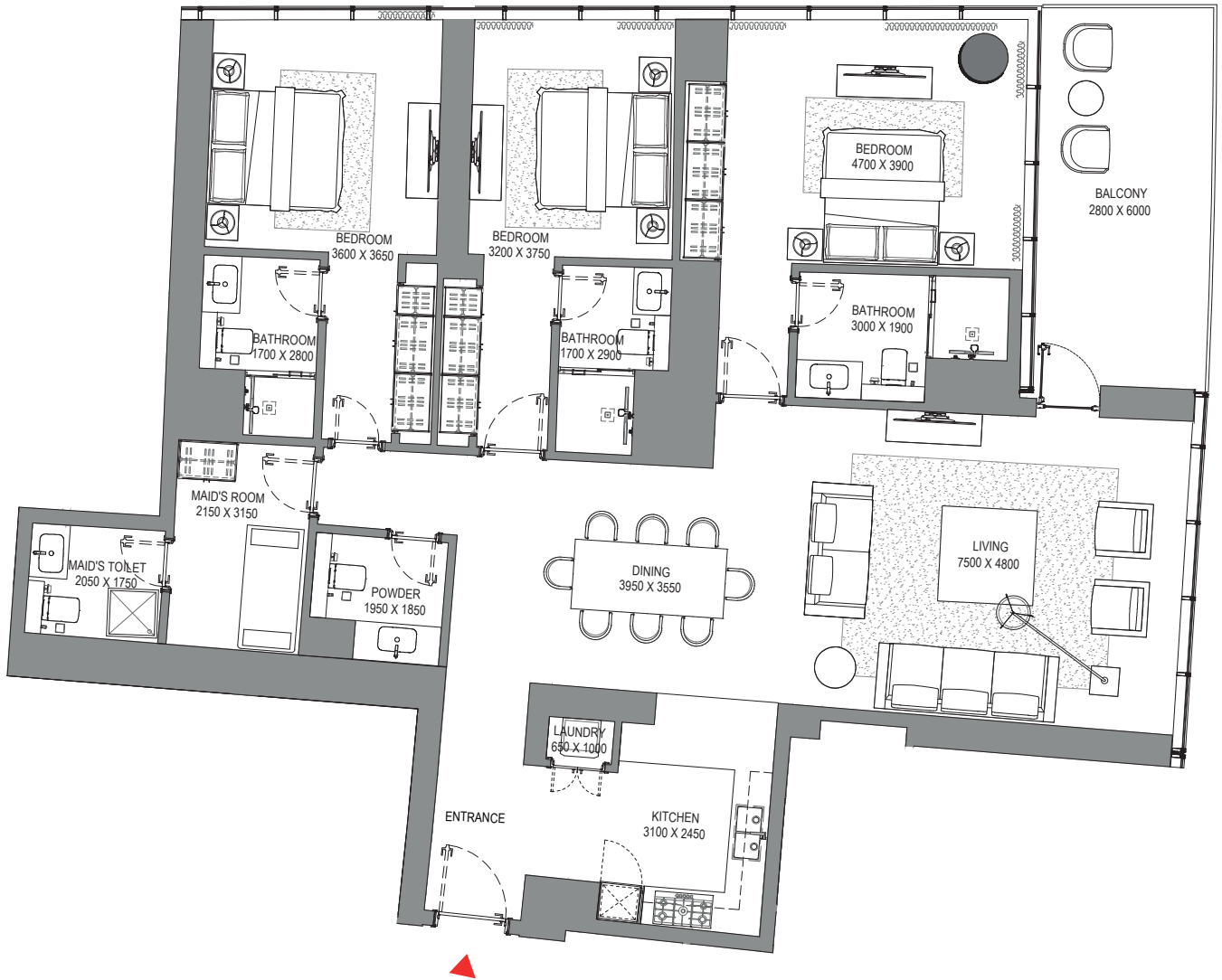
BALCONY = 190.84 SQ.FT.

TOTAL = 2,139.75 SQ.FT.



LEVEL 38

UNIT



List of unit numbers with this unit plan:

VIEWS

Blue waters, Ain Dubai, Palm Jumeirah, Harbour, JBR Beach, Marina, Sea, Marina Skyline, Skydive 3801

Disclaimer: 1. All dimensions are in metric, measured to wall finishes. 2. All materials, dimensions & drawings are approximate. 3. Information is subject to change without notice, at developer's absolute discretion. 4. Actual area may vary from the stated area. 5. Drawing are not to scale. 6. All images used are for illustrative purpose only and do not represent the actual size, features, specifications, fittings and furnishings. 7. The developer reserves the right to make revisions/ alterations, at its absolute discretion, without any liability whatsoever.

3 BEDROOM APARTMENT

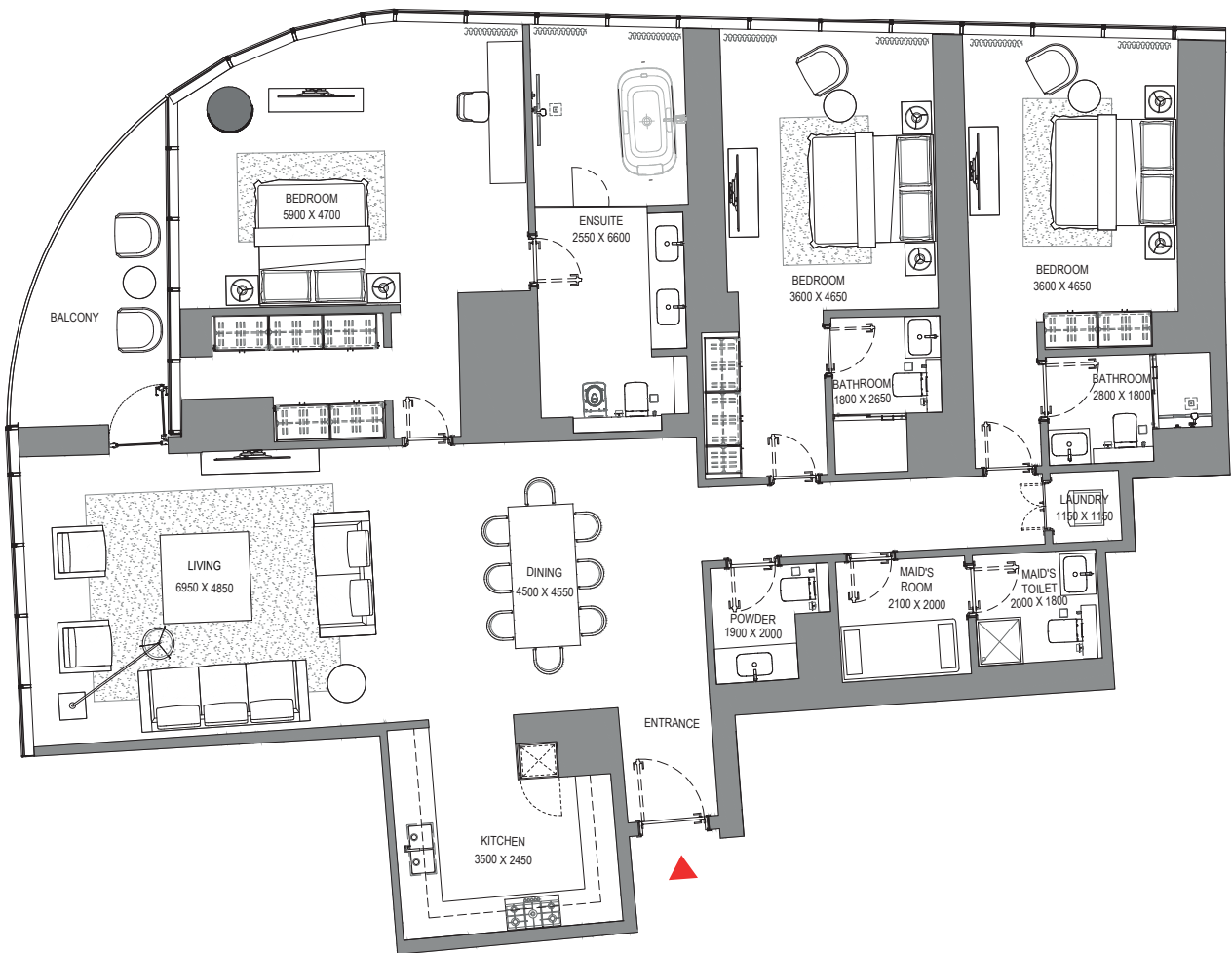

TYPE C (with maid room and powder room + balcony)

TOTAL SALEABLE AREA

SUITE = 2,424.14 SQ.FT.

BALCONY = 118.62 SQ.FT.

TOTAL = 2,542.76 SQ.FT.



List of unit numbers with this unit plan:

VIEWS

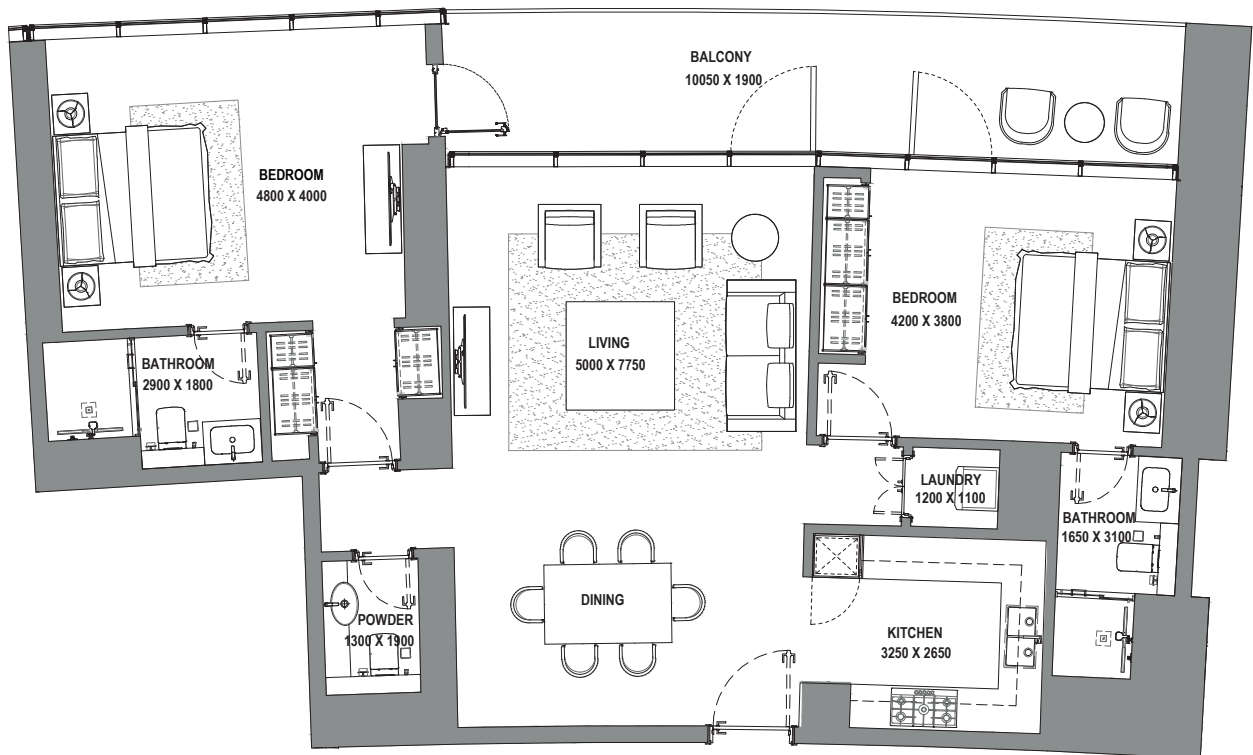
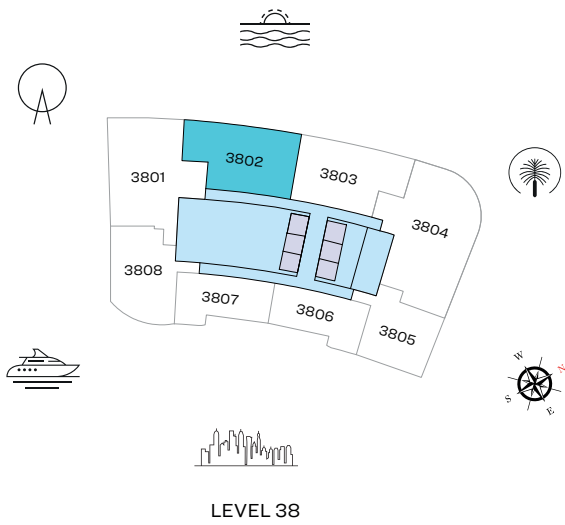
Palm Jumeirah, Harbour, Sea, Skydive
3804

Disclaimer: 1. All dimensions are in metric, measured to wall finishes. 2. All materials, dimensions & drawings are approximate. 3. Information is subject to change without notice, at developer's absolute discretion. 4. Actual area may vary from the stated area. 5. Drawing are not to scale. 6. All images used are for illustrative purpose only and do not represent the actual size, features, specifications, fittings and furnishings. 7. The developer reserves the right to make revisions/ alterations, at its absolute discretion, without any liability whatsoever.

2 BEDROOM APARTMENT

TYPE A (with powder room + balcony)

TOTAL SALEABLE AREA
 SUITE = 1,296.73 SQ.FT.
 BALCONY = 230.35 SQ.FT.
 TOTAL = 1,527.08 SQ.FT.



List of unit numbers with this unit plan:

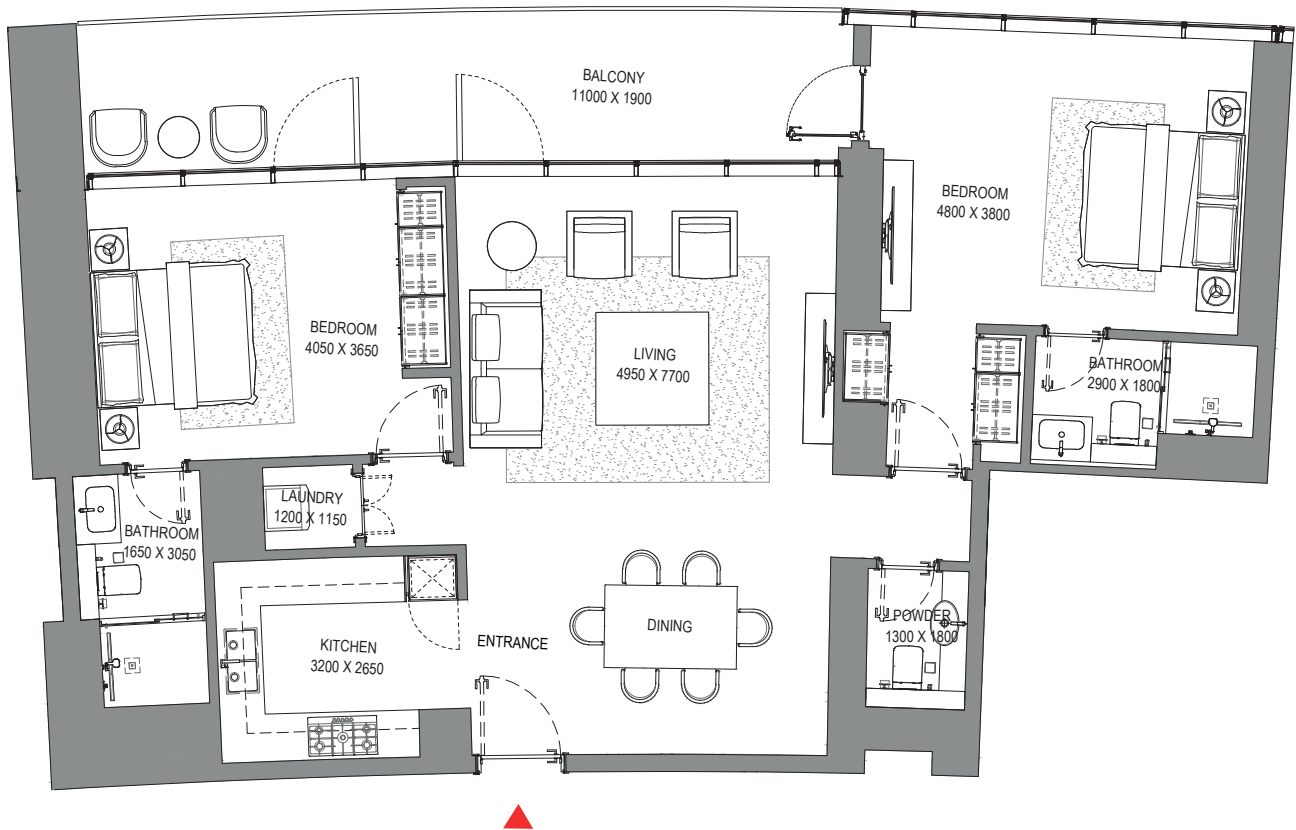
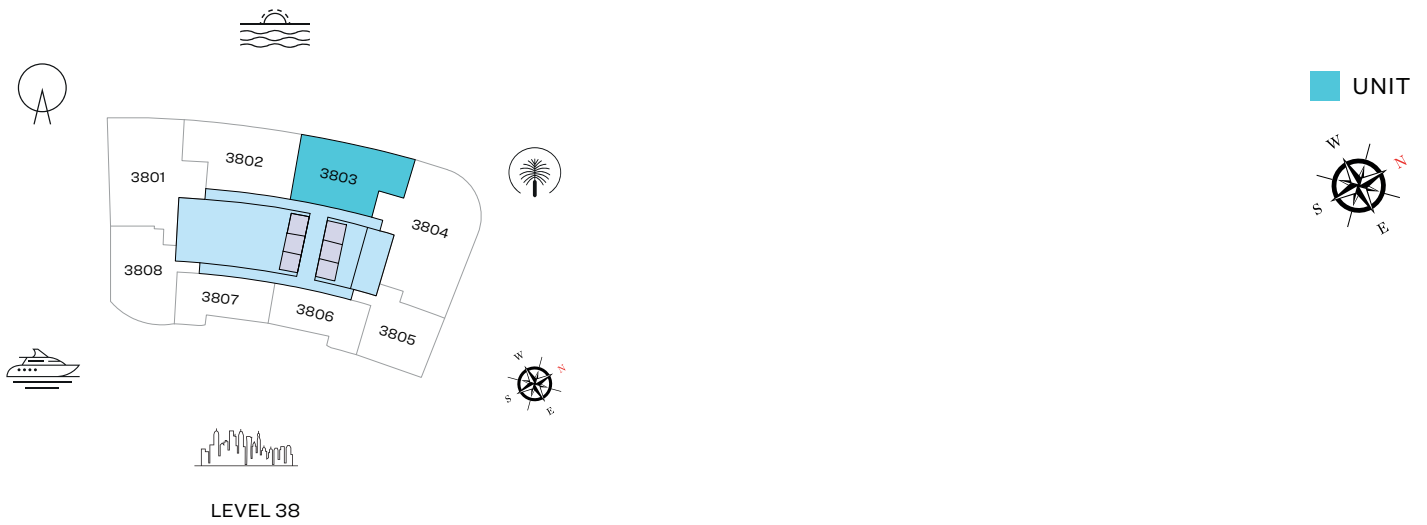
VIEWS

Blue waters, Ain Dubai, Palm Jumeirah, Harbour, Sea, Skydive
 3802

Disclaimer: 1. All dimensions are in metric, measured to wall finishes. 2. All materials, dimensions & drawings are approximate. 3. Information is subject to change without notice, at developer's absolute discretion. 4. Actual area may vary from the stated area. 5. Drawing are not to scale. 6. All images used are for illustrative purpose only and do not represent the actual size, features, specifications, fittings and furnishings. 7. The developer reserves the right to make revisions/ alterations, at its absolute discretion, without any liability whatsoever.

2 BEDROOM APARTMENT
TYPE B (with powder room + balcony)

TOTAL SALEABLE AREA
 SUITE RANGE = 1,278.97 SQ.FT.
 BALCONY = 236.38 SQ.FT.
 TOTAL = 1,515.35 SQ.FT.



List of unit numbers with this unit plan:

VIEWS

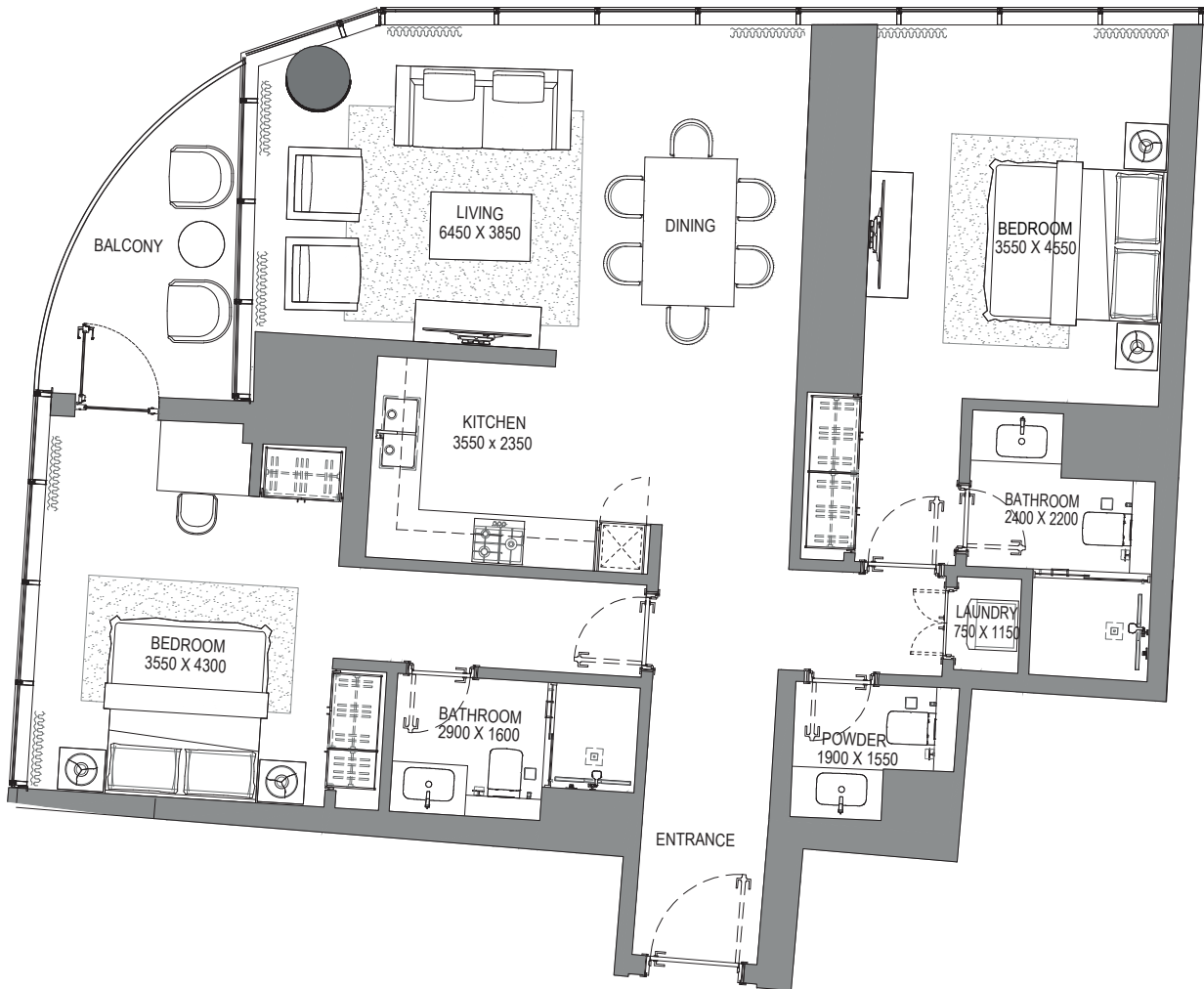
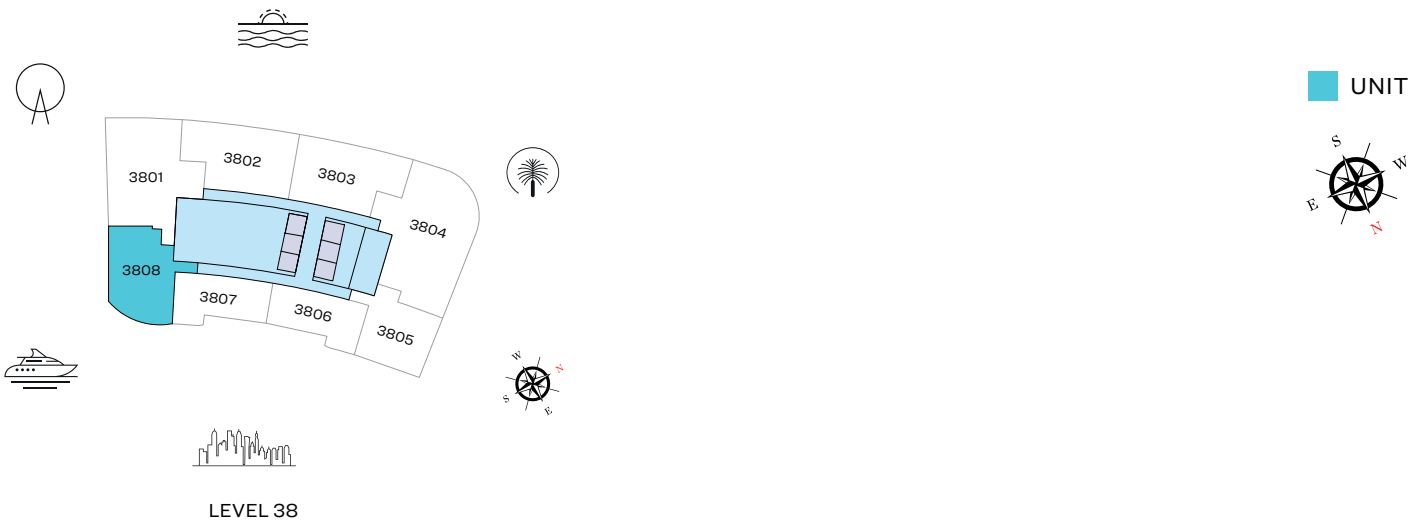
Palm Jumeirah, Harbour, Sea, Skydive
 3803

Disclaimer: 1. All dimensions are in metric, measured to wall finishes. 2. All materials, dimensions & drawings are approximate. 3. Information is subject to change without notice, at developer's absolute discretion. 4. Actual area may vary from the stated area. 5. Drawing are not to scale. 6. All images used are for illustrative purpose only and do not represent the actual size, features, specifications, fittings and furnishings. 7. The developer reserves the right to make revisions/ alterations, at its absolute discretion, without any liability whatsoever.

2 BEDROOM APARTMENT

TYPE D (with powder room + balcony)

TOTAL SALEABLE AREA
 SUITE RANGE = 1,257.22 SQ.FT.
 BALCONY = 75.99 SQ.FT.
 TOTAL = 1,333.21 SQ.FT.



List of unit numbers with this unit plan:

VIEWES

Blue waters, Ain Dubai, JBR Beach, Marina, Sea
 3808

Disclaimer: 1. All dimensions are in metric, measured to wall finishes. 2. All materials, dimensions & drawings are approximate. 3. Information is subject to change without notice, at developer's absolute discretion. 4. Actual area may vary from the stated area. 5. Drawing are not to scale. 6. All images used are for illustrative purpose only and do not represent the actual size, features, specifications, fittings and furnishings. 7. The developer reserves the right to make revisions/ alterations, at its absolute discretion, without any liability whatsoever.

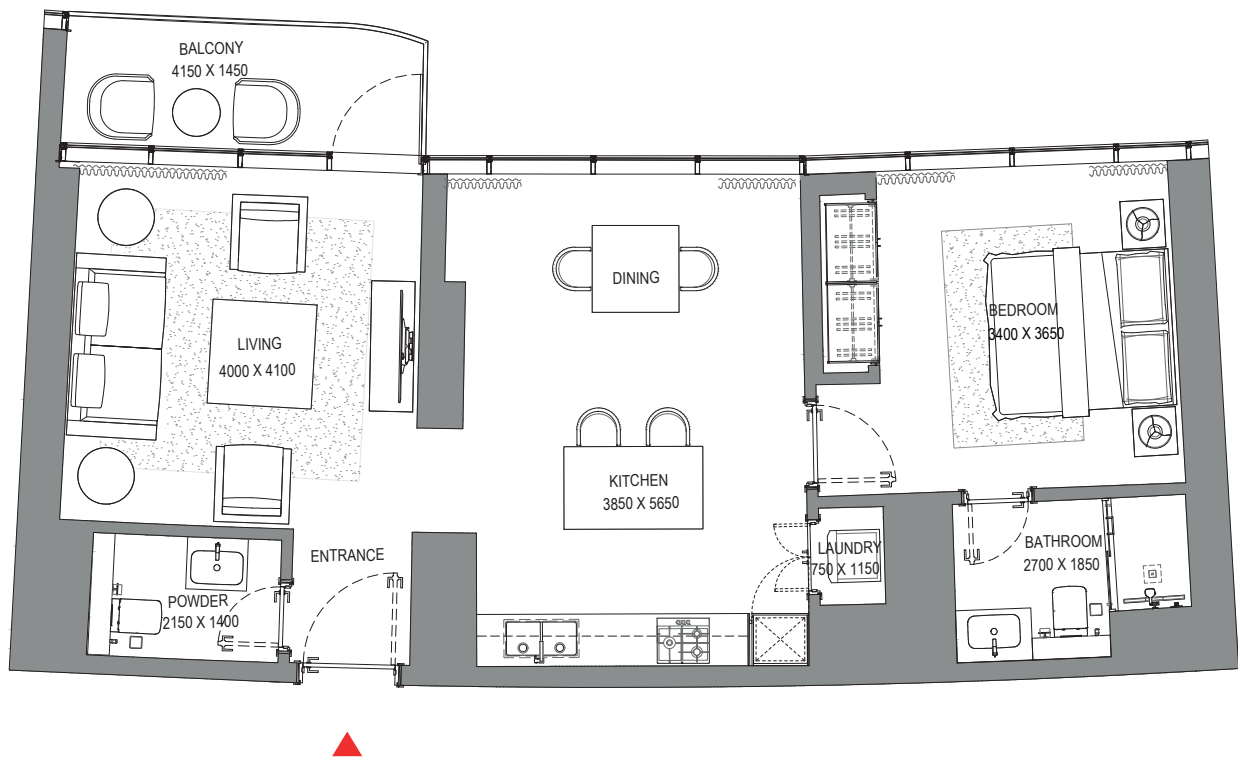
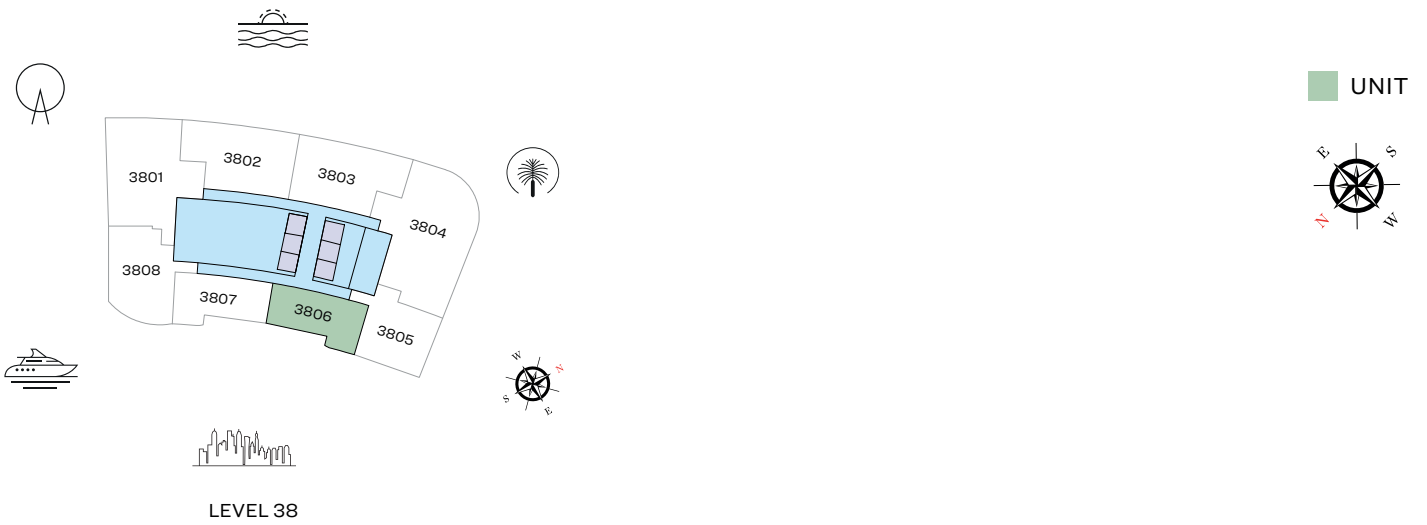
1 BEDROOM APARTMENT
TYPE A (with powder room + balcony)

TOTAL SALEABLE AREA

SUITE = 808.05 SQ.FT.

BALCONY = 70.72 SQ.FT.

TOTAL = 878.77 SQ.FT.



List of unit numbers with this unit plan:

VIEWS

Marina, Marina Skyline
 3806

Disclaimer: 1. All dimensions are in metric, measured to wall finishes. 2. All materials, dimensions & drawings are approximate. 3. Information is subject to change without notice, at developer's absolute discretion. 4. Actual area may vary from the stated area. 5. Drawing are not to scale. 6. All images used are for illustrative purpose only and do not represent the actual size, features, specifications, fittings and furnishings. 7. The developer reserves the right to make revisions/ alterations, at its absolute discretion, without any liability whatsoever.

1 BEDROOM APARTMENT

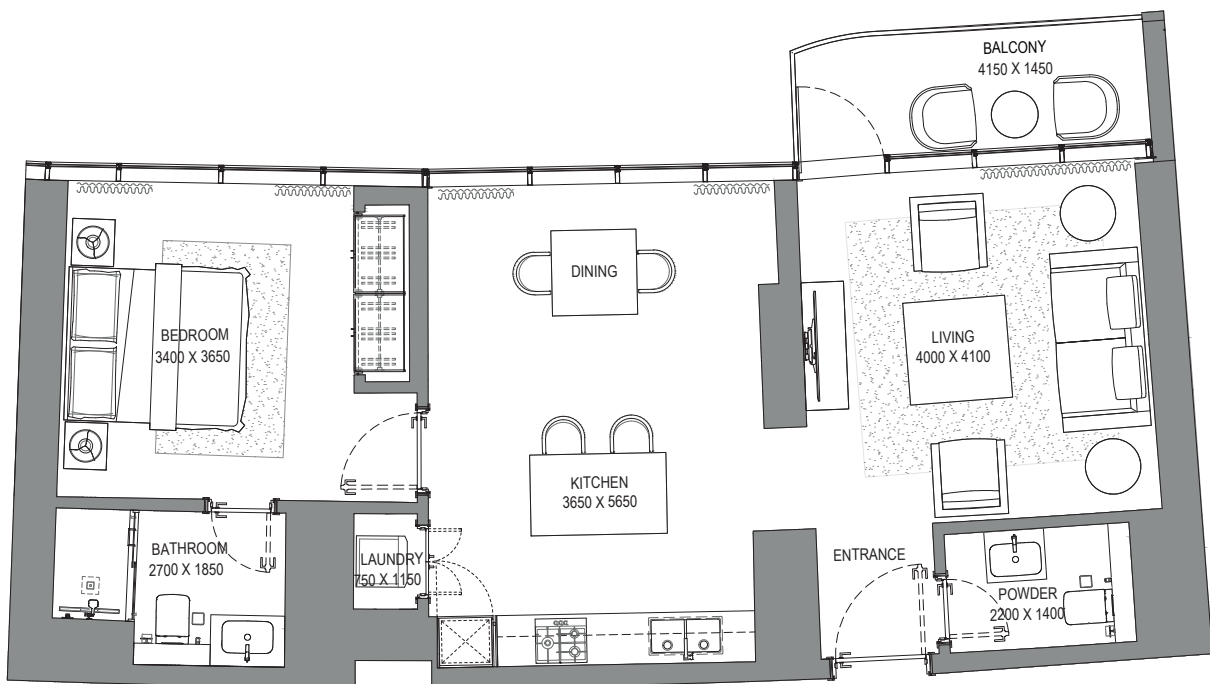
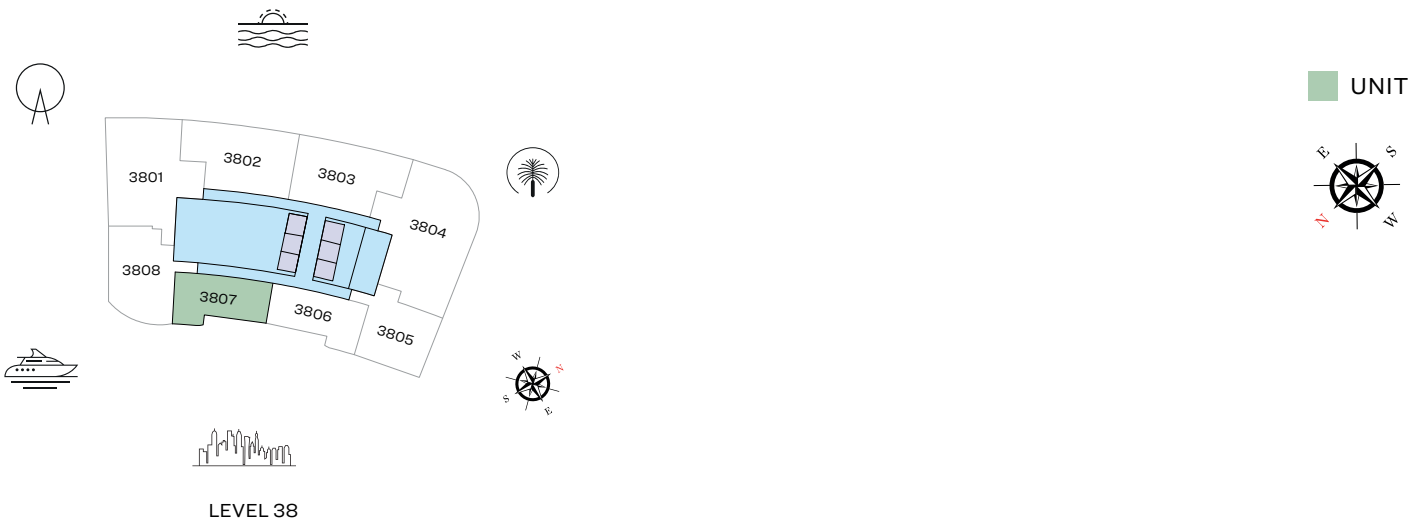
TYPE B (with powder room + balcony)

TOTAL SALEABLE AREA

SUITE = 806.43 SQ.FT.

BALCONY = 68.57 SQ.FT.

TOTAL = 875.00 SQ.FT.



List of unit numbers with this unit plan:

VIEWS

Marina, Marina Skyline
3807

Disclaimer: 1. All dimensions are in metric, measured to wall finishes. 2. All materials, dimensions & drawings are approximate. 3. Information is subject to change without notice, at developer's absolute discretion. 4. Actual area may vary from the stated area. 5. Drawing are not to scale. 6. All images used are for illustrative purpose only and do not represent the actual size, features, specifications, fittings and furnishings. 7. The developer reserves the right to make revisions/ alterations, at its absolute discretion, without any liability whatsoever.

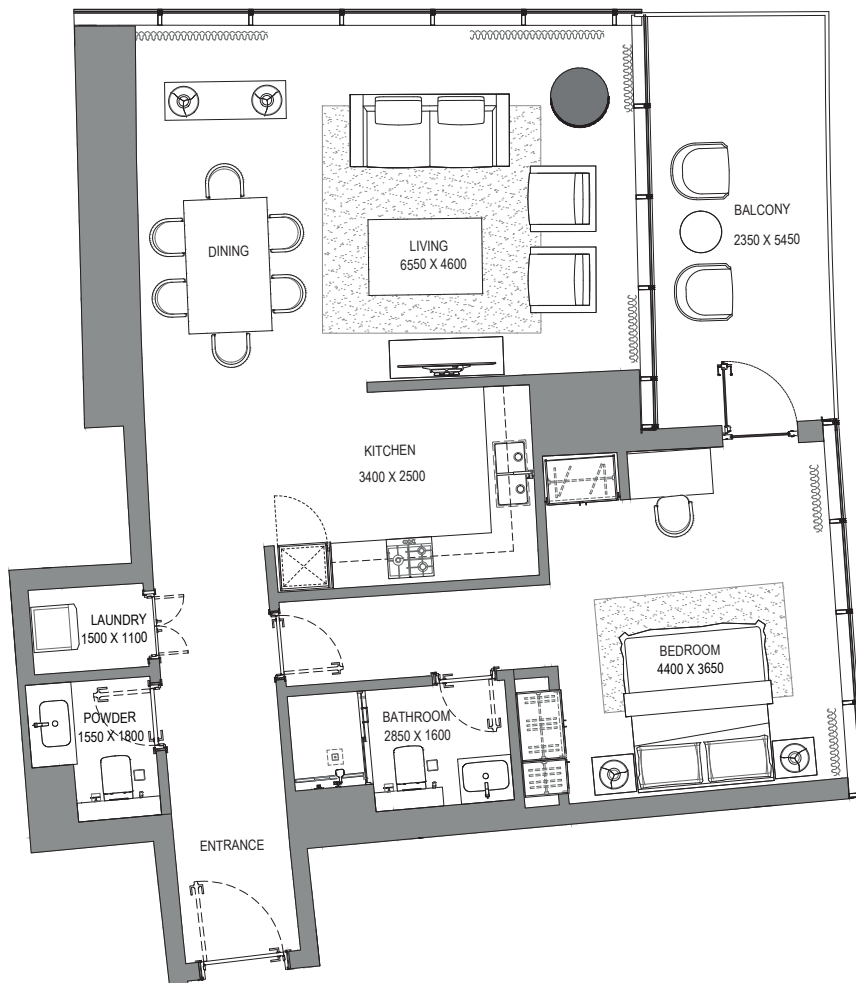
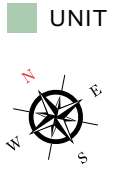
1 BEDROOM APARTMENT

TYPE C (with powder room + balcony)

TOTAL SALEABLE AREA
 SUITE = 1,002.23 SQ.FT.
 BALCONY = 142.30 SQ.FT.
 TOTAL = 1,144.53 SQ.FT.



LEVEL 38



List of unit numbers with this unit plan:

VIEWS

Marina, Marina Skyline
 3805

Disclaimer: 1. All dimensions are in metric, measured to wall finishes. 2. All materials, dimensions & drawings are approximate. 3. Information is subject to change without notice, at developer's absolute discretion. 4. Actual area may vary from the stated area. 5. Drawing are not to scale. 6. All images used are for illustrative purpose only and do not represent the actual size, features, specifications, fittings and furnishings. 7. The developer reserves the right to make revisions/ alterations, at its absolute discretion, without any liability whatsoever.

FLOOR PLAN LAYOUT

TOWER A



- 1 BED UNIT
- 2 BED UNIT
- 3 BED UNIT
- LOBBIES, CORRIDORS & STAIRS
- LIFTS

Disclaimer: 1. All dimensions are in metric, measured to wall finishes. 2. All materials, dimensions & drawings are approximate. 3. Information is subject to change without notice, at developer's absolute discretion. 4. Actual area may vary from the stated area. 5. Drawing are not to scale. 6. All images used are for illustrative purpose only and do not represent the actual size, features, specifications, fittings and furnishings. 7. The developer reserves the right to make revisions/ alterations, at its absolute discretion, without any liability whatsoever.

3 BEDROOM APARTMENT

TYPE A (with maid room and powder room + balcony)

TOTAL SALEABLE AREA

SUITE = 1,965.49 SQ.FT.

BALCONY = 191.71 SQ.FT.

TOTAL = 2,157.20 SQ.FT.



LEVEL 39



List of unit numbers with this unit plan:

VIEWS

Blue waters, Ain Dubai, Palm Jumeirah, Harbour, JBR Beach, Marina, Sea, Marina Skyline, Skydive 3901

Disclaimer: 1. All dimensions are in metric, measured to wall finishes. 2. All materials, dimensions & drawings are approximate. 3. Information is subject to change without notice, at developer's absolute discretion. 4. Actual area may vary from the stated area. 5. Drawing are not to scale. 6. All images used are for illustrative purpose only and do not represent the actual size, features, specifications, fittings and furnishings. 7. The developer reserves the right to make revisions/ alterations, at its absolute discretion, without any liability whatsoever.

3 BEDROOM APARTMENT

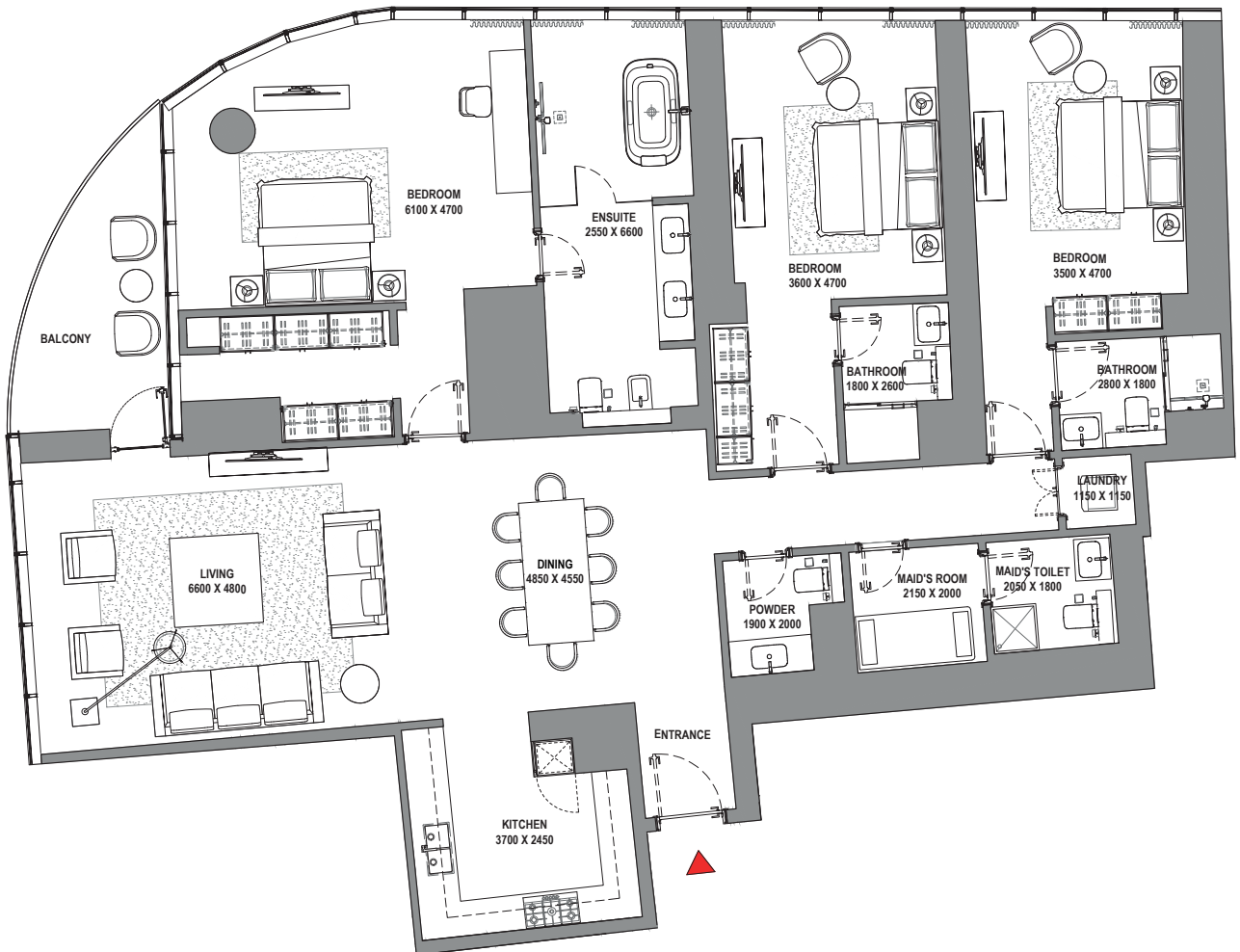

TYPE C (with maid room and powder room + balcony)

TOTAL SALEABLE AREA

SUITE = 2,432.43 SQ.FT.

BALCONY = 119.26 SQ.FT.

TOTAL = 2,551.69 SQ.FT.



List of unit numbers with this unit plan:

VIEWS

Palm Jumeirah, Harbour, Sea, Skydive
3904

Disclaimer: 1. All dimensions are in metric, measured to wall finishes. 2. All materials, dimensions & drawings are approximate. 3. Information is subject to change without notice, at developer's absolute discretion. 4. Actual area may vary from the stated area. 5. Drawing are not to scale. 6. All images used are for illustrative purpose only and do not represent the actual size, features, specifications, fittings and furnishings. 7. The developer reserves the right to make revisions/ alterations, at its absolute discretion, without any liability whatsoever.

2 BEDROOM APARTMENT

TYPE A (with powder room + balcony)

TOTAL SALEABLE AREA

SUITE = 1,309.11 SQ.FT.

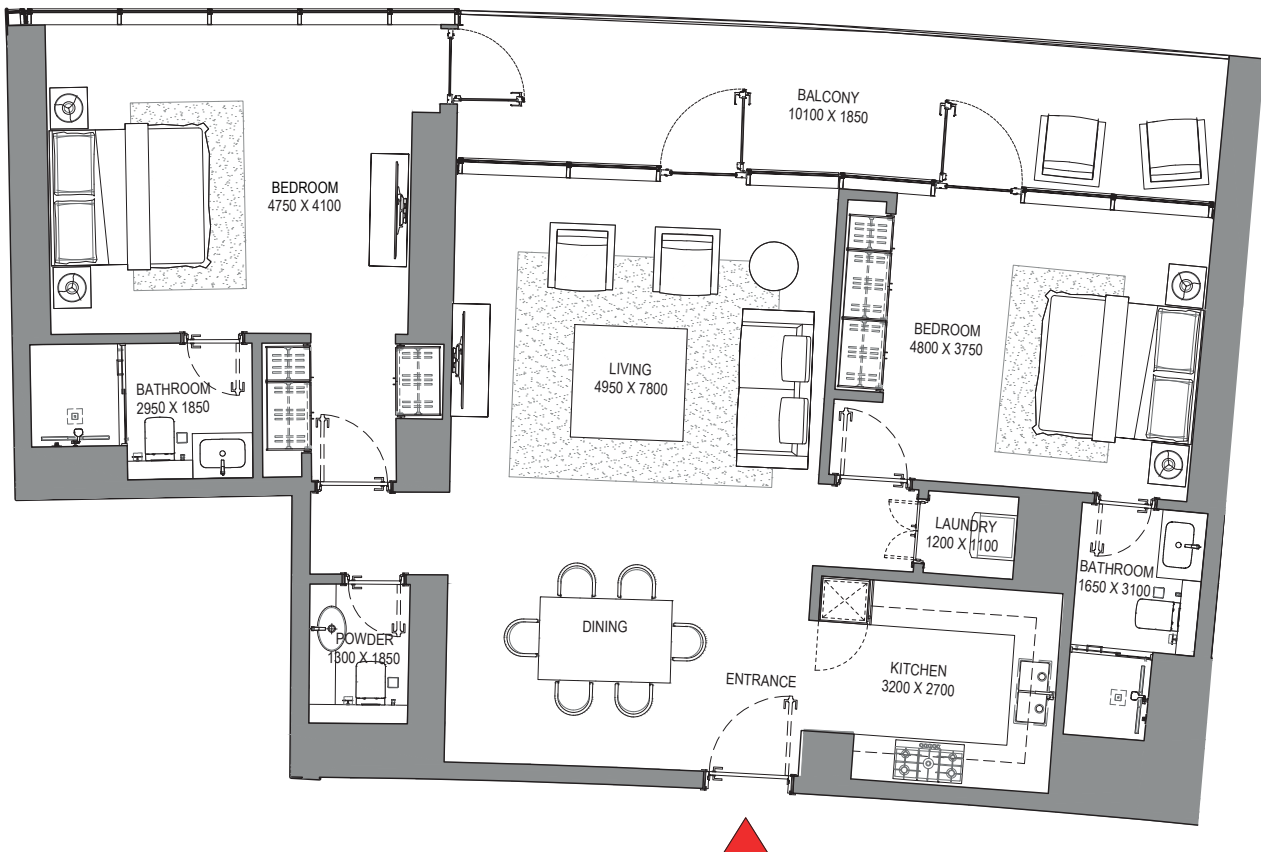
BALCONY = 230.46 SQ.FT.

TOTAL = 1,539.57 SQ.FT.



LEVEL 39

UNIT



List of unit numbers with this unit plan:

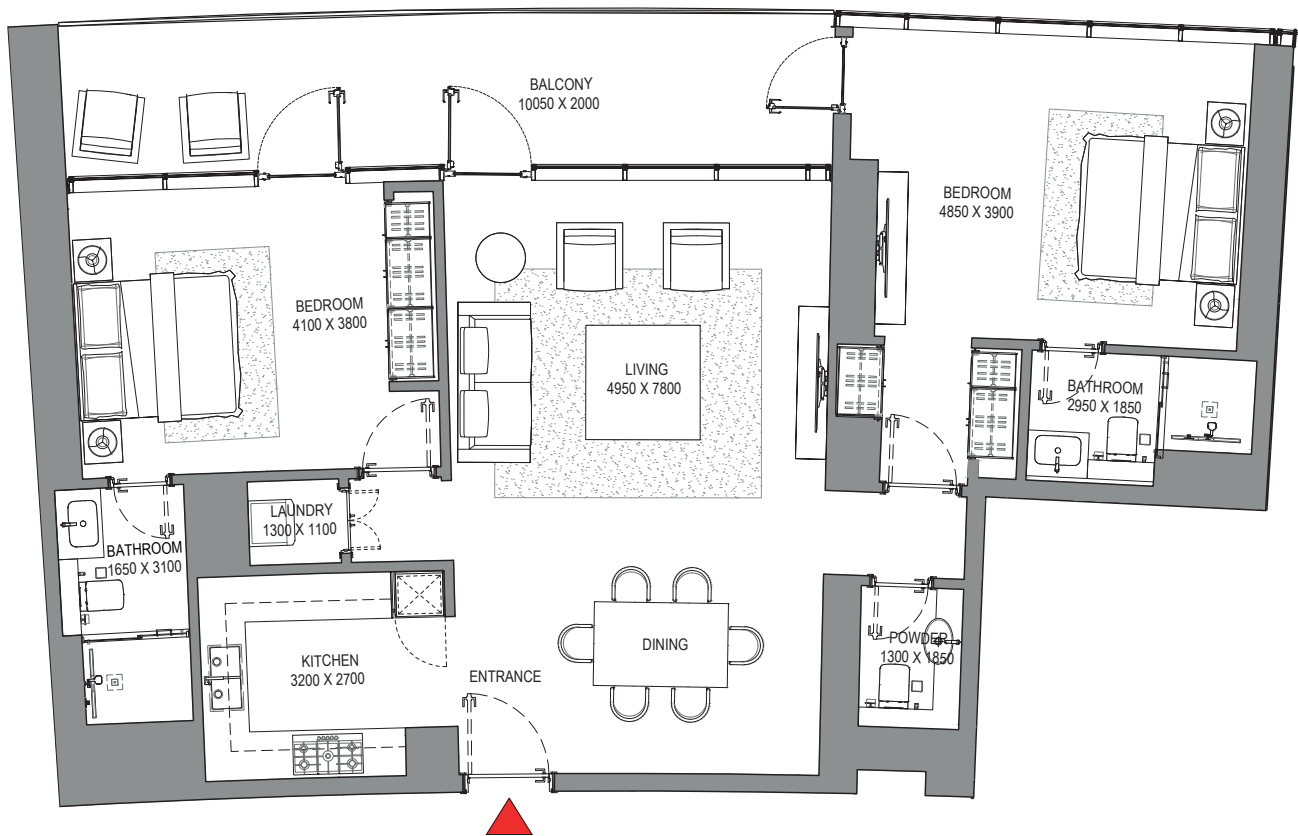
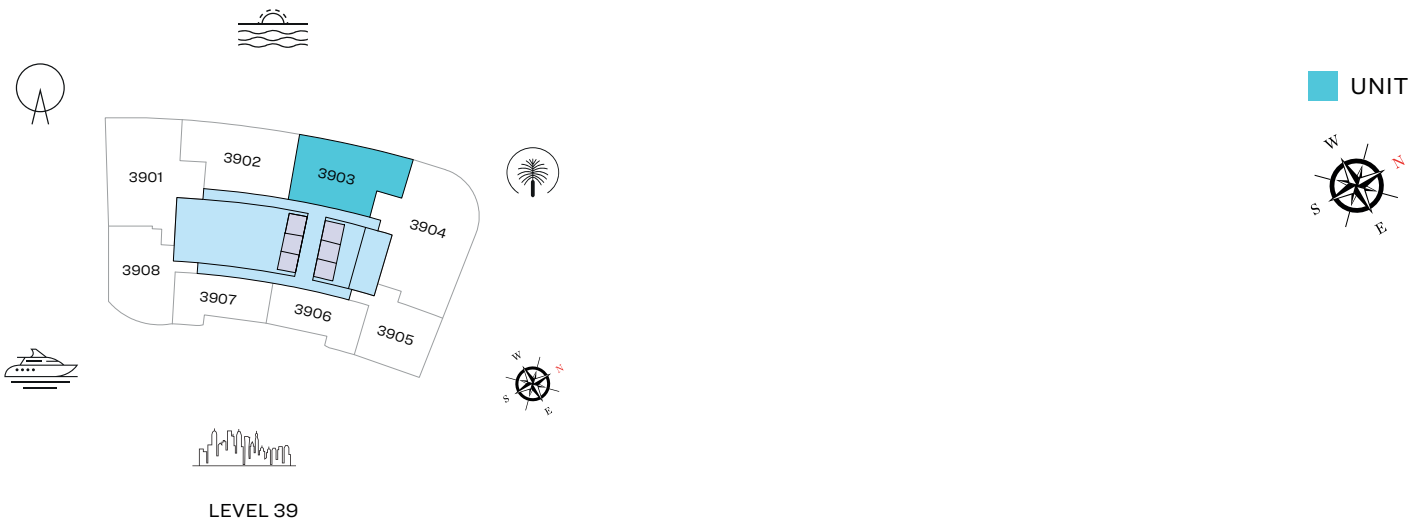
VIEWS

Blue waters, Ain Dubai, Palm Jumeirah, Harbour, Sea, Skydive
3902

Disclaimer: 1. All dimensions are in metric, measured to wall finishes. 2. All materials, dimensions & drawings are approximate. 3. Information is subject to change without notice, at developer's absolute discretion. 4. Actual area may vary from the stated area. 5. Drawing are not to scale. 6. All images used are for illustrative purpose only and do not represent the actual size, features, specifications, fittings and furnishings. 7. The developer reserves the right to make revisions/ alterations, at its absolute discretion, without any liability whatsoever.

2 BEDROOM APARTMENT
TYPE B (with powder room + balcony)

TOTAL SALEABLE AREA
 SUITE = 1,291.45 SQ.FT.
 BALCONY = 236.48 SQ.FT.
 TOTAL = 1,527.93 SQ.FT.



List of unit numbers with this unit plan:

VIEWS

Palm Jumeirah, Harbour, Sea, Skydive
 3903

Disclaimer: 1. All dimensions are in metric, measured to wall finishes. 2. All materials, dimensions & drawings are approximate. 3. Information is subject to change without notice, at developer's absolute discretion. 4. Actual area may vary from the stated area. 5. Drawing are not to scale. 6. All images used are for illustrative purpose only and do not represent the actual size, features, specifications, fittings and furnishings. 7. The developer reserves the right to make revisions/ alterations, at its absolute discretion, without any liability whatsoever.

2 BEDROOM APARTMENT

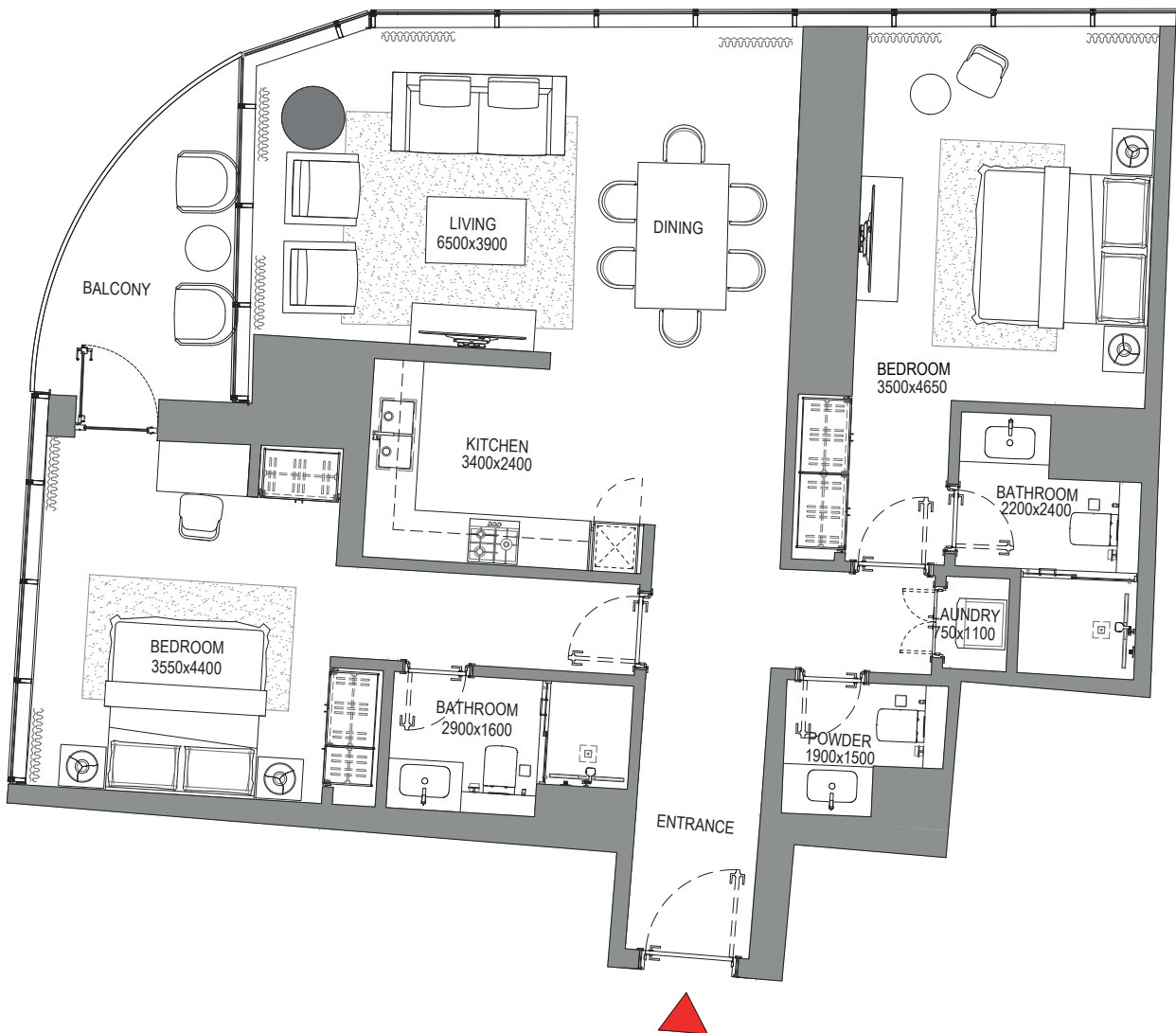
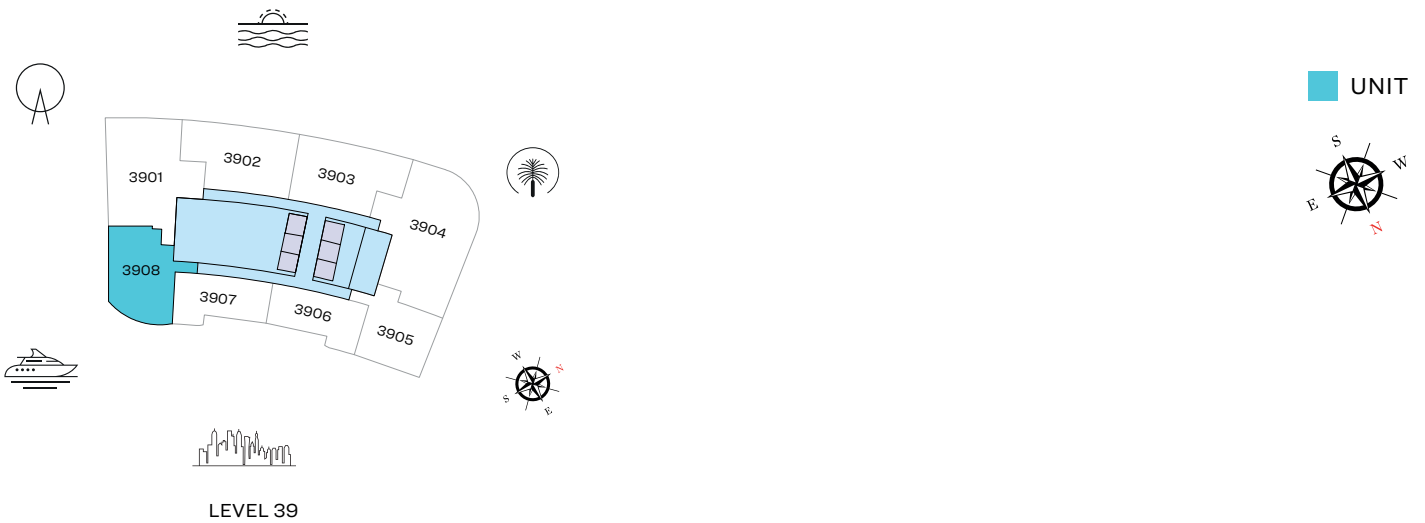
TYPE D (with powder room + balcony)

TOTAL SALEABLE AREA

SUITE = 1,266.05 SQ.FT.

BALCONY = 82.24 SQ.FT.

TOTAL = 1,348.29 SQ.FT.



List of unit numbers with this unit plan:

VIEWS

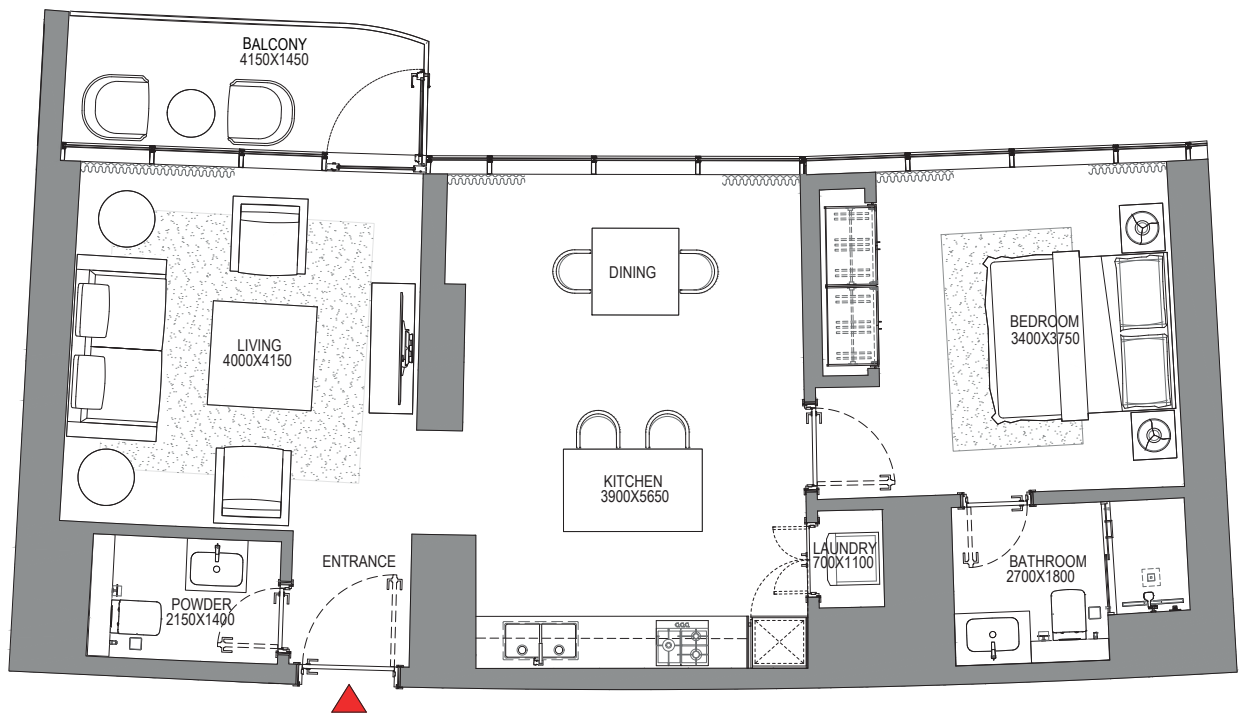
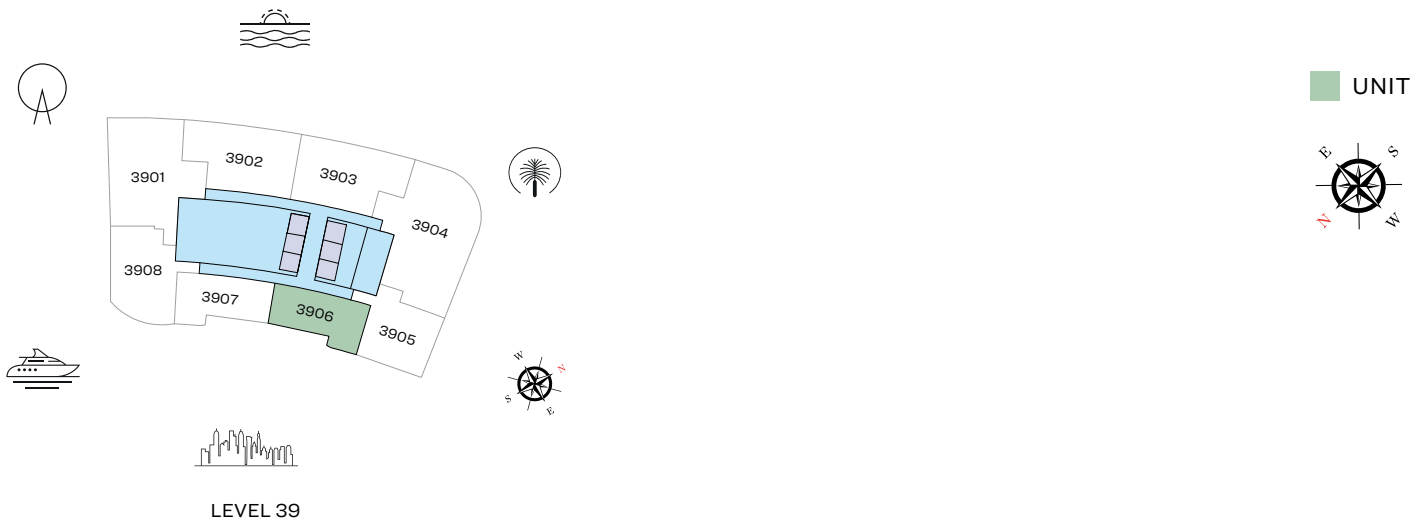
Blue waters, Ain Dubai, JBR Beach, Marina, Sea
3908

Disclaimer: 1. All dimensions are in metric, measured to wall finishes. 2. All materials, dimensions & drawings are approximate. 3. Information is subject to change without notice, at developer's absolute discretion. 4. Actual area may vary from the stated area. 5. Drawing are not to scale. 6. All images used are for illustrative purpose only and do not represent the actual size, features, specifications, fittings and furnishings. 7. The developer reserves the right to make revisions/ alterations, at its absolute discretion, without any liability whatsoever.

1 BEDROOM APARTMENT
TYPE A (with powder room + balcony)

TOTAL SALEABLE AREA

SUITE = 815.15 SQ.FT.
 BALCONY = 70.93 SQ.FT.
 TOTAL = 886.08 SQ.FT.



List of unit numbers with this unit plan:

VIEWS

Marina, Marina Skyline
 3906

Disclaimer: 1. All dimensions are in metric, measured to wall finishes. 2. All materials, dimensions & drawings are approximate. 3. Information is subject to change without notice, at developer's absolute discretion. 4. Actual area may vary from the stated area. 5. Drawing are not to scale. 6. All images used are for illustrative purpose only and do not represent the actual size, features, specifications, fittings and furnishings. 7. The developer reserves the right to make revisions/ alterations, at its absolute discretion, without any liability whatsoever.

1 BEDROOM APARTMENT

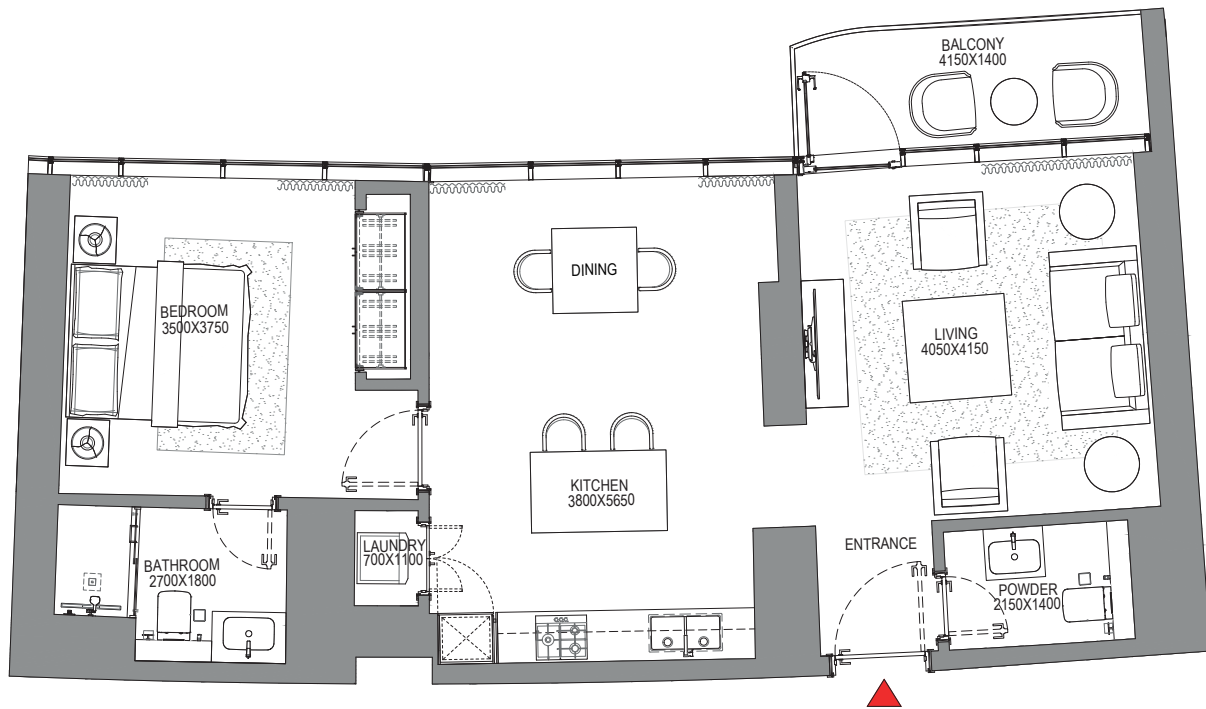
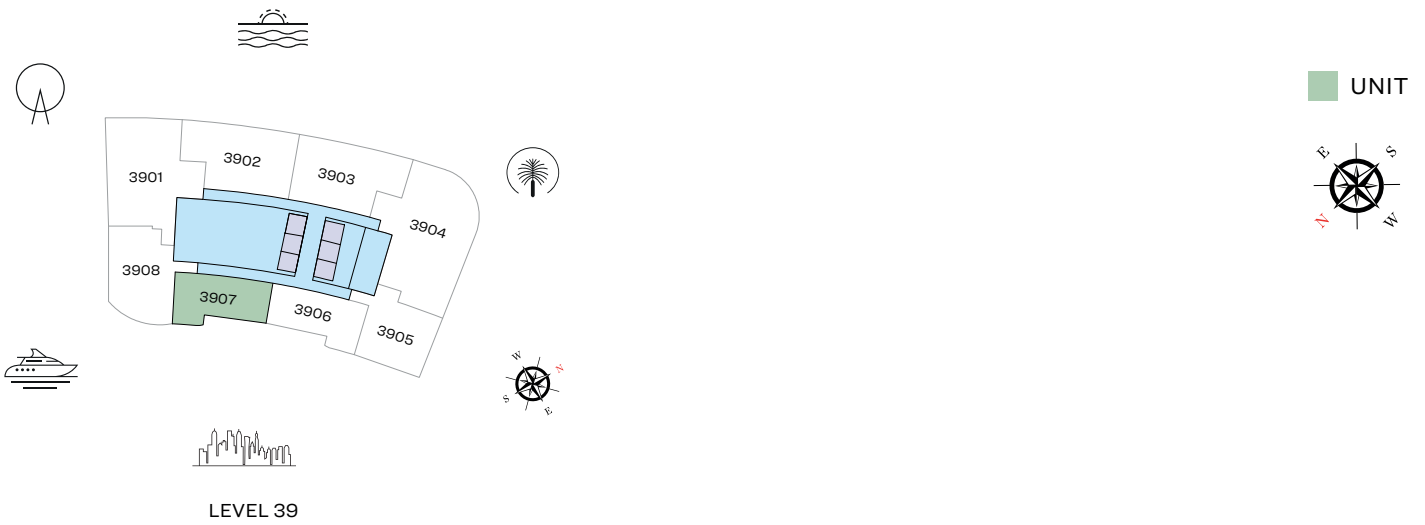
TYPE B (with powder room + balcony)

TOTAL SALEABLE AREA

SUITE = 813.54 SQ.FT.

BALCONY = 68.89 SQ.FT.

TOTAL = 882.43 SQ.FT.



List of unit numbers with this unit plan:

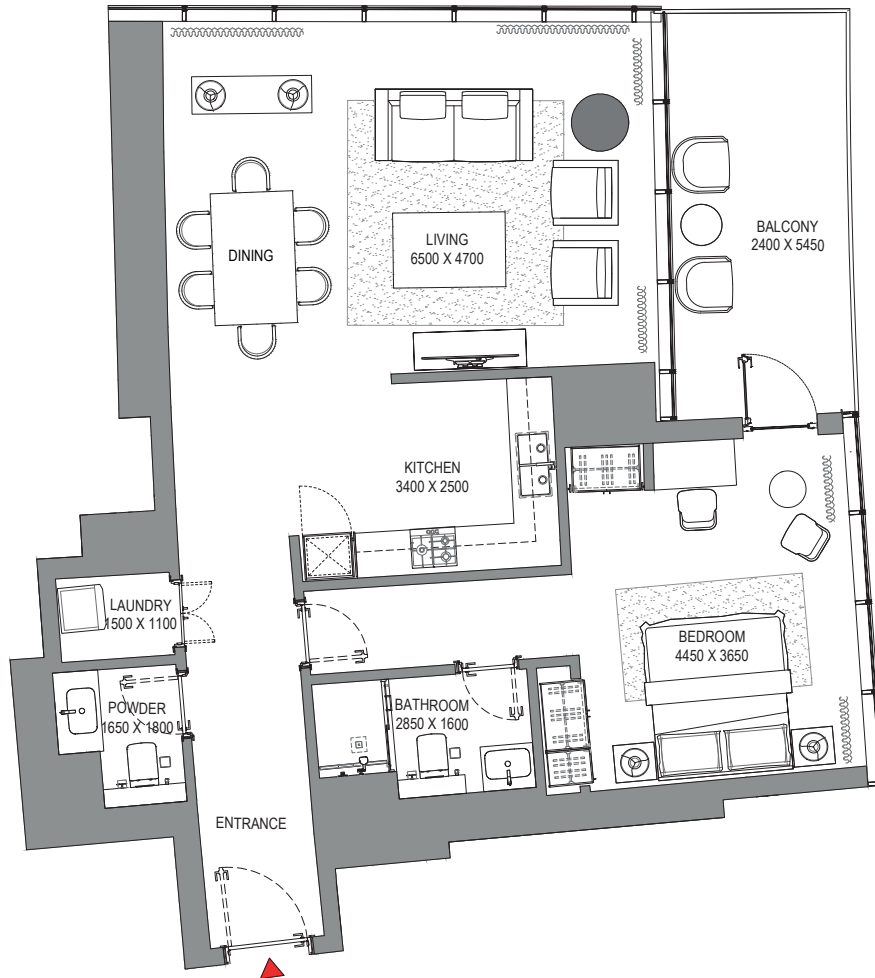
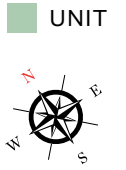
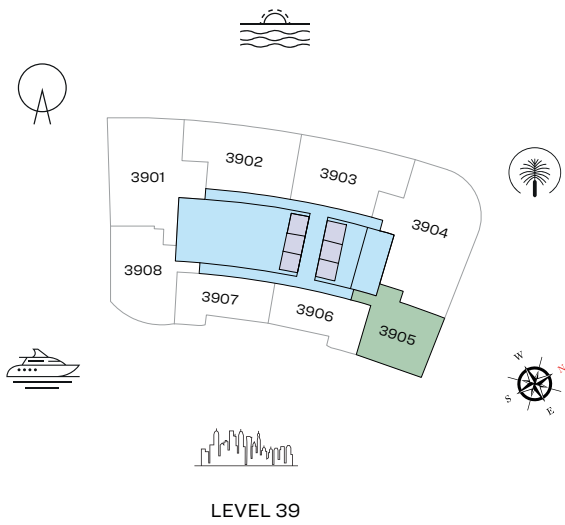
VIEWS

Marina, Marina Skyline
3907

Disclaimer: 1. All dimensions are in metric, measured to wall finishes. 2. All materials, dimensions & drawings are approximate. 3. Information is subject to change without notice, at developer's absolute discretion. 4. Actual area may vary from the stated area. 5. Drawing are not to scale. 6. All images used are for illustrative purpose only and do not represent the actual size, features, specifications, fittings and furnishings. 7. The developer reserves the right to make revisions/ alterations, at its absolute discretion, without any liability whatsoever.

1 BEDROOM APARTMENT
TYPE C (with powder room + balcony)

TOTAL SALEABLE AREA
 SUITE = 1,004.27 SQ.FT.
 BALCONY = 145.96 SQ.FT.
 TOTAL = 1,150.23 SQ.FT.



List of unit numbers with this unit plan:

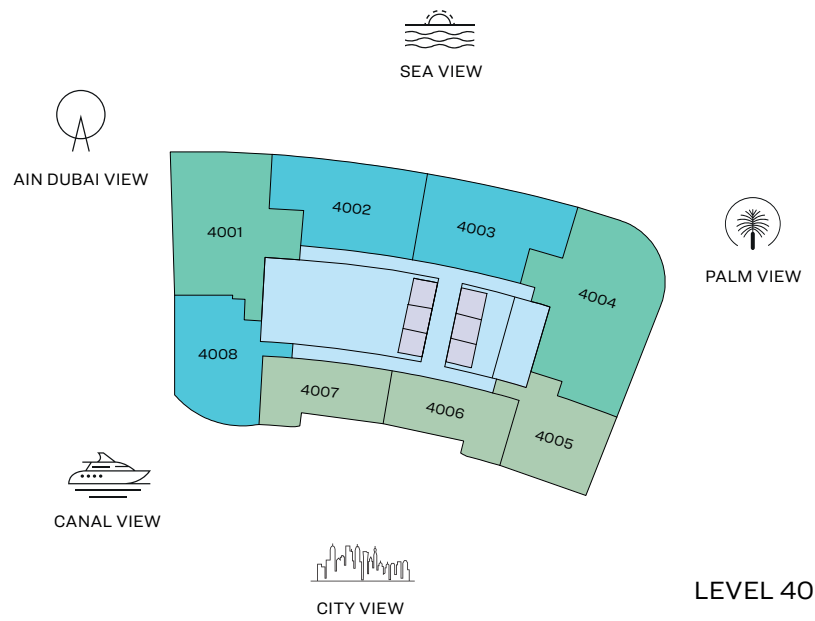
VIEWS

Marina, Marina Skyline
 3905

Disclaimer: 1. All dimensions are in metric, measured to wall finishes. 2. All materials, dimensions & drawings are approximate. 3. Information is subject to change without notice, at developer's absolute discretion. 4. Actual area may vary from the stated area. 5. Drawing are not to scale. 6. All images used are for illustrative purpose only and do not represent the actual size, features, specifications, fittings and furnishings. 7. The developer reserves the right to make revisions/ alterations, at its absolute discretion, without any liability whatsoever.

FLOOR PLAN LAYOUT

TOWER A



- 1 BED UNIT
- 2 BED UNIT
- 3 BED UNIT
- LOBBIES, CORRIDORS & STAIRS
- LIFTS

Disclaimer: 1. All dimensions are in metric, measured to wall finishes. 2. All materials, dimensions & drawings are approximate. 3. Information is subject to change without notice, at developer's absolute discretion. 4. Actual area may vary from the stated area. 5. Drawing are not to scale. 6. All images used are for illustrative purpose only and do not represent the actual size, features, specifications, fittings and furnishings. 7. The developer reserves the right to make revisions/ alterations, at its absolute discretion, without any liability whatsoever.

3 BEDROOM APARTMENT

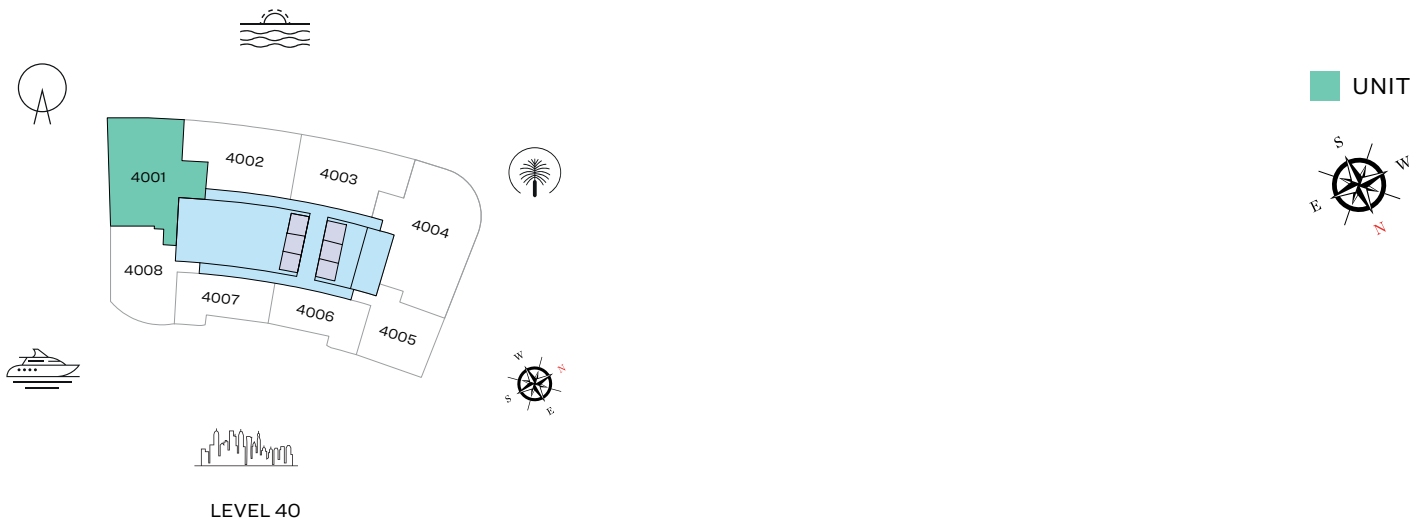
TYPE A (with maid room and powder room + balcony)

TOTAL SALEABLE AREA

SUITE = 1,977.98 SQ.FT.

BALCONY = 202.04 SQ.FT.

TOTAL = 2,180.02 SQ.FT.



List of unit numbers with this unit plan:

VIEWS

Blue waters, Ain Dubai, Palm Jumeirah, Harbour, JBR Beach, Marina, Sea, Marina Skyline, Skydive 4001

Disclaimer: 1. All dimensions are in metric, measured to wall finishes. 2. All materials, dimensions & drawings are approximate. 3. Information is subject to change without notice, at developer's absolute discretion. 4. Actual area may vary from the stated area. 5. Drawing are not to scale. 6. All images used are for illustrative purpose only and do not represent the actual size, features, specifications, fittings and furnishings. 7. The developer reserves the right to make revisions/ alterations, at its absolute discretion, without any liability whatsoever.

2 BEDROOM APARTMENT

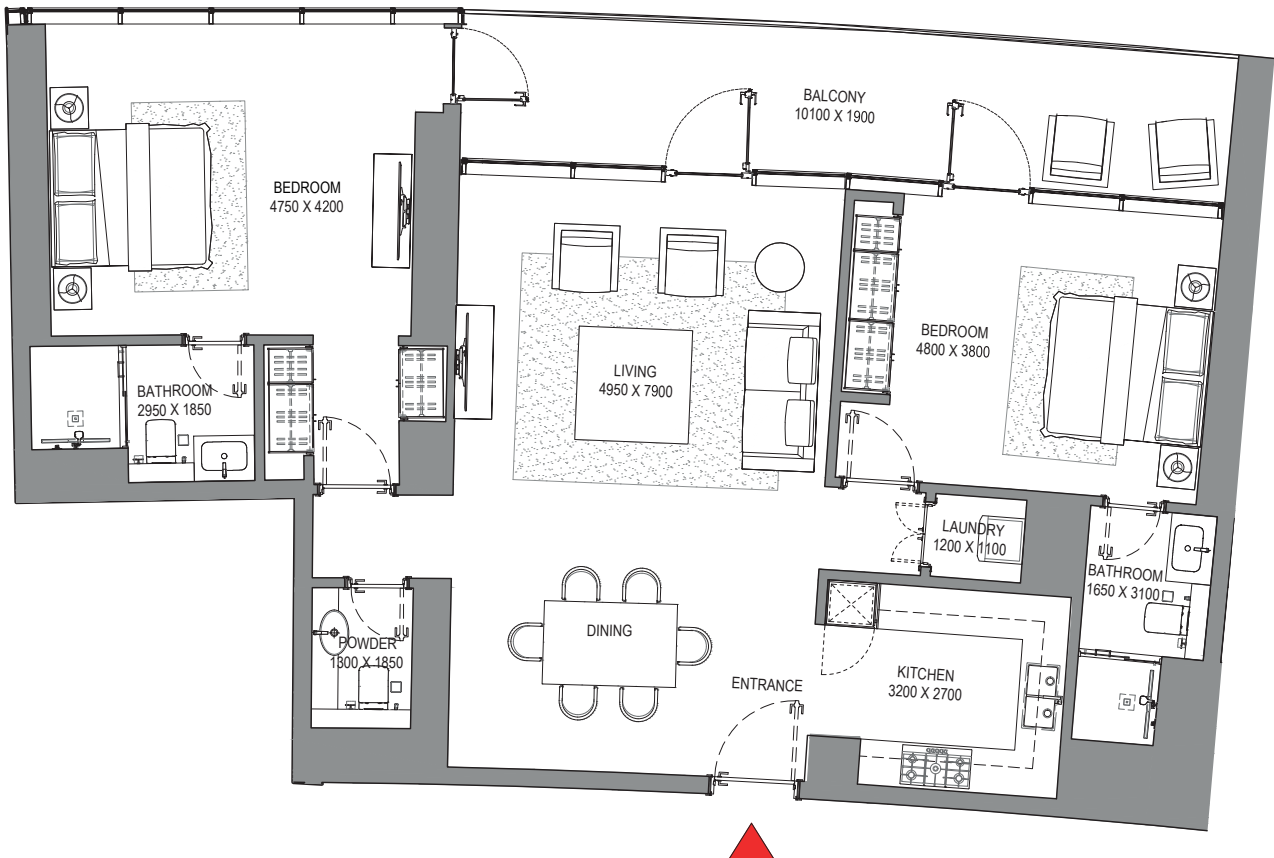
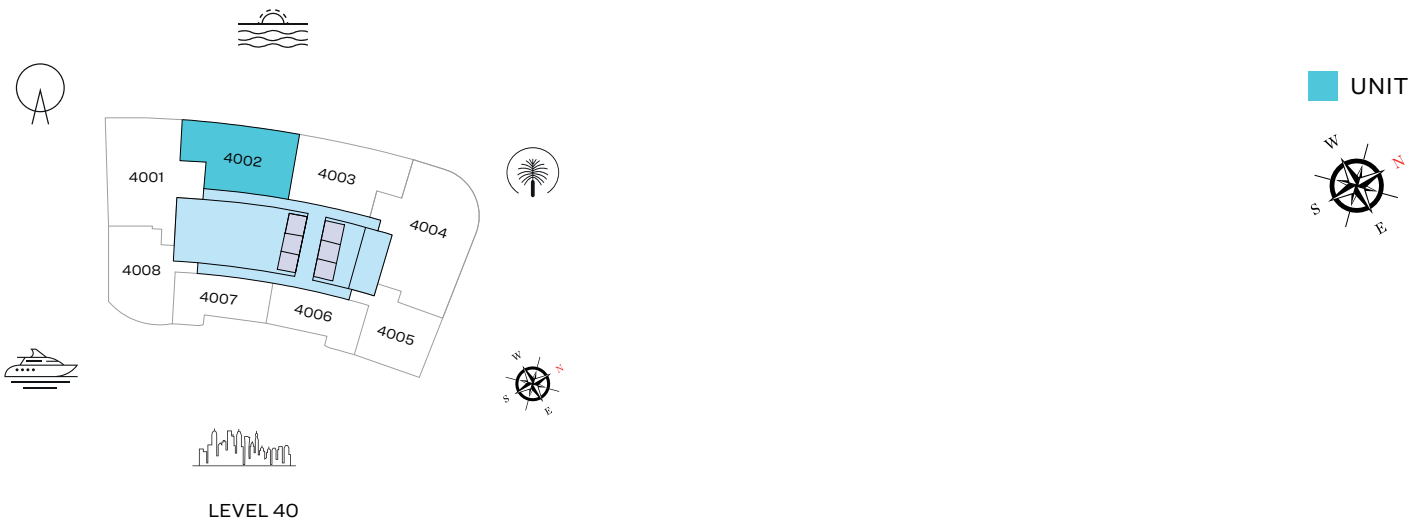
TYPE A (with powder room + balcony)

TOTAL SALEABLE AREA

SUITE = 1,321.05 SQ.FT.

BALCONY = 233.04 SQ.FT.

TOTAL = 1,554.09 SQ.FT.



List of unit numbers with this unit plan:

VIEWS

Blue waters, Ain Dubai, Palm Jumeirah, Harbour, Sea, Skydive
4002

Disclaimer: 1. All dimensions are in metric, measured to wall finishes. 2. All materials, dimensions & drawings are approximate. 3. Information is subject to change without notice, at developer's absolute discretion. 4. Actual area may vary from the stated area. 5. Drawing are not to scale. 6. All images used are for illustrative purpose only and do not represent the actual size, features, specifications, fittings and furnishings. 7. The developer reserves the right to make revisions/ alterations, at its absolute discretion, without any liability whatsoever.

2 BEDROOM APARTMENT

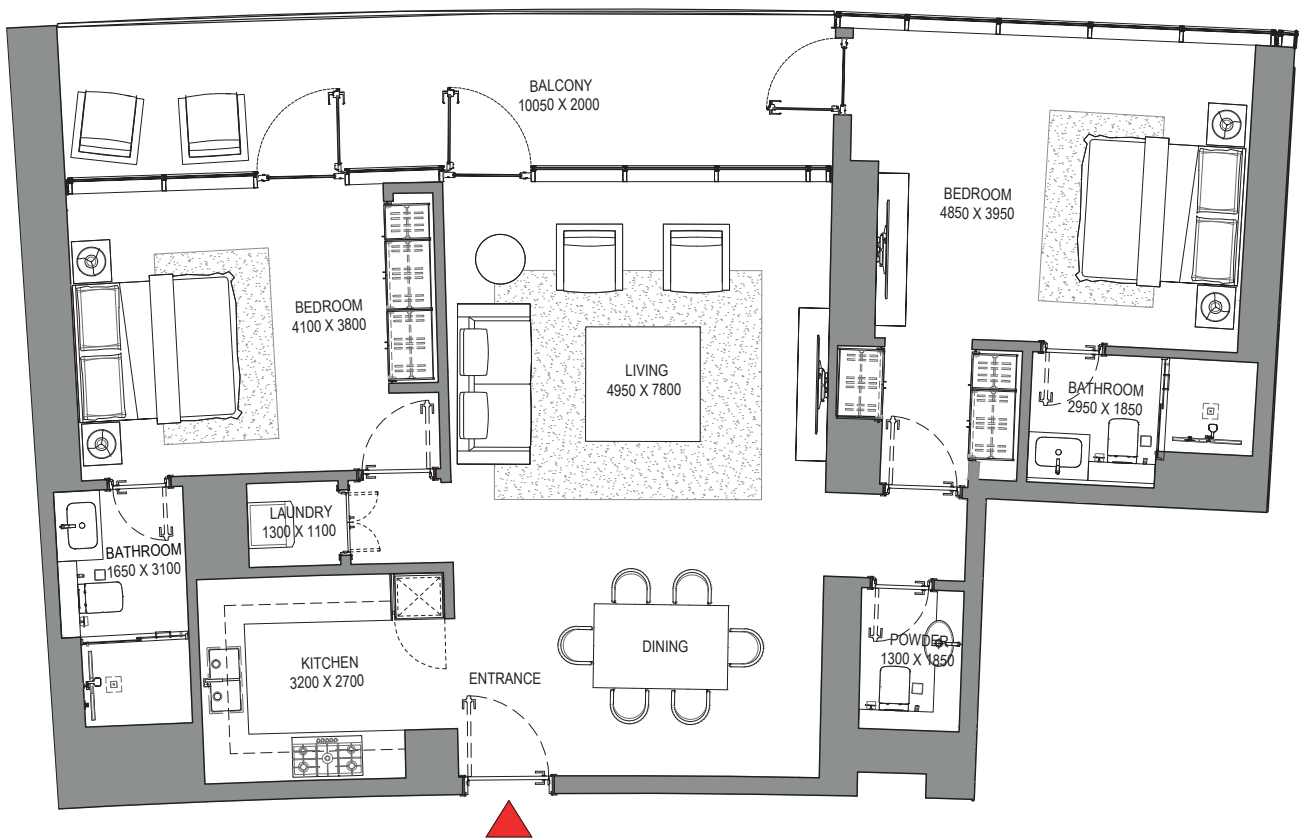
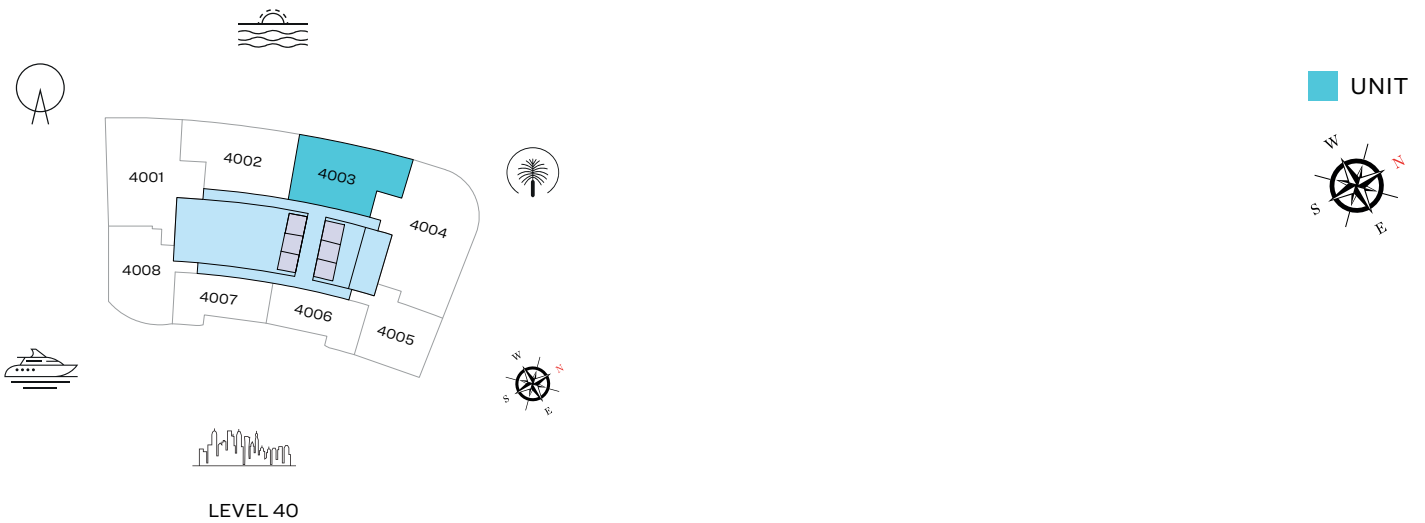
TYPE B (with powder room + balcony)

TOTAL SALEABLE AREA

SUITE = 1,303.72 SQ.FT.

BALCONY = 236.7 SQ.FT.

TOTAL = 1,540.42 SQ.FT.



List of unit numbers with this unit plan:

VIEWS

Palm Jumeirah, Harbour, Sea, Skydive
4003

Disclaimer: 1. All dimensions are in metric, measured to wall finishes. 2. All materials, dimensions & drawings are approximate. 3. Information is subject to change without notice, at developer's absolute discretion. 4. Actual area may vary from the stated area. 5. Drawing are not to scale. 6. All images used are for illustrative purpose only and do not represent the actual size, features, specifications, fittings and furnishings. 7. The developer reserves the right to make revisions/ alterations, at its absolute discretion, without any liability whatsoever.

3 BEDROOM APARTMENT

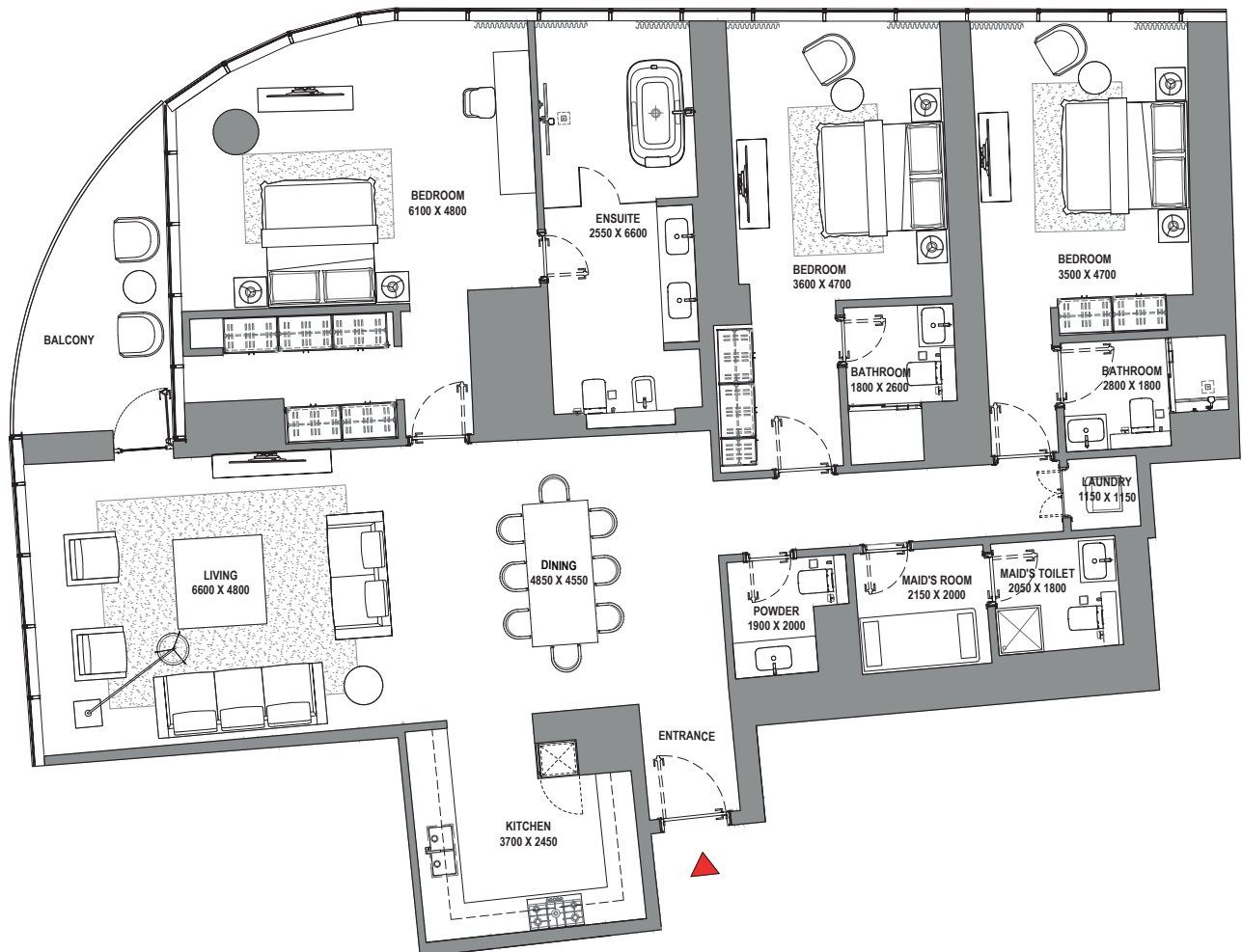

TYPE C (with maid room and powder room + balcony)

TOTAL SALEABLE AREA

SUITE = 2,446.31 SQ.FT.

BALCONY = 119.16 SQ.FT.

TOTAL = 2,565.47 SQ.FT.



List of unit numbers with this unit plan:

VIEWS

Palm Jumeirah, Harbour, Sea, Skydive
4004

Disclaimer: 1. All dimensions are in metric, measured to wall finishes. 2. All materials, dimensions & drawings are approximate. 3. Information is subject to change without notice, at developer's absolute discretion. 4. Actual area may vary from the stated area. 5. Drawing are not to scale. 6. All images used are for illustrative purpose only and do not represent the actual size, features, specifications, fittings and furnishings. 7. The developer reserves the right to make revisions/ alterations, at its absolute discretion, without any liability whatsoever.

1 BEDROOM APARTMENT

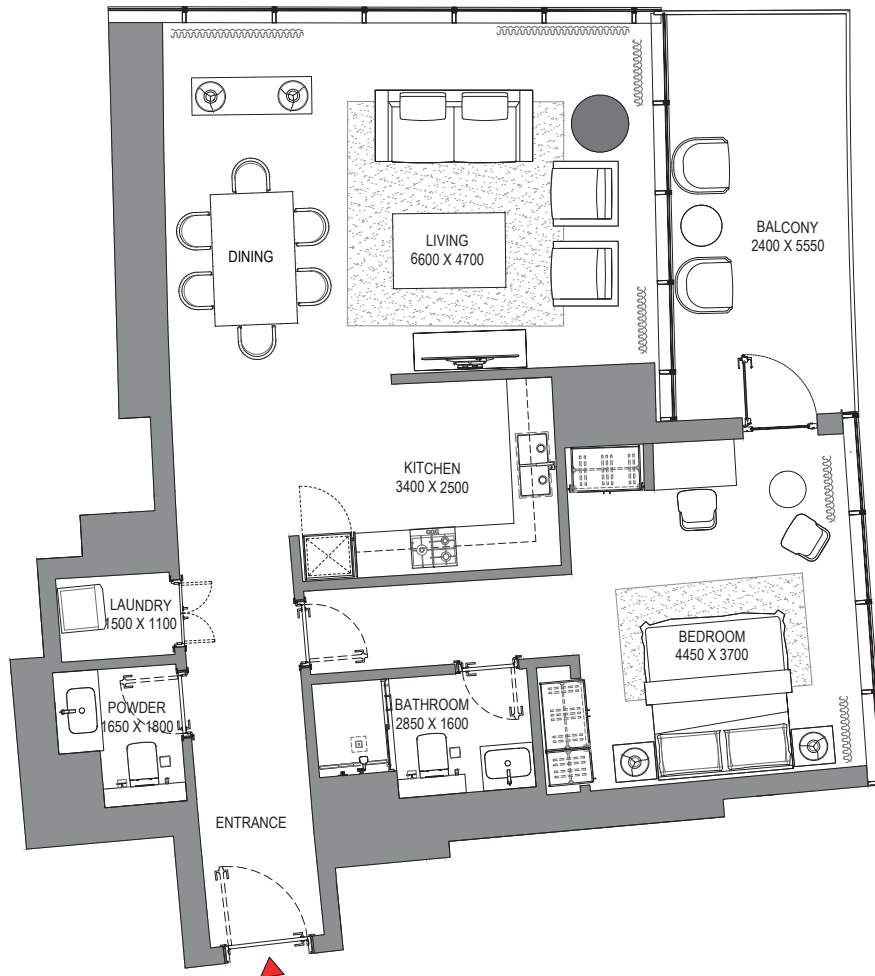
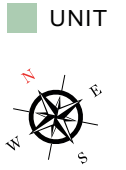
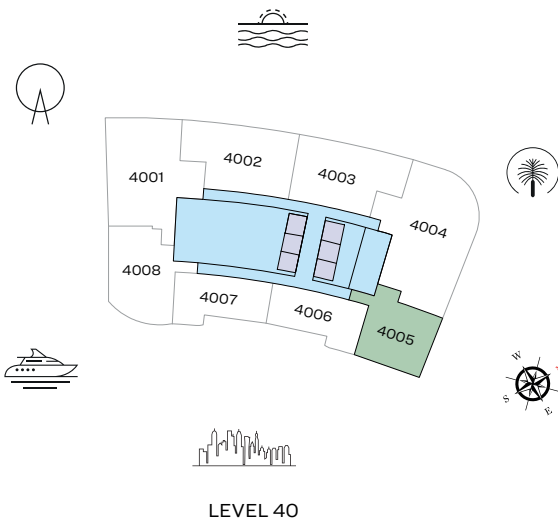
TYPE C (with powder room + balcony)

TOTAL SALEABLE AREA

SUITE = 1,008.15 SQ.FT.

BALCONY = 147.90 SQ.FT.

TOTAL = 1,156.05 SQ.FT.



List of unit numbers with this unit plan:

VIEWS

Marina, Marina Skyline
4005

Disclaimer: 1. All dimensions are in metric, measured to wall finishes. 2. All materials, dimensions & drawings are approximate. 3. Information is subject to change without notice, at developer's absolute discretion. 4. Actual area may vary from the stated area. 5. Drawing are not to scale. 6. All images used are for illustrative purpose only and do not represent the actual size, features, specifications, fittings and furnishings. 7. The developer reserves the right to make revisions/ alterations, at its absolute discretion, without any liability whatsoever.

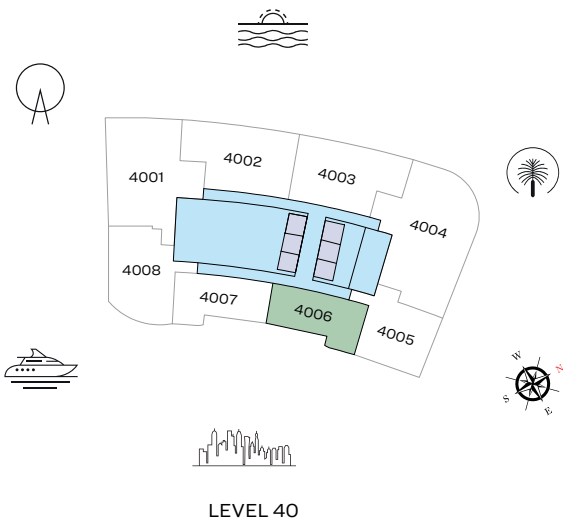
1 BEDROOM APARTMENT
TYPE A (with powder room + balcony)

TOTAL SALEABLE AREA

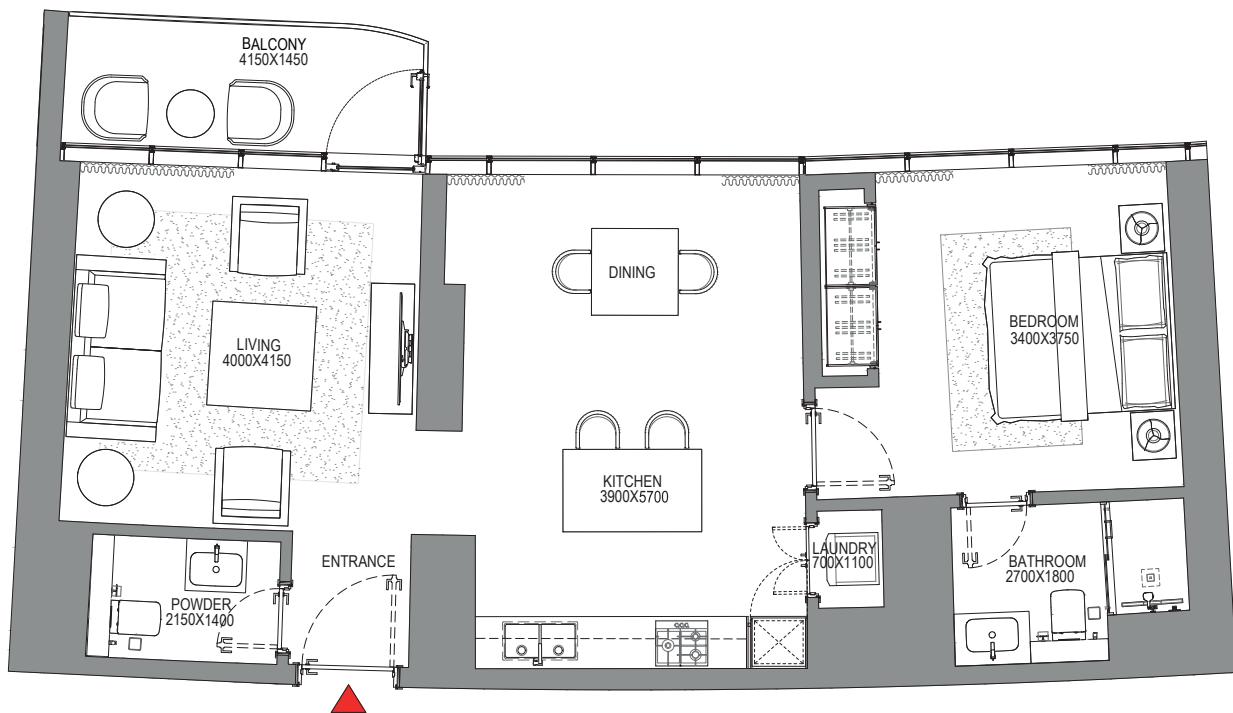
SUITE = 815.15 SQ.FT.

BALCONY = 70.72 SQ.FT.

TOTAL = 885.87 SQ.FT.



UNIT



List of unit numbers with this unit plan:

VIEWS

Marina, Marina Skyline
 4006

Disclaimer: 1. All dimensions are in metric, measured to wall finishes. 2. All materials, dimensions & drawings are approximate. 3. Information is subject to change without notice, at developer's absolute discretion. 4. Actual area may vary from the stated area. 5. Drawing are not to scale. 6. All images used are for illustrative purpose only and do not represent the actual size, features, specifications, fittings and furnishings. 7. The developer reserves the right to make revisions/ alterations, at its absolute discretion, without any liability whatsoever.

1 BEDROOM APARTMENT

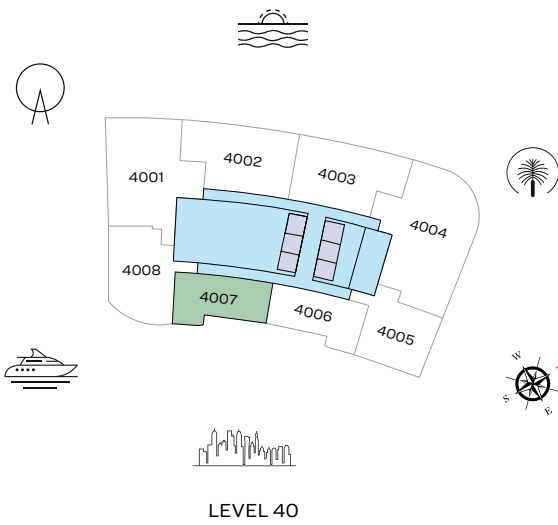
TYPE B (with powder room + balcony)

TOTAL SALEABLE AREA

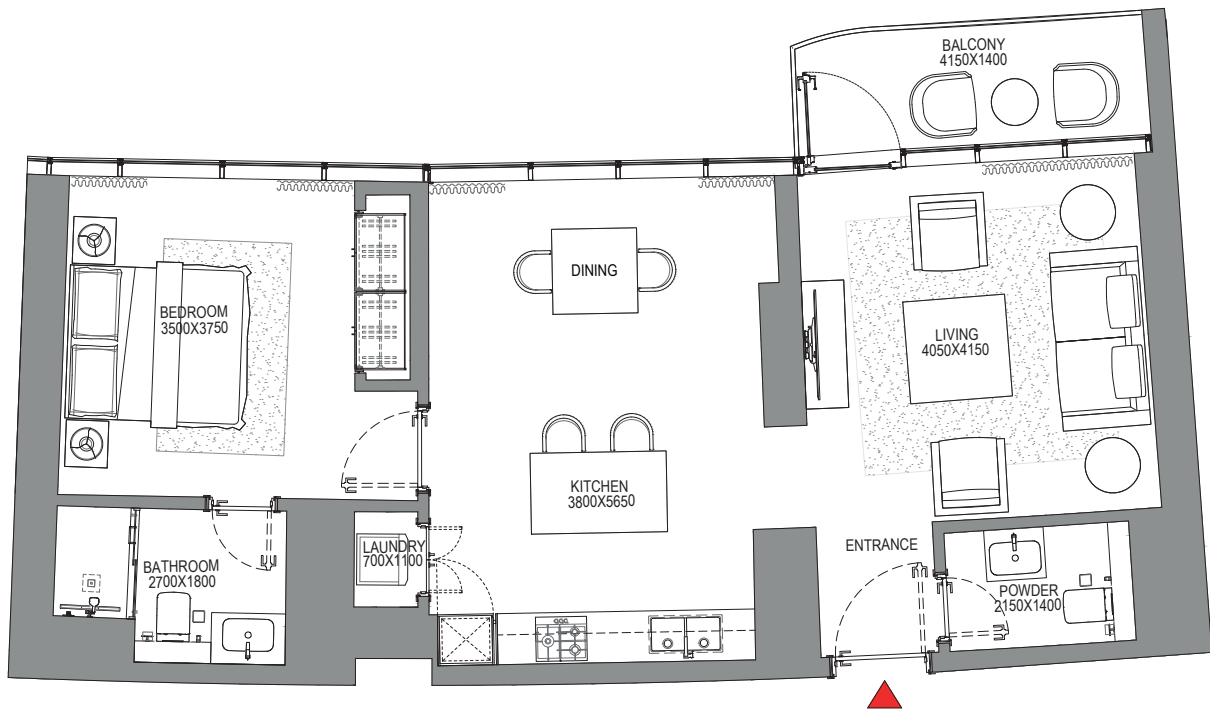
SUITE = 813.43 SQ.FT.

BALCONY = 68.46 SQ.FT.

TOTAL = 881.89 SQ.FT.



UNIT



List of unit numbers with this unit plan:

VIEWS

Marina, Marina Skyline
4007

Disclaimer: 1. All dimensions are in metric, measured to wall finishes. 2. All materials, dimensions & drawings are approximate. 3. Information is subject to change without notice, at developer's absolute discretion. 4. Actual area may vary from the stated area. 5. Drawing are not to scale. 6. All images used are for illustrative purpose only and do not represent the actual size, features, specifications, fittings and furnishings. 7. The developer reserves the right to make revisions/ alterations, at its absolute discretion, without any liability whatsoever.

2 BEDROOM APARTMENT

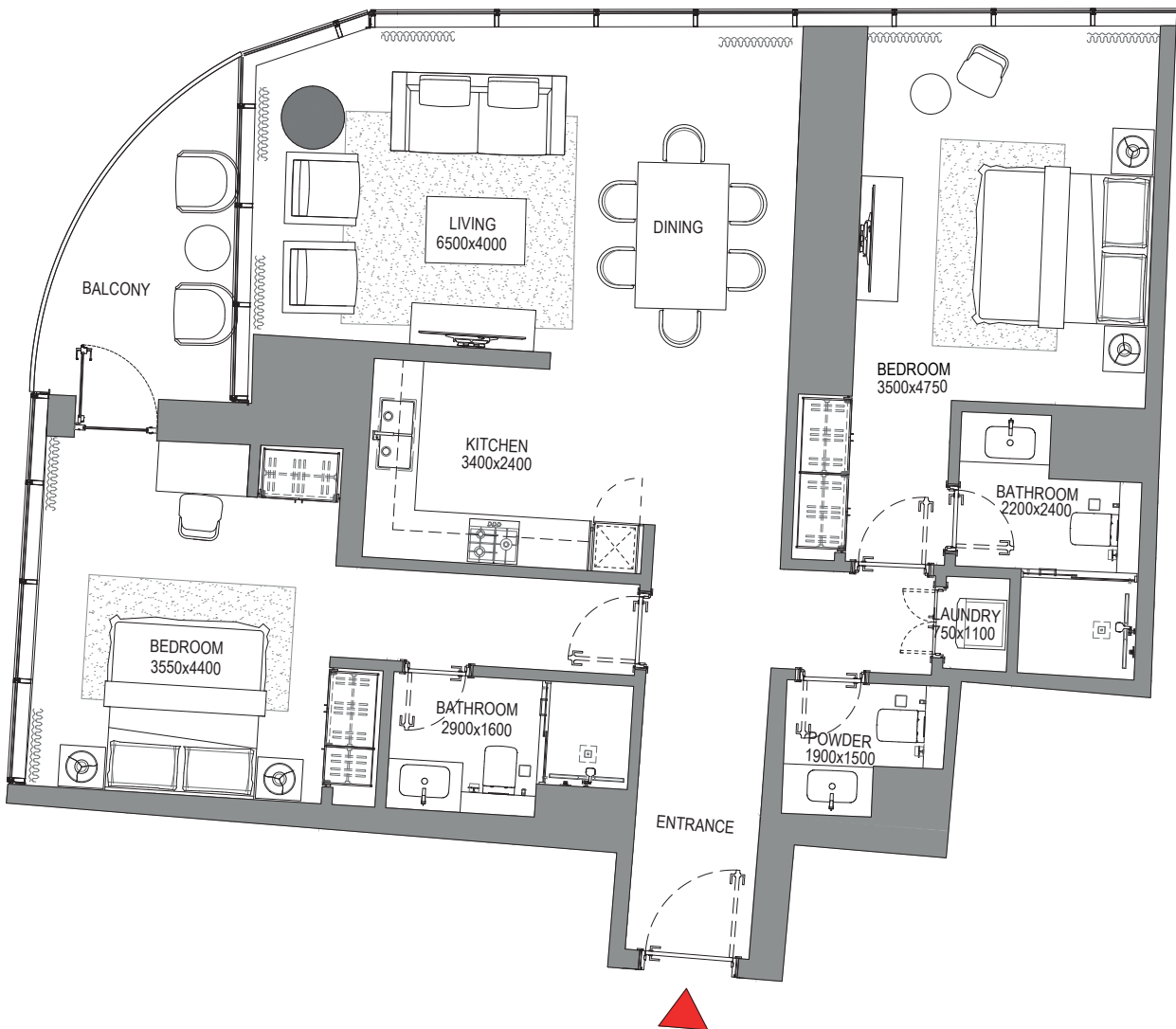
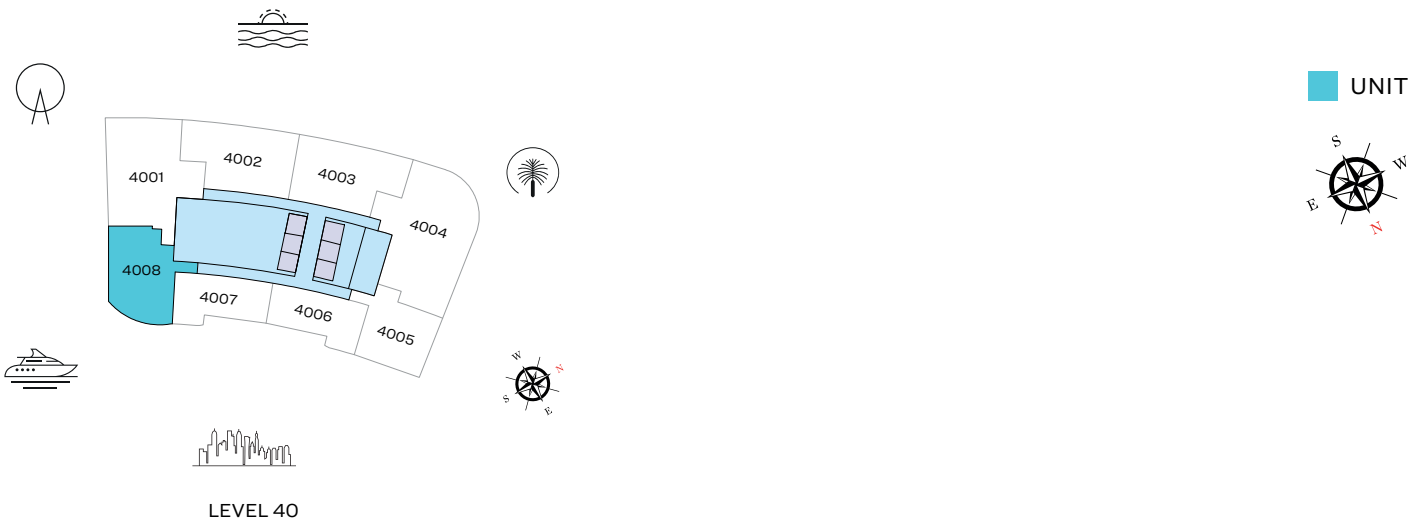
TYPE D (with powder room + balcony)

TOTAL SALEABLE AREA

SUITE = 1,275.52 SQ.FT.

BALCONY = 83.31 SQ.FT.

TOTAL = 1,358.83 SQ.FT.



List of unit numbers with this unit plan:

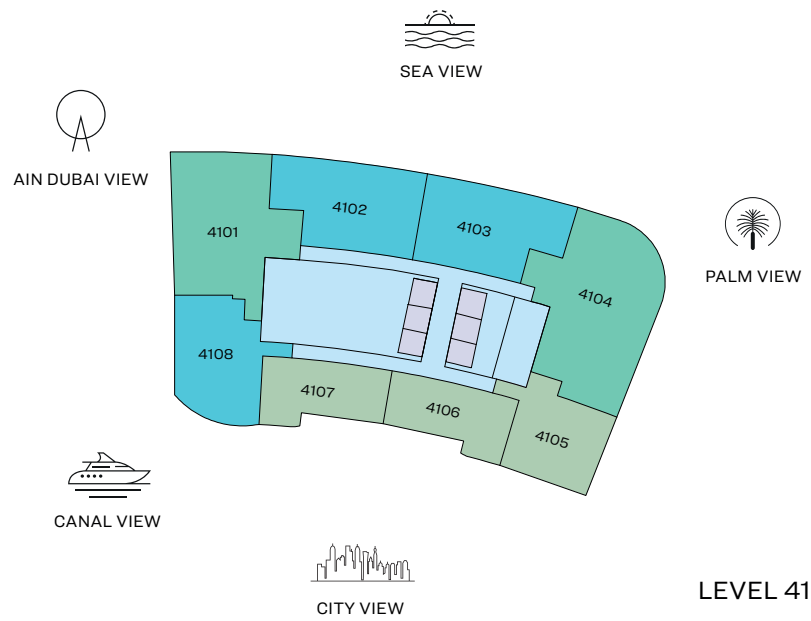
VIEWS

Blue waters, Ain Dubai, JBR Beach, Marina, Sea
4008

Disclaimer: 1. All dimensions are in metric, measured to wall finishes. 2. All materials, dimensions & drawings are approximate. 3. Information is subject to change without notice, at developer's absolute discretion. 4. Actual area may vary from the stated area. 5. Drawing are not to scale. 6. All images used are for illustrative purpose only and do not represent the actual size, features, specifications, fittings and furnishings. 7. The developer reserves the right to make revisions/ alterations, at its absolute discretion, without any liability whatsoever.

FLOOR PLAN LAYOUT

TOWER A



- 1 BED UNIT
- 2 BED UNIT
- 3 BED UNIT
- LOBBIES, CORRIDORS & STAIRS
- LIFTS

Disclaimer: 1. All dimensions are in metric, measured to wall finishes. 2. All materials, dimensions & drawings are approximate. 3. Information is subject to change without notice, at developer's absolute discretion. 4. Actual area may vary from the stated area. 5. Drawing are not to scale. 6. All images used are for illustrative purpose only and do not represent the actual size, features, specifications, fittings and furnishings. 7. The developer reserves the right to make revisions/ alterations, at its absolute discretion, without any liability whatsoever.

3 BEDROOM APARTMENT

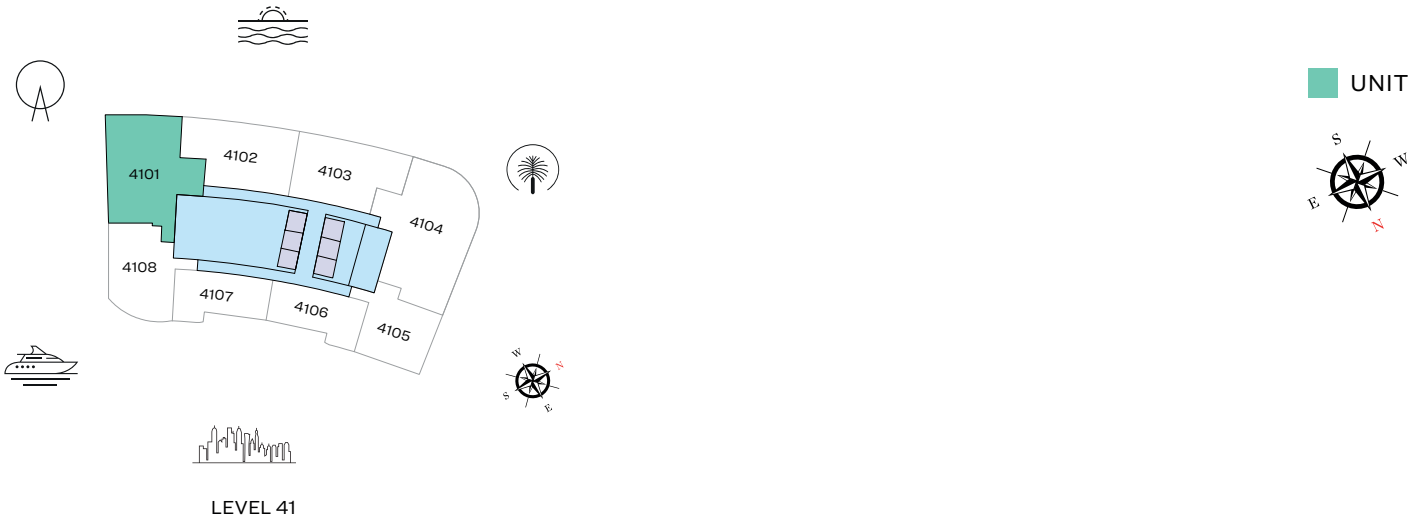
TYPE A (with maid room and powder room + balcony)

TOTAL SALEABLE AREA

SUITE = 1,996.71 SQ.FT.

BALCONY = 203.65 SQ.FT.

TOTAL = 2,200.36 SQ.FT.



List of unit numbers with this unit plan:

VIEWS

Blue waters, Ain Dubai, Palm Jumeirah, Harbour, JBR Beach, Marina, Sea, Marina Skyline, Skydive 4101

Disclaimer: 1. All dimensions are in metric, measured to wall finishes. 2. All materials, dimensions & drawings are approximate. 3. Information is subject to change without notice, at developer's absolute discretion. 4. Actual area may vary from the stated area. 5. Drawing are not to scale. 6. All images used are for illustrative purpose only and do not represent the actual size, features, specifications, fittings and furnishings. 7. The developer reserves the right to make revisions/ alterations, at its absolute discretion, without any liability whatsoever.

3 BEDROOM APARTMENT


TYPE C (with maid room and powder room + balcony)

TOTAL SALEABLE AREA

SUITE = 2,466.44 SQ.FT.

BALCONY = 120.88 SQ.FT.

TOTAL = 2,587.32 SQ.FT.



List of unit numbers with this unit plan:

VIEWS

Palm Jumeirah, Harbour, Sea, Skydive
4104

Disclaimer: 1. All dimensions are in metric, measured to wall finishes. 2. All materials, dimensions & drawings are approximate. 3. Information is subject to change without notice, at developer's absolute discretion. 4. Actual area may vary from the stated area. 5. Drawing are not to scale. 6. All images used are for illustrative purpose only and do not represent the actual size, features, specifications, fittings and furnishings. 7. The developer reserves the right to make revisions/ alterations, at its absolute discretion, without any liability whatsoever.

2 BEDROOM APARTMENT

TYPE A (with powder room + balcony)

TOTAL SALEABLE AREA

SUITE = 1,333.54 SQ.FT.

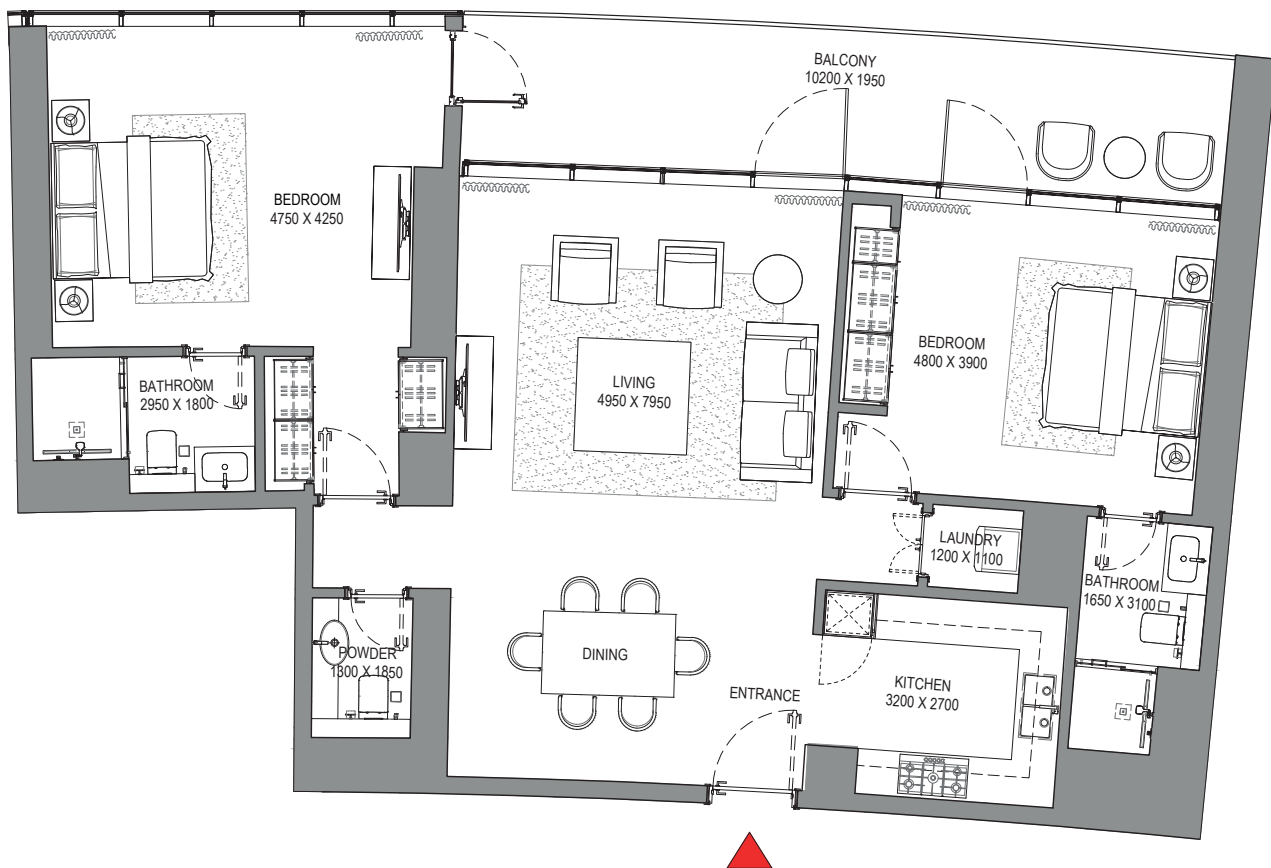
BALCONY = 233.15 SQ.FT.

TOTAL = 1,566.69 SQ.FT.



LEVEL 41

UNIT



List of unit numbers with this unit plan:

VIEWS

Blue waters, Ain Dubai, Palm Jumeirah, Harbour, Sea, Skydive
4102

Disclaimer: 1. All dimensions are in metric, measured to wall finishes. 2. All materials, dimensions & drawings are approximate. 3. Information is subject to change without notice, at developer's absolute discretion. 4. Actual area may vary from the stated area. 5. Drawing are not to scale. 6. All images used are for illustrative purpose only and do not represent the actual size, features, specifications, fittings and furnishings. 7. The developer reserves the right to make revisions/ alterations, at its absolute discretion, without any liability whatsoever.

2 BEDROOM APARTMENT

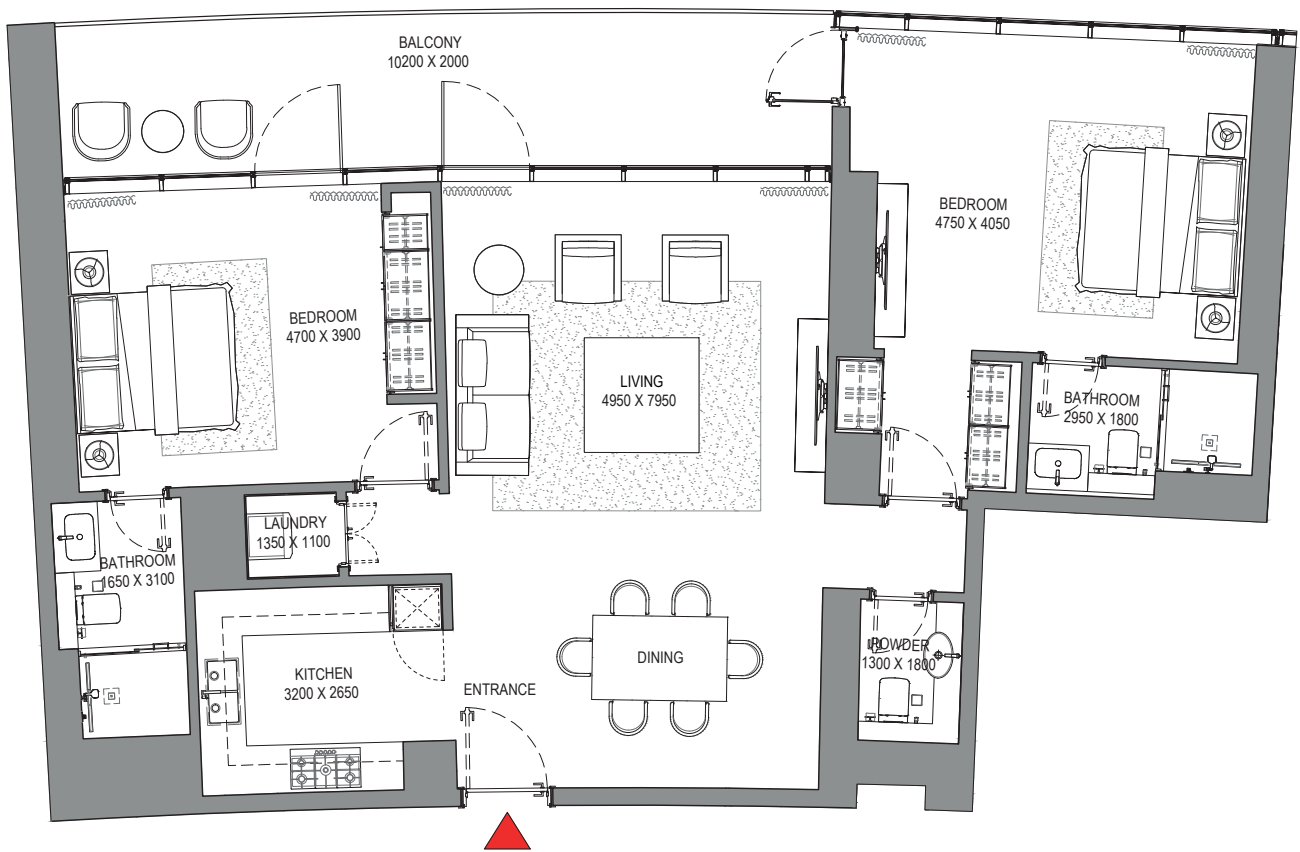
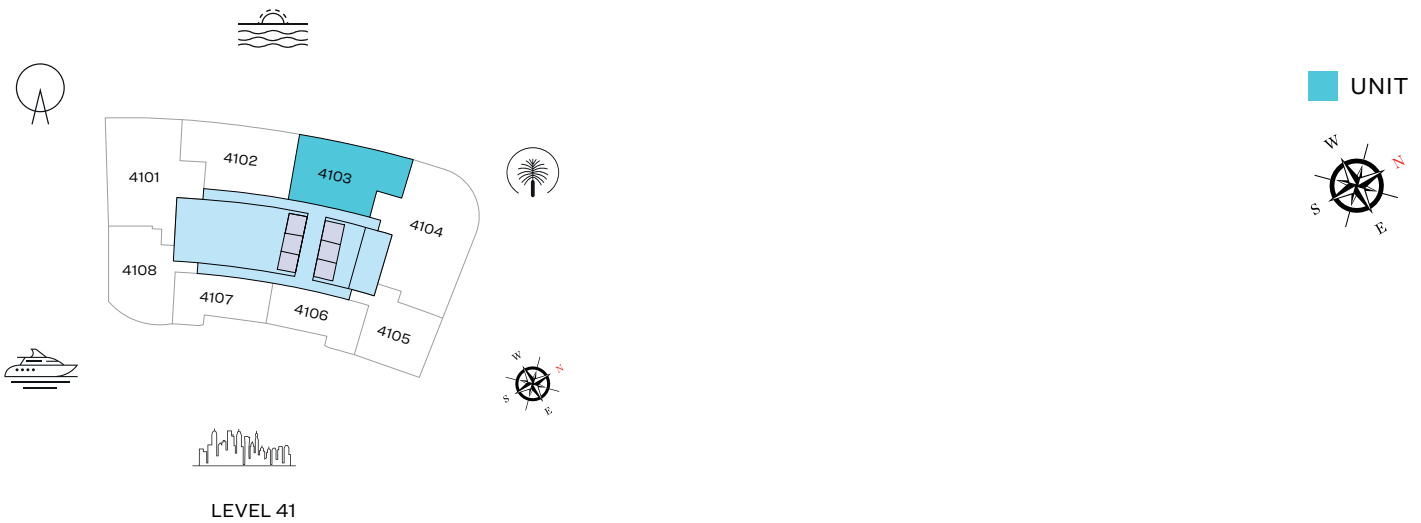
TYPE B (with powder room + balcony)

TOTAL SALEABLE AREA

SUITE = 1,316.21 SQ.FT.

BALCONY = 236.81 SQ.FT.

TOTAL = 1,553.02 SQ.FT.



List of unit numbers with this unit plan:

VIEWS

Palm Jumeirah, Harbour, Sea, Skydive
4103

Disclaimer: 1. All dimensions are in metric, measured to wall finishes. 2. All materials, dimensions & drawings are approximate. 3. Information is subject to change without notice, at developer's absolute discretion. 4. Actual area may vary from the stated area. 5. Drawing are not to scale. 6. All images used are for illustrative purpose only and do not represent the actual size, features, specifications, fittings and furnishings. 7. The developer reserves the right to make revisions/ alterations, at its absolute discretion, without any liability whatsoever.

2 BEDROOM APARTMENT

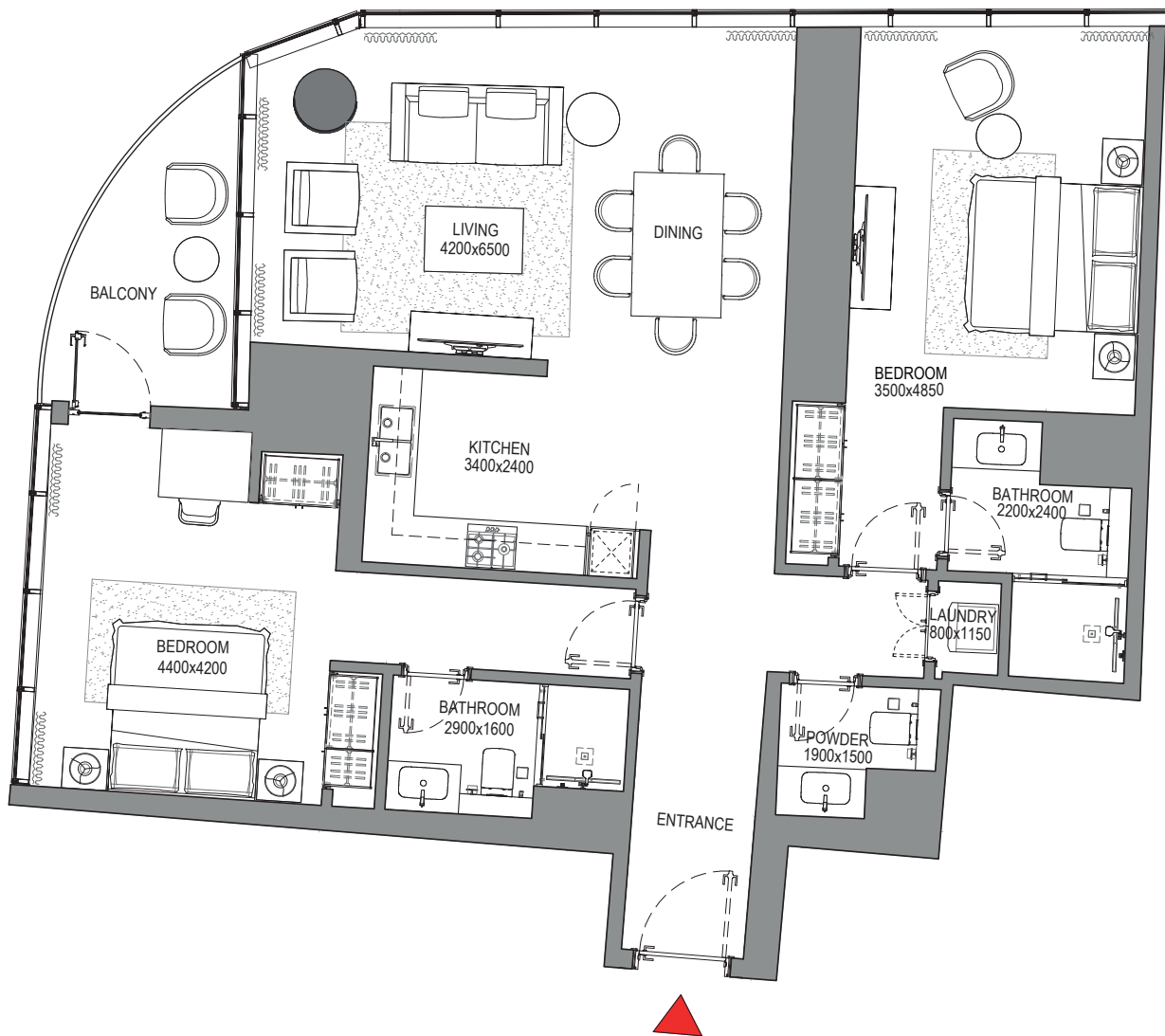
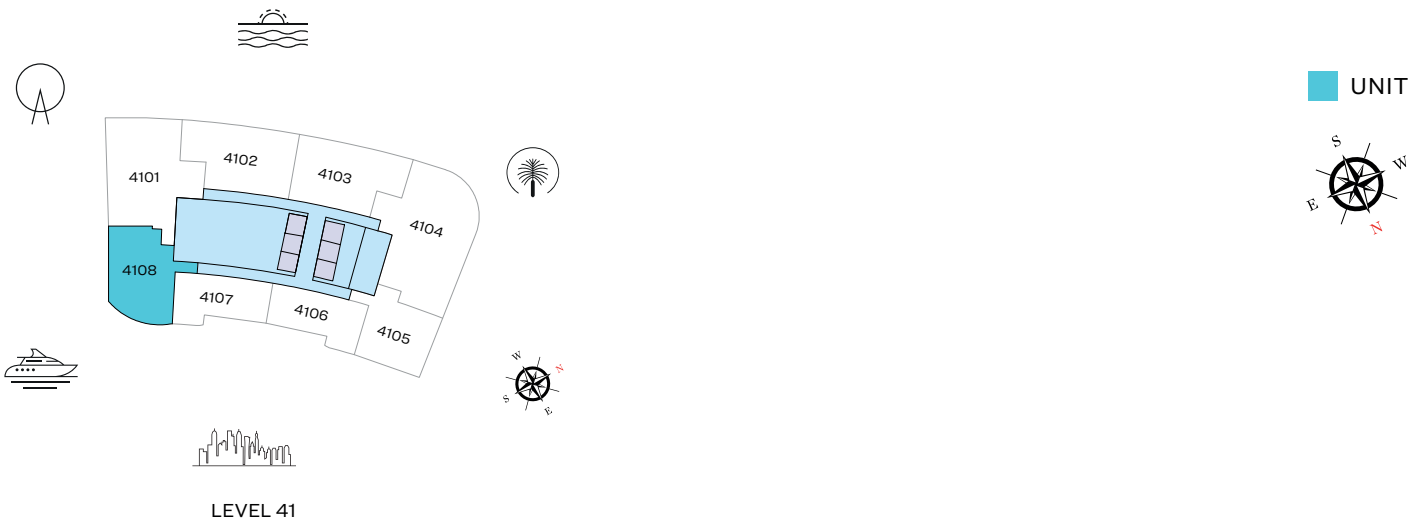
TYPE D (with powder room + balcony)

TOTAL SALEABLE AREA

SUITE = 1,284.03 SQ.FT.

BALCONY = 82.02 SQ.FT.

TOTAL = 1,366.05 SQ.FT.



List of unit numbers with this unit plan:

VIEWS

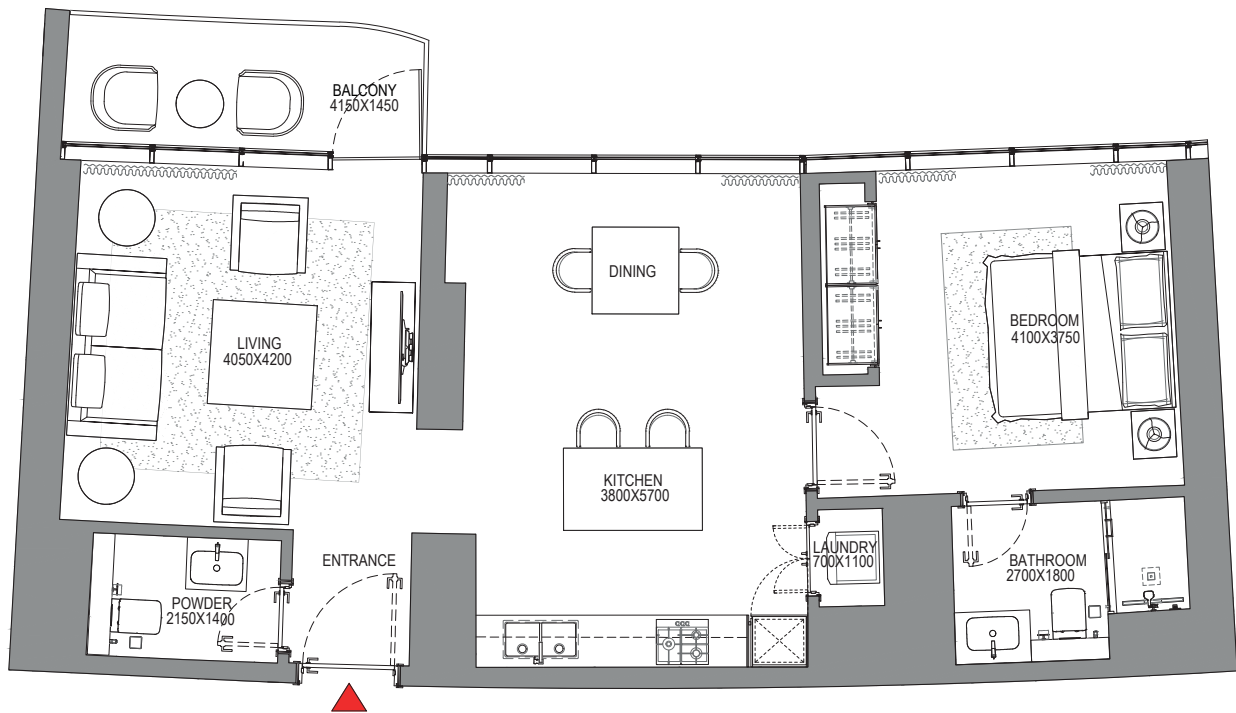
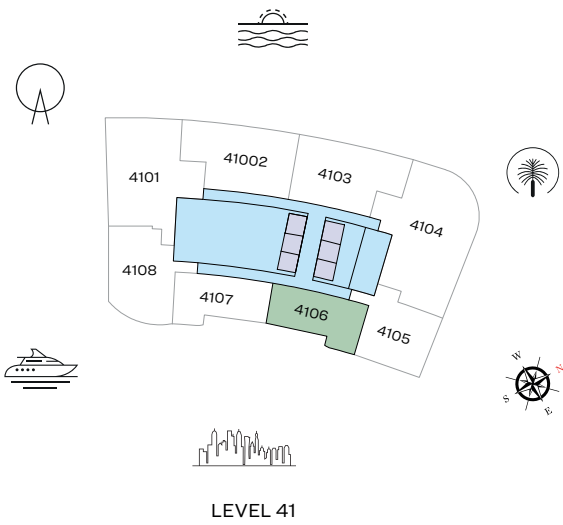
Blue waters, Ain Dubai, JBR Beach, Marina, Sea
4108

Disclaimer: 1. All dimensions are in metric, measured to wall finishes. 2. All materials, dimensions & drawings are approximate. 3. Information is subject to change without notice, at developer's absolute discretion. 4. Actual area may vary from the stated area. 5. Drawing are not to scale. 6. All images used are for illustrative purpose only and do not represent the actual size, features, specifications, fittings and furnishings. 7. The developer reserves the right to make revisions/ alterations, at its absolute discretion, without any liability whatsoever.

1 BEDROOM APARTMENT
TYPE A (with powder room + balcony)

TOTAL SALEABLE AREA

SUITE = 815.15 SQ.FT.
 BALCONY = 70.72 SQ.FT.
 TOTAL = 885.87 SQ.FT.



List of unit numbers with this unit plan:

VIEWS

Marina, Marina Skyline
 4106

Disclaimer: 1. All dimensions are in metric, measured to wall finishes. 2. All materials, dimensions & drawings are approximate. 3. Information is subject to change without notice, at developer's absolute discretion. 4. Actual area may vary from the stated area. 5. Drawing are not to scale. 6. All images used are for illustrative purpose only and do not represent the actual size, features, specifications, fittings and furnishings. 7. The developer reserves the right to make revisions/ alterations, at its absolute discretion, without any liability whatsoever.

1 BEDROOM APARTMENT

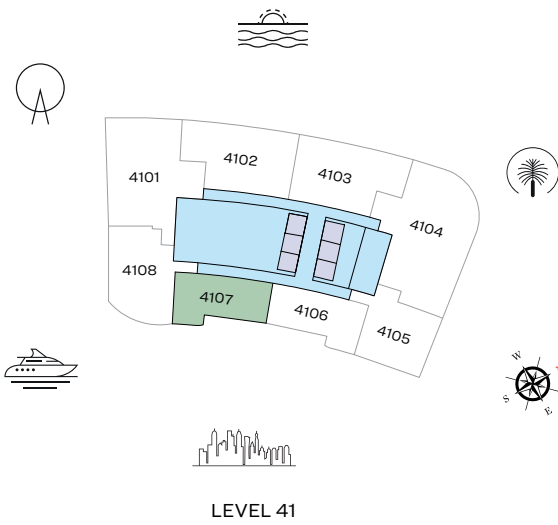
TYPE B (with powder room + balcony)

TOTAL SALEABLE AREA

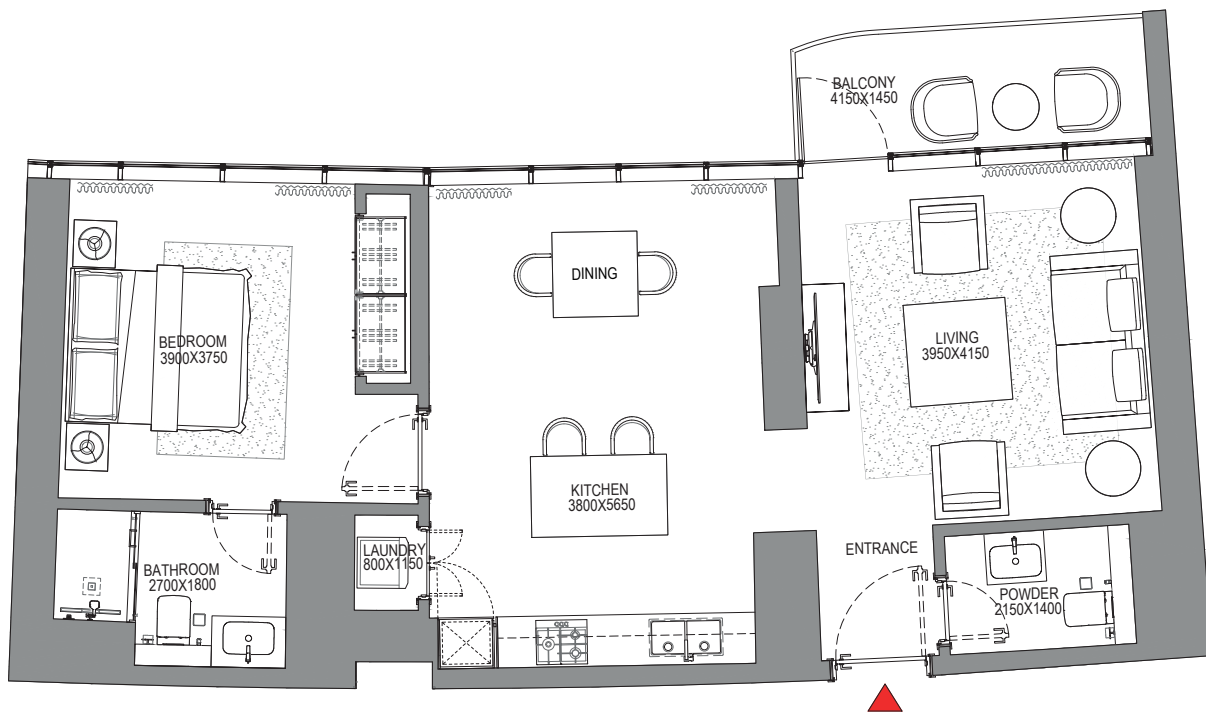
SUITE = 813.43 SQ.FT.

BALCONY = 68.57 SQ.FT.

TOTAL = 882.00 SQ.FT.



UNIT



List of unit numbers with this unit plan:

VIEWS

Marina, Marina Skyline
4107

Disclaimer: 1. All dimensions are in metric, measured to wall finishes. 2. All materials, dimensions & drawings are approximate. 3. Information is subject to change without notice, at developer's absolute discretion. 4. Actual area may vary from the stated area. 5. Drawing are not to scale. 6. All images used are for illustrative purpose only and do not represent the actual size, features, specifications, fittings and furnishings. 7. The developer reserves the right to make revisions/ alterations, at its absolute discretion, without any liability whatsoever.

1 BEDROOM APARTMENT

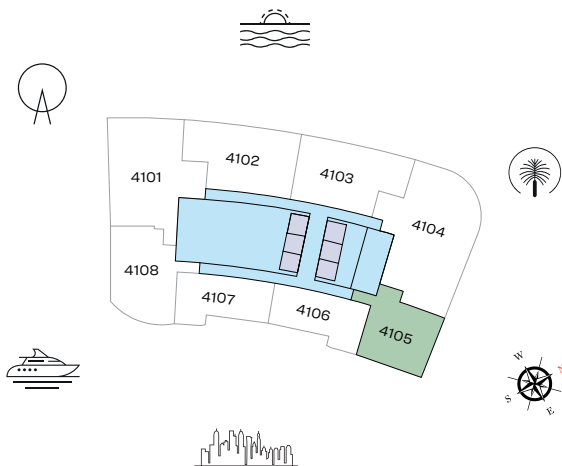
TYPE C (with powder room + balcony)

TOTAL SALEABLE AREA

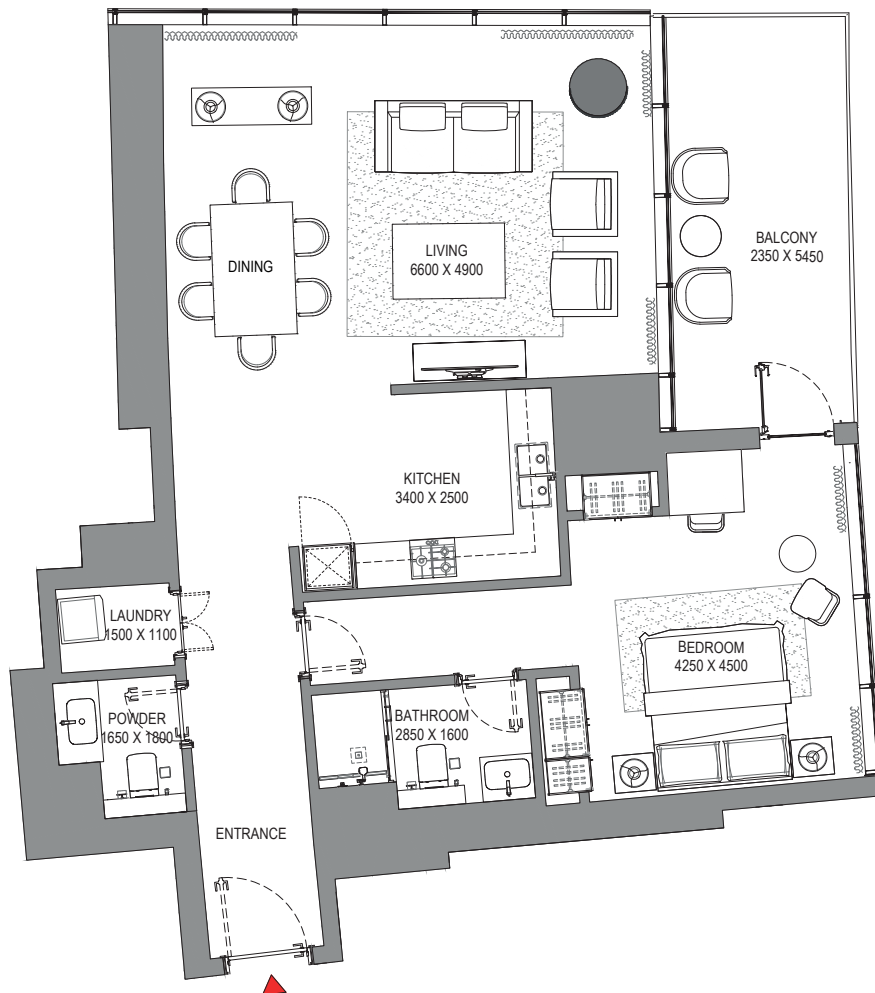
SUITE = 1,012.24 SQ.FT.

BALCONY = 147.9 SQ.FT.

TOTAL = 1,160.14 SQ.FT.



LEVEL 41



List of unit numbers with this unit plan:

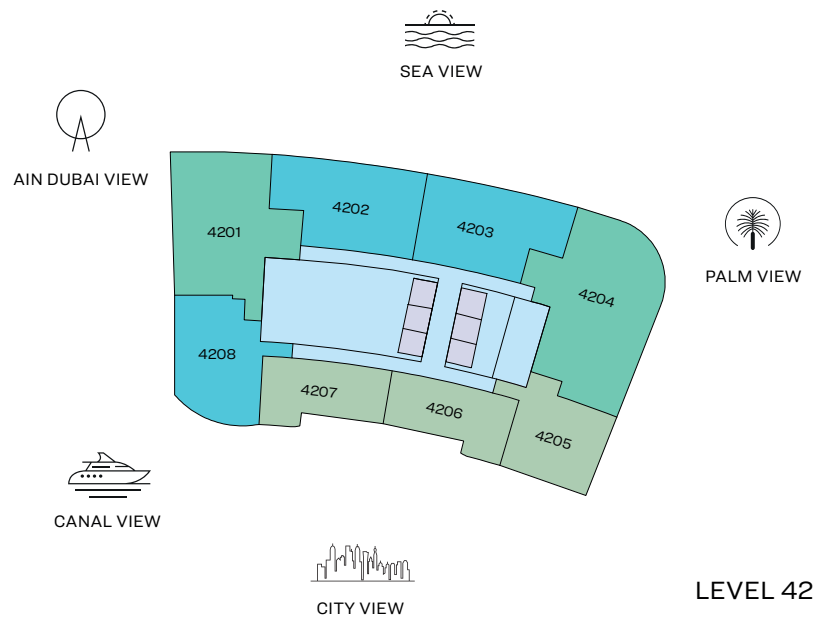
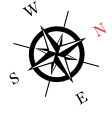
VIEWS

Marina, Marina Skyline
4105

Disclaimer: 1. All dimensions are in metric, measured to wall finishes. 2. All materials, dimensions & drawings are approximate. 3. Information is subject to change without notice, at developer's absolute discretion. 4. Actual area may vary from the stated area. 5. Drawing are not to scale. 6. All images used are for illustrative purpose only and do not represent the actual size, features, specifications, fittings and furnishings. 7. The developer reserves the right to make revisions/ alterations, at its absolute discretion, without any liability whatsoever.

FLOOR PLAN LAYOUT

TOWER A



- 1 BED UNIT
- 2 BED UNIT
- 3 BED UNIT
- LOBBIES, CORRIDORS & STAIRS
- LIFTS

Disclaimer: 1. All dimensions are in metric, measured to wall finishes. 2. All materials, dimensions & drawings are approximate. 3. Information is subject to change without notice, at developer's absolute discretion. 4. Actual area may vary from the stated area. 5. Drawing are not to scale. 6. All images used are for illustrative purpose only and do not represent the actual size, features, specifications, fittings and furnishings. 7. The developer reserves the right to make revisions/ alterations, at its absolute discretion, without any liability whatsoever.

3 BEDROOM APARTMENT

TYPE A (with maid room and powder room + balcony)

TOTAL SALEABLE AREA

SUITE = 2,020.82 SQ.FT.

BALCONY = 203.76 SQ.FT.

TOTAL = 2,224.58 SQ.FT.



LEVEL 42



List of unit numbers with this unit plan:

VIEWS

Blue waters, Ain Dubai, Palm Jumeirah, Harbour, JBR Beach, Marina, Sea, Marina Skyline, Skydive 4201

Disclaimer: 1. All dimensions are in metric, measured to wall finishes. 2. All materials, dimensions & drawings are approximate. 3. Information is subject to change without notice, at developer's absolute discretion. 4. Actual area may vary from the stated area. 5. Drawing are not to scale. 6. All images used are for illustrative purpose only and do not represent the actual size, features, specifications, fittings and furnishings. 7. The developer reserves the right to make revisions/ alterations, at its absolute discretion, without any liability whatsoever.

3 BEDROOM APARTMENT

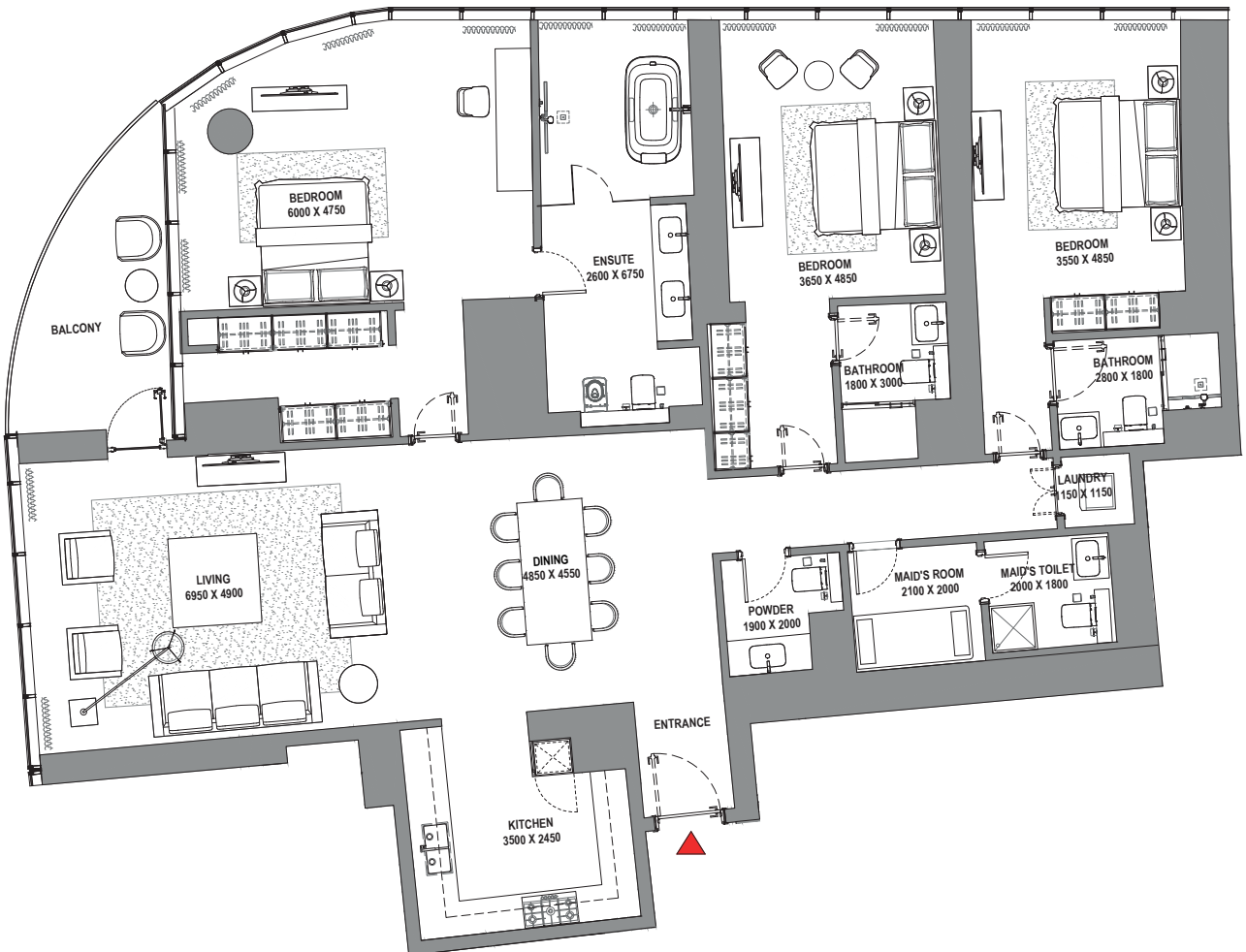

TYPE C (with maid room and powder room + balcony)

TOTAL SALEABLE AREA

SUITE = 2,484.53 SQ.FT.

BALCONY = 128.09 SQ.FT.

TOTAL = 2,612.62 SQ.FT.



List of unit numbers with this unit plan:

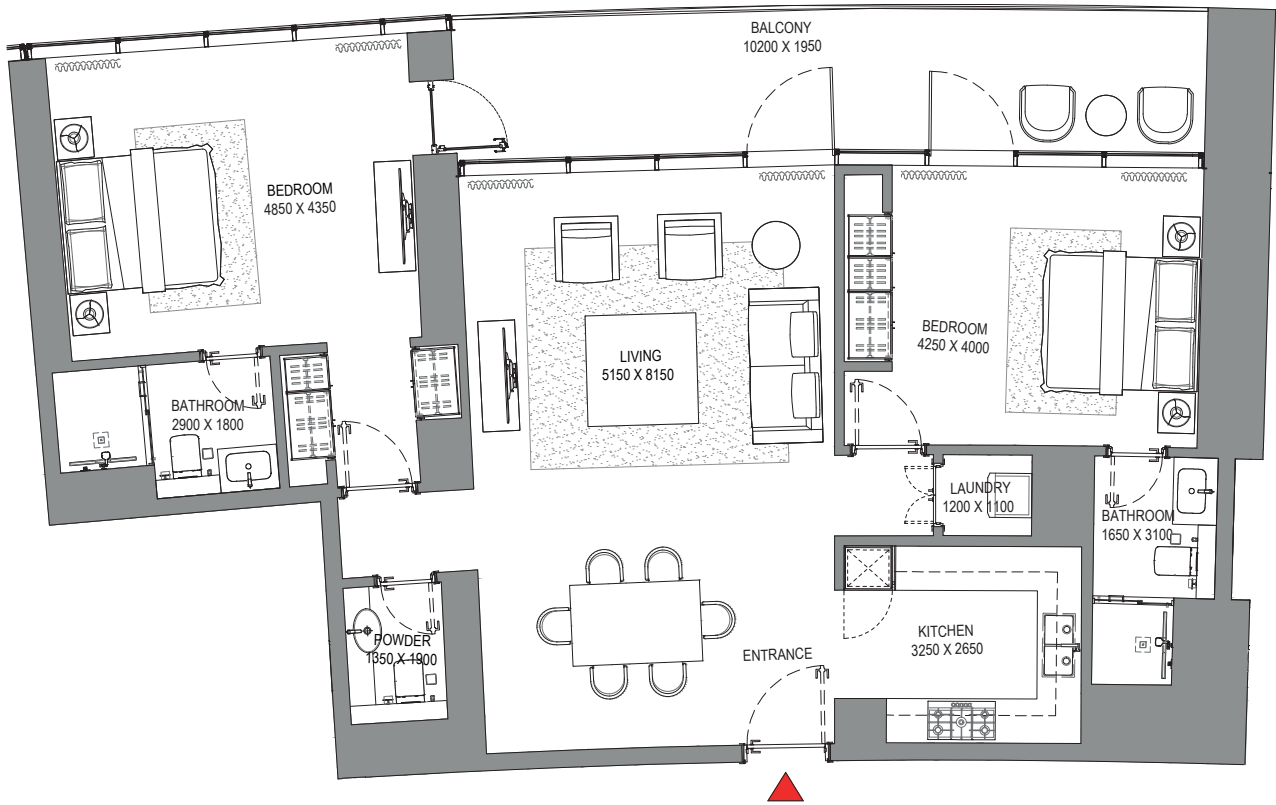
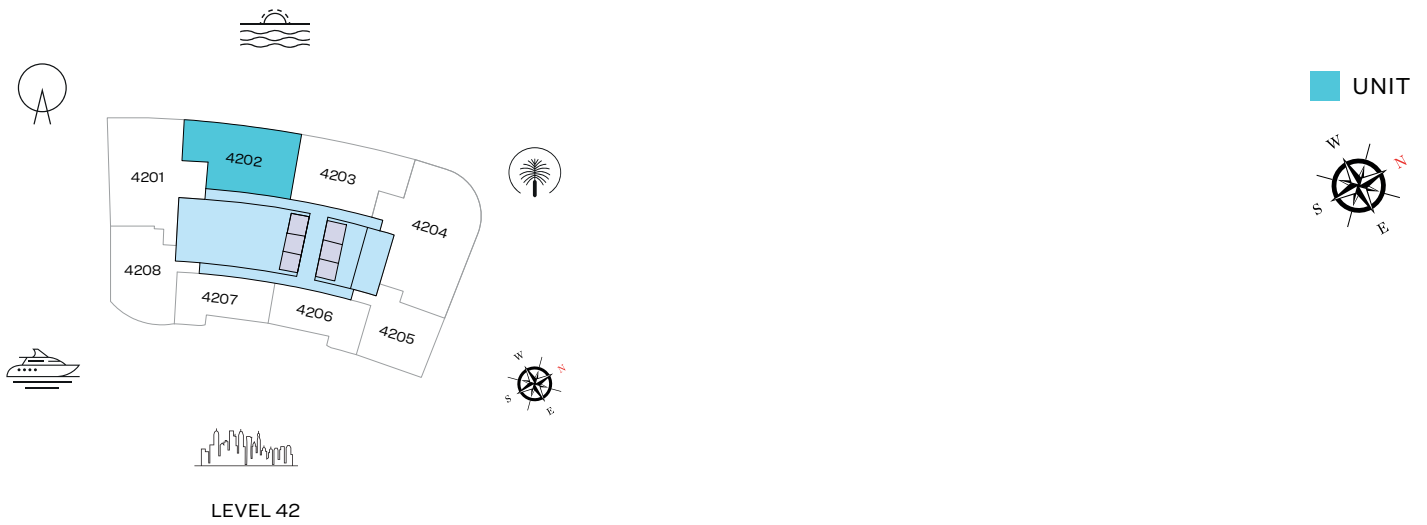
VIEWS

Palm Jumeirah, Harbour, Sea, Skydive
4204

Disclaimer: 1. All dimensions are in metric, measured to wall finishes. 2. All materials, dimensions & drawings are approximate. 3. Information is subject to change without notice, at developer's absolute discretion. 4. Actual area may vary from the stated area. 5. Drawing are not to scale. 6. All images used are for illustrative purpose only and do not represent the actual size, features, specifications, fittings and furnishings. 7. The developer reserves the right to make revisions/ alterations, at its absolute discretion, without any liability whatsoever.

2 BEDROOM APARTMENT
TYPE A (with powder room + balcony)

TOTAL SALEABLE AREA
 SUITE = 1,351.41 SQ.FT.
 BALCONY = 233.15 SQ.FT.
 TOTAL = 1,584.56 SQ.FT.



List of unit numbers with this unit plan:

VIEWS

Blue waters, Ain Dubai, Palm Jumeirah, Harbour, Sea, Skydive
 4202

Disclaimer: 1. All dimensions are in metric, measured to wall finishes. 2. All materials, dimensions & drawings are approximate. 3. Information is subject to change without notice, at developer's absolute discretion. 4. Actual area may vary from the stated area. 5. Drawing are not to scale. 6. All images used are for illustrative purpose only and do not represent the actual size, features, specifications, fittings and furnishings. 7. The developer reserves the right to make revisions/ alterations, at its absolute discretion, without any liability whatsoever.

2 BEDROOM APARTMENT

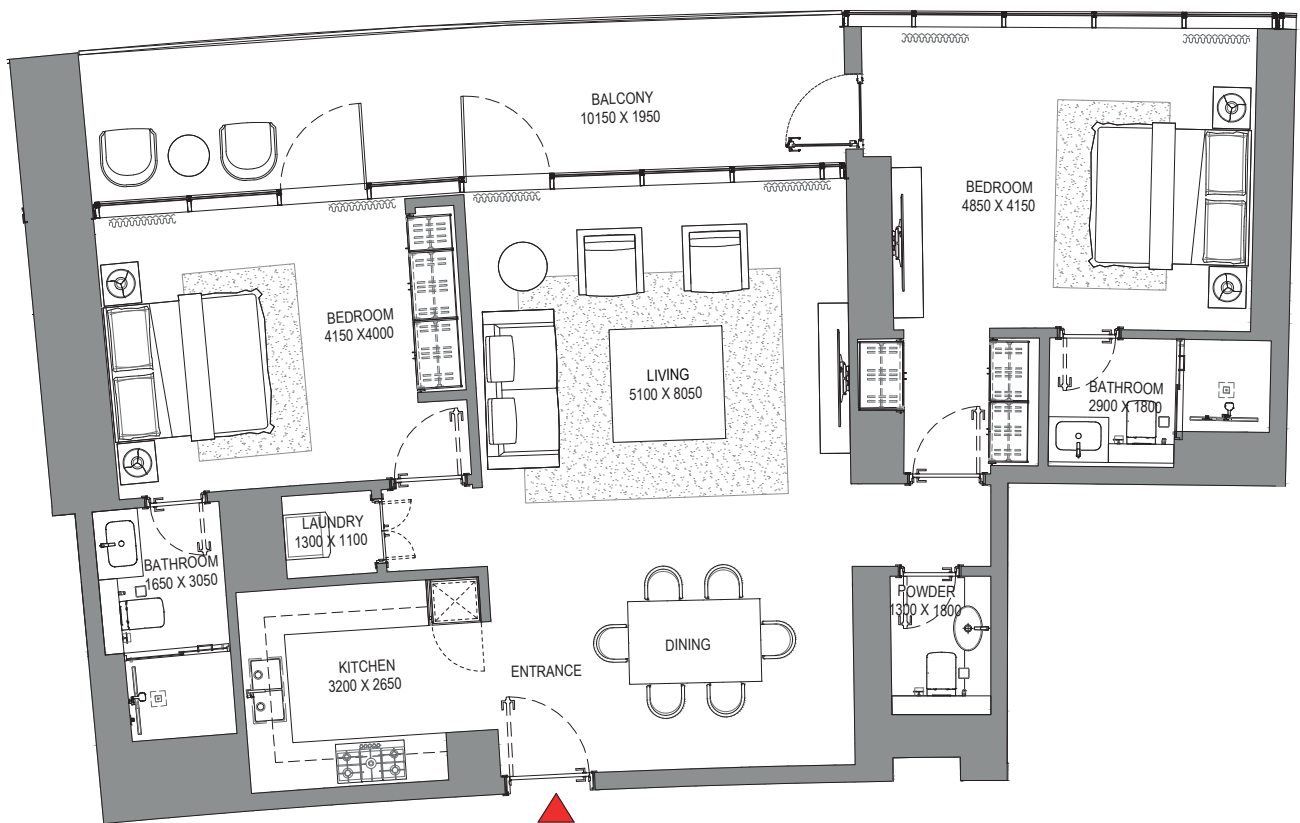
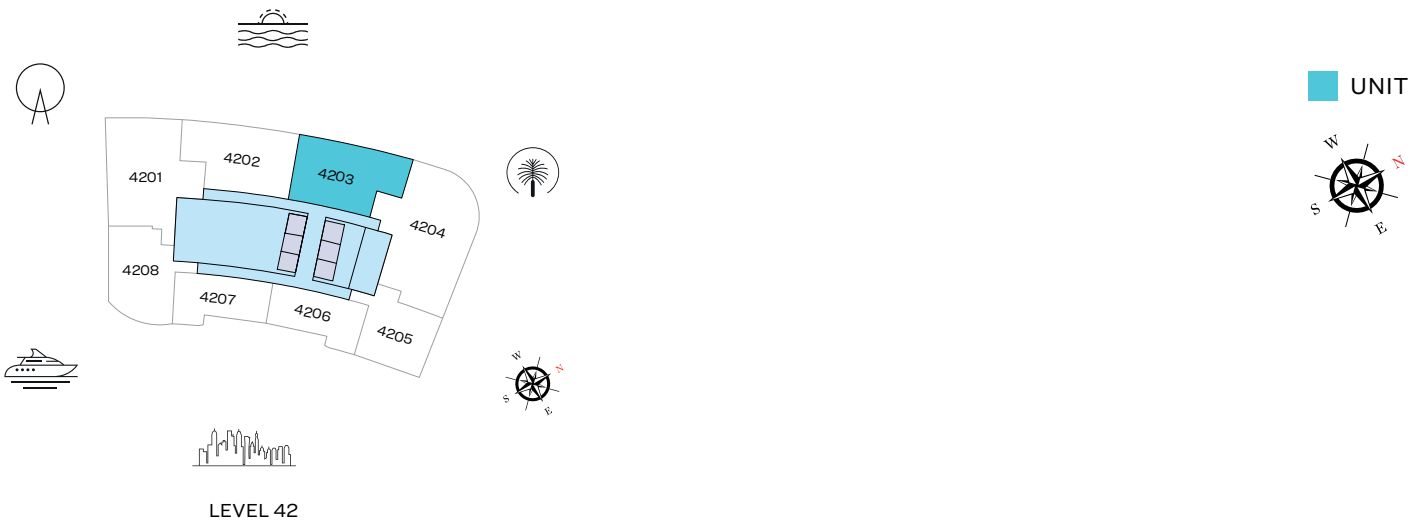
TYPE B (with powder room + balcony)

TOTAL SALEABLE AREA

SUITE = 1,333.86 SQ.FT.

BALCONY = 237.02 SQ.FT.

TOTAL = 1,570.88 SQ.FT.



List of unit numbers with this unit plan:

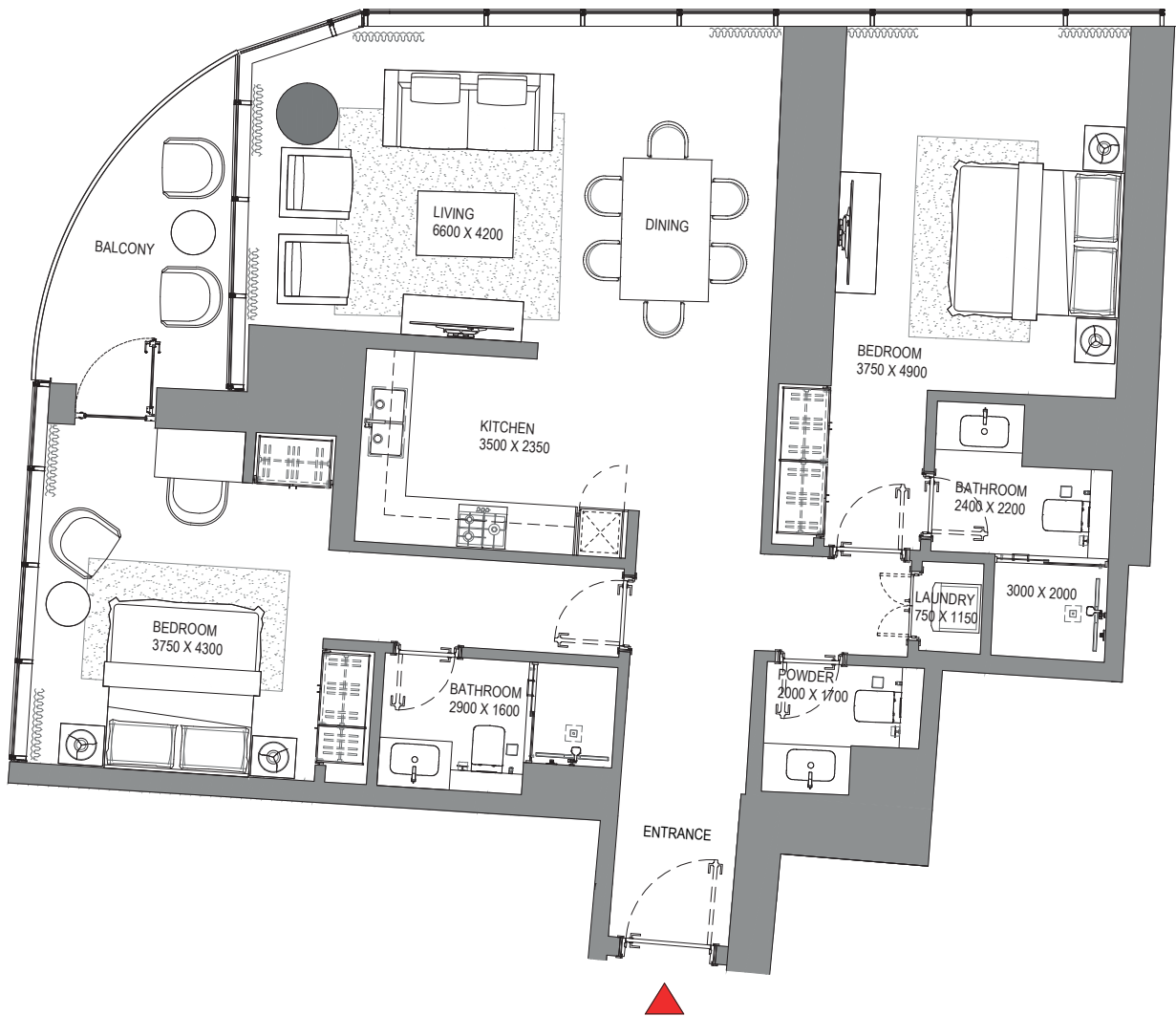
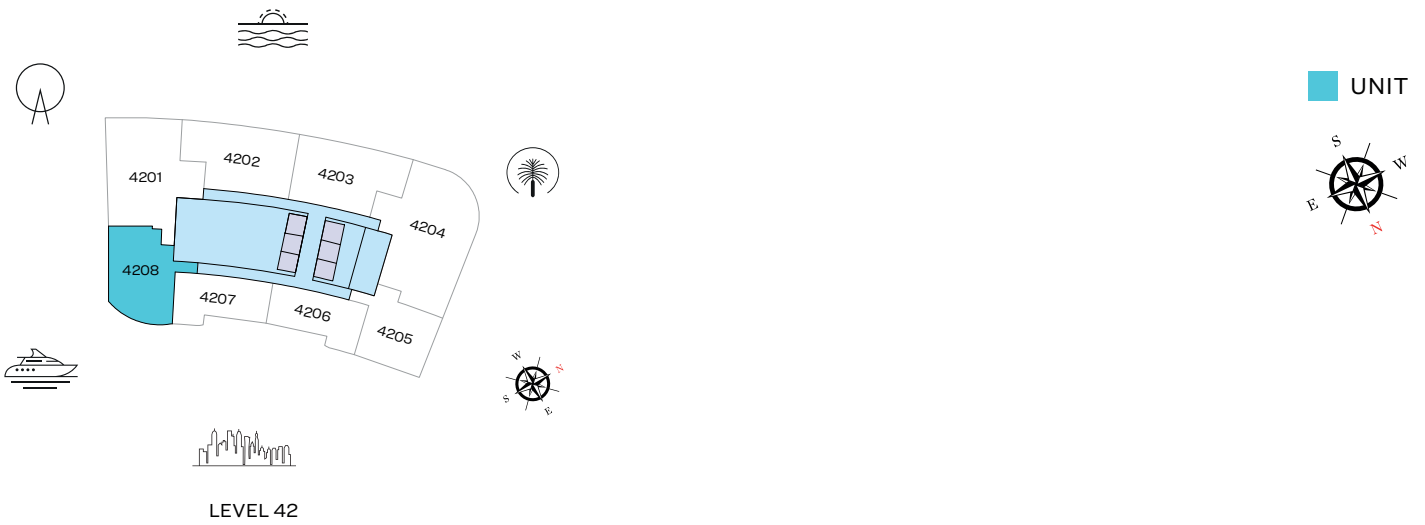
VIEWS

Palm Jumeirah, Harbour, Sea, Skydive
4203

Disclaimer: 1. All dimensions are in metric, measured to wall finishes. 2. All materials, dimensions & drawings are approximate. 3. Information is subject to change without notice, at developer's absolute discretion. 4. Actual area may vary from the stated area. 5. Drawing are not to scale. 6. All images used are for illustrative purpose only and do not represent the actual size, features, specifications, fittings and furnishings. 7. The developer reserves the right to make revisions/ alterations, at its absolute discretion, without any liability whatsoever.

2 BEDROOM APARTMENT
TYPE D (with powder room + balcony)

TOTAL SALEABLE AREA
 SUITE = 1,297.37 SQ.FT.
 BALCONY = 84.07 SQ.FT.
 TOTAL = 1,381.44 SQ.FT.



List of unit numbers with this unit plan:

VIEWS

Blue waters, Ain Dubai, JBR Beach, Marina, Sea
 4208

Disclaimer: 1. All dimensions are in metric, measured to wall finishes. 2. All materials, dimensions & drawings are approximate. 3. Information is subject to change without notice, at developer's absolute discretion. 4. Actual area may vary from the stated area. 5. Drawing are not to scale. 6. All images used are for illustrative purpose only and do not represent the actual size, features, specifications, fittings and furnishings. 7. The developer reserves the right to make revisions/ alterations, at its absolute discretion, without any liability whatsoever.

1 BEDROOM APARTMENT

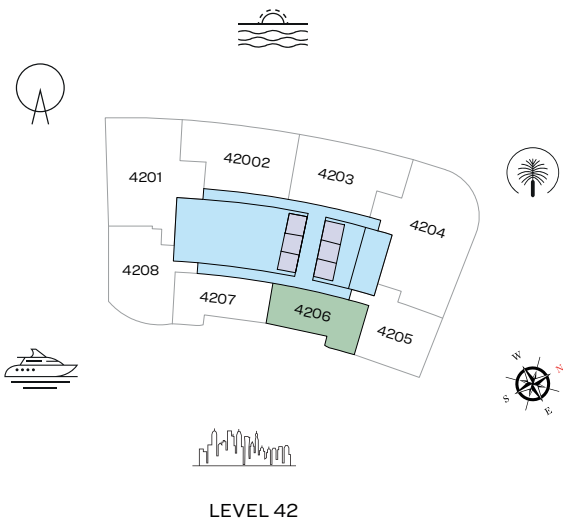
TYPE A (with powder room + balcony)

TOTAL SALEABLE AREA

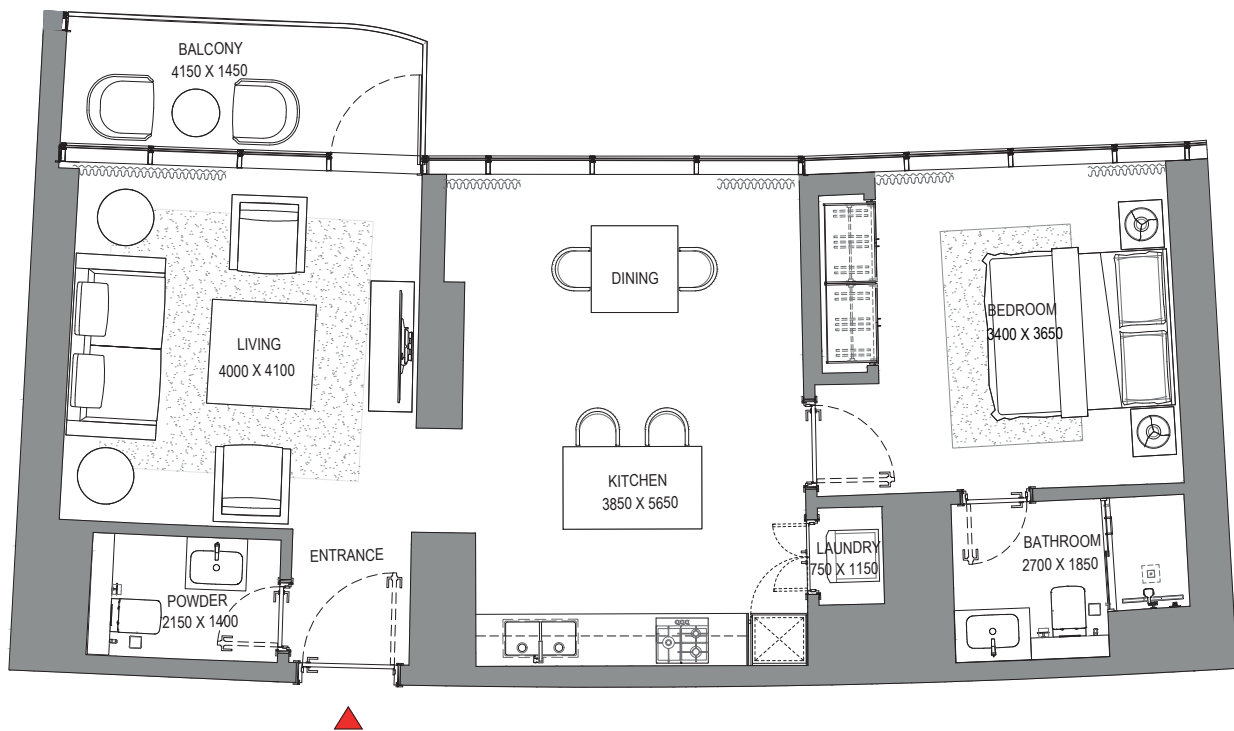
SUITE = 822.26 SQ.FT.

BALCONY = 70.93 SQ.FT.

TOTAL = 893.19 SQ.FT.



UNIT



List of unit numbers with this unit plan:

VIEWS

Marina, Marina Skyline
4206

Disclaimer: 1. All dimensions are in metric, measured to wall finishes. 2. All materials, dimensions & drawings are approximate. 3. Information is subject to change without notice, at developer's absolute discretion. 4. Actual area may vary from the stated area. 5. Drawing are not to scale. 6. All images used are for illustrative purpose only and do not represent the actual size, features, specifications, fittings and furnishings. 7. The developer reserves the right to make revisions/ alterations, at its absolute discretion, without any liability whatsoever.

1 BEDROOM APARTMENT

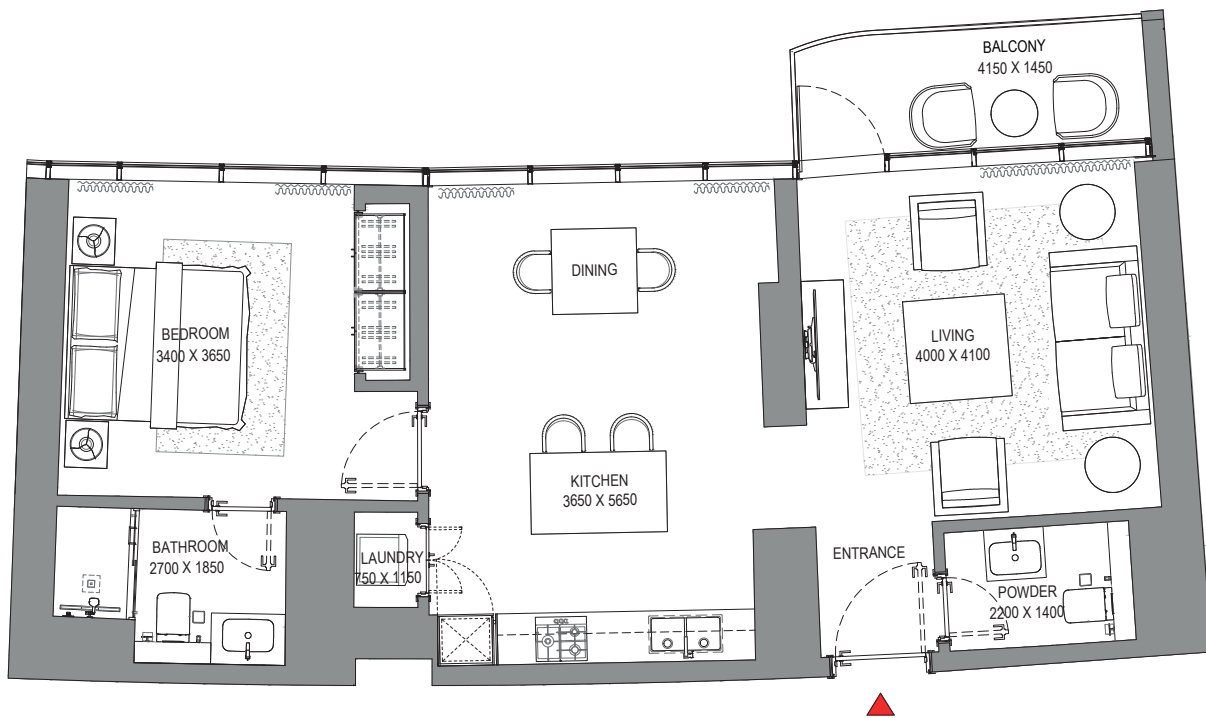
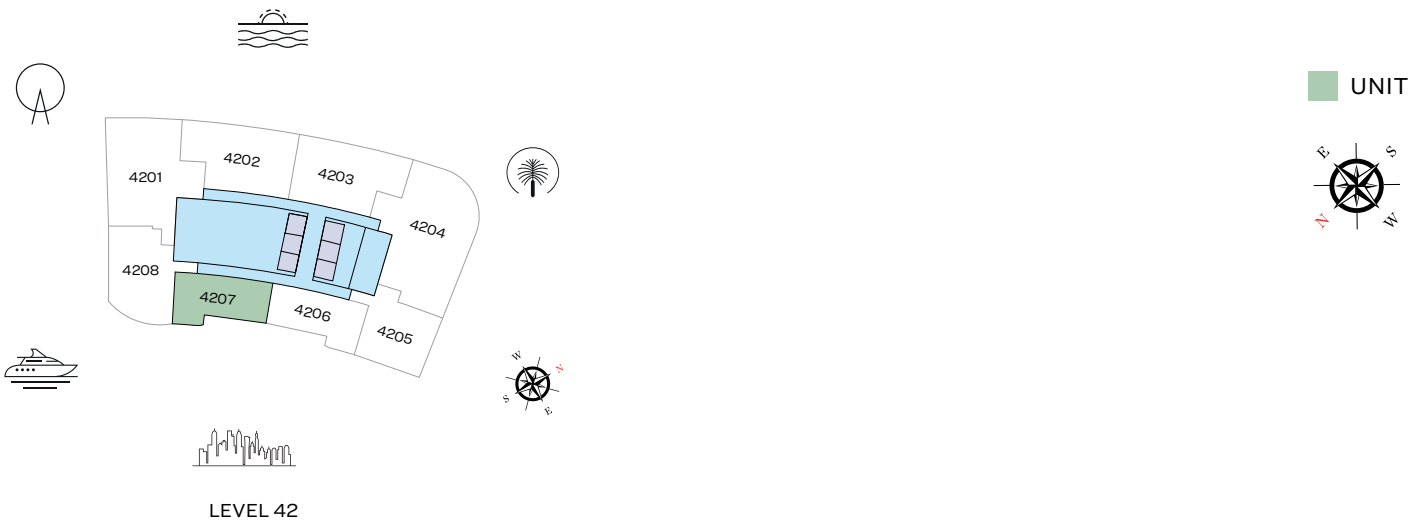
TYPE B (with powder room + balcony)

TOTAL SALEABLE AREA

SUITE = 820.53 SQ.FT.

BALCONY = 68.46 SQ.FT.

TOTAL = 888.99 SQ.FT.



List of unit numbers with this unit plan:

VIEWS

Marina, Marina Skyline
4207

Disclaimer: 1. All dimensions are in metric, measured to wall finishes. 2. All materials, dimensions & drawings are approximate. 3. Information is subject to change without notice, at developer's absolute discretion. 4. Actual area may vary from the stated area. 5. Drawing are not to scale. 6. All images used are for illustrative purpose only and do not represent the actual size, features, specifications, fittings and furnishings. 7. The developer reserves the right to make revisions/ alterations, at its absolute discretion, without any liability whatsoever.

1 BEDROOM APARTMENT

TYPE C (with powder room + balcony)

TOTAL SALEABLE AREA

SUITE = 1,023.76 SQ.FT.

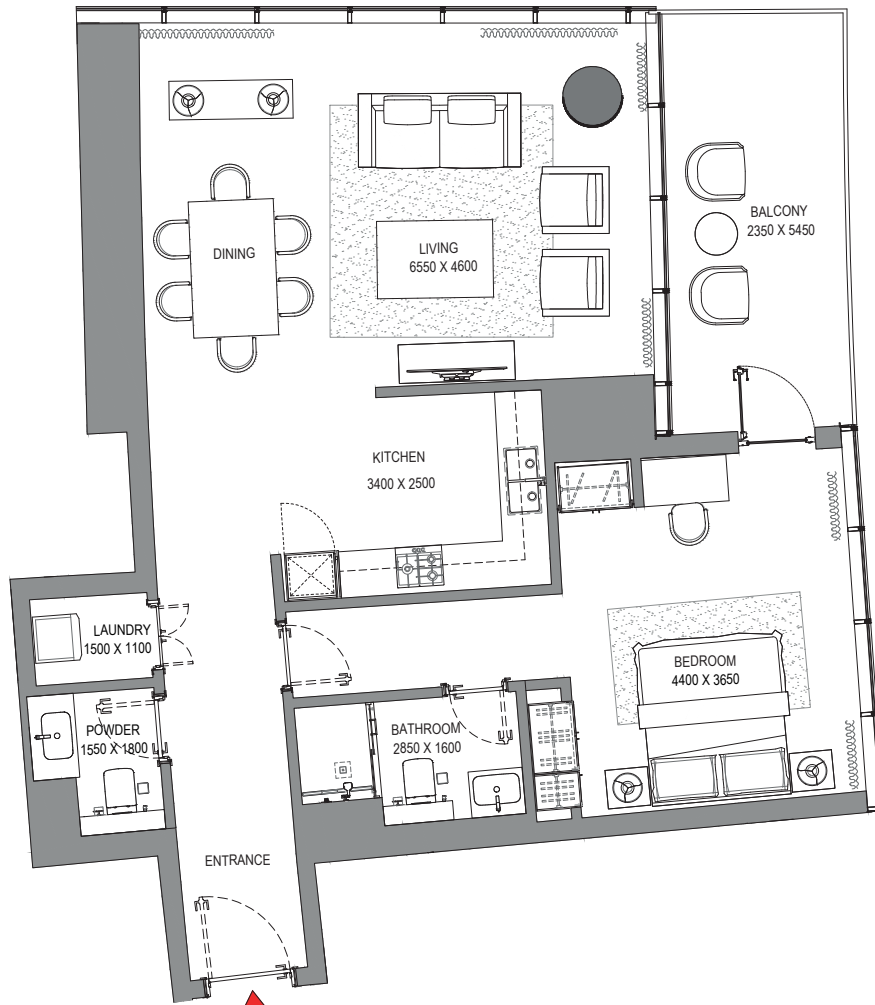
BALCONY = 142.51 SQ.FT.

TOTAL = 1,166.27 SQ.FT.



LEVEL 42

UNIT



List of unit numbers with this unit plan:

VIEWS

Marina, Marina Skyline

4205

Disclaimer: 1. All dimensions are in metric, measured to wall finishes. 2. All materials, dimensions & drawings are approximate. 3. Information is subject to change without notice, at developer's absolute discretion. 4. Actual area may vary from the stated area. 5. Drawing are not to scale. 6. All images used are for illustrative purpose only and do not represent the actual size, features, specifications, fittings and furnishings. 7. The developer reserves the right to make revisions/ alterations, at its absolute discretion, without any liability whatsoever.

FLOOR PLAN LAYOUT

TOWER A



- 1 BED UNIT
- 2 BED UNIT
- 3 BED UNIT
- LOBBIES, CORRIDORS & STAIRS
- LIFTS

Disclaimer: 1. All dimensions are in metric, measured to wall finishes. 2. All materials, dimensions & drawings are approximate. 3. Information is subject to change without notice, at developer's absolute discretion. 4. Actual area may vary from the stated area. 5. Drawing are not to scale. 6. All images used are for illustrative purpose only and do not represent the actual size, features, specifications, fittings and furnishings. 7. The developer reserves the right to make revisions/ alterations, at its absolute discretion, without any liability whatsoever.

3 BEDROOM APARTMENT

TYPE A (with maid room and powder room + balcony)

TOTAL SALEABLE AREA

SUITE = 2,042.13 SQ.FT.

BALCONY = 208.60 SQ.FT.

TOTAL = 2,250.73 SQ.FT.



LEVEL 43

UNIT



List of unit numbers with this unit plan:

VIEWS

Blue waters, Ain Dubai, Palm Jumeirah, Harbour, JBR Beach, Marina, Sea, Marina Skyline, Skydive
4301

Disclaimer: 1. All dimensions are in metric, measured to wall finishes. 2. All materials, dimensions & drawings are approximate. 3. Information is subject to change without notice, at developer's absolute discretion. 4. Actual area may vary from the stated area. 5. Drawing are not to scale. 6. All images used are for illustrative purpose only and do not represent the actual size, features, specifications, fittings and furnishings. 7. The developer reserves the right to make revisions/ alterations, at its absolute discretion, without any liability whatsoever.

3 BEDROOM APARTMENT

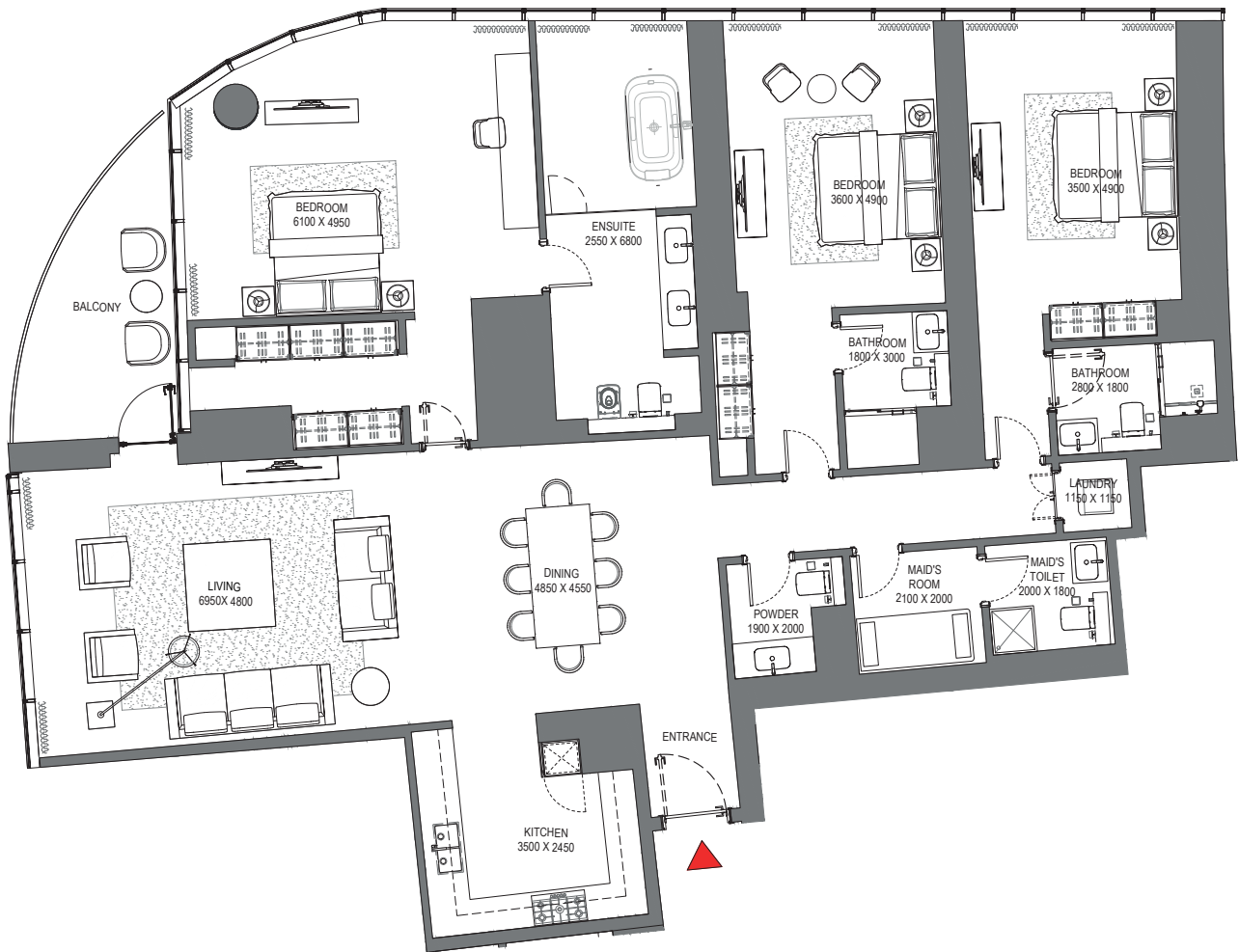

TYPE C (with maid room and powder room + balcony)

TOTAL SALEABLE AREA

SUITE = 2,501.75 SQ.FT.

BALCONY = 127.98 SQ.FT.

TOTAL = 2,629.73 SQ.FT.



List of unit numbers with this unit plan:

VIEWS

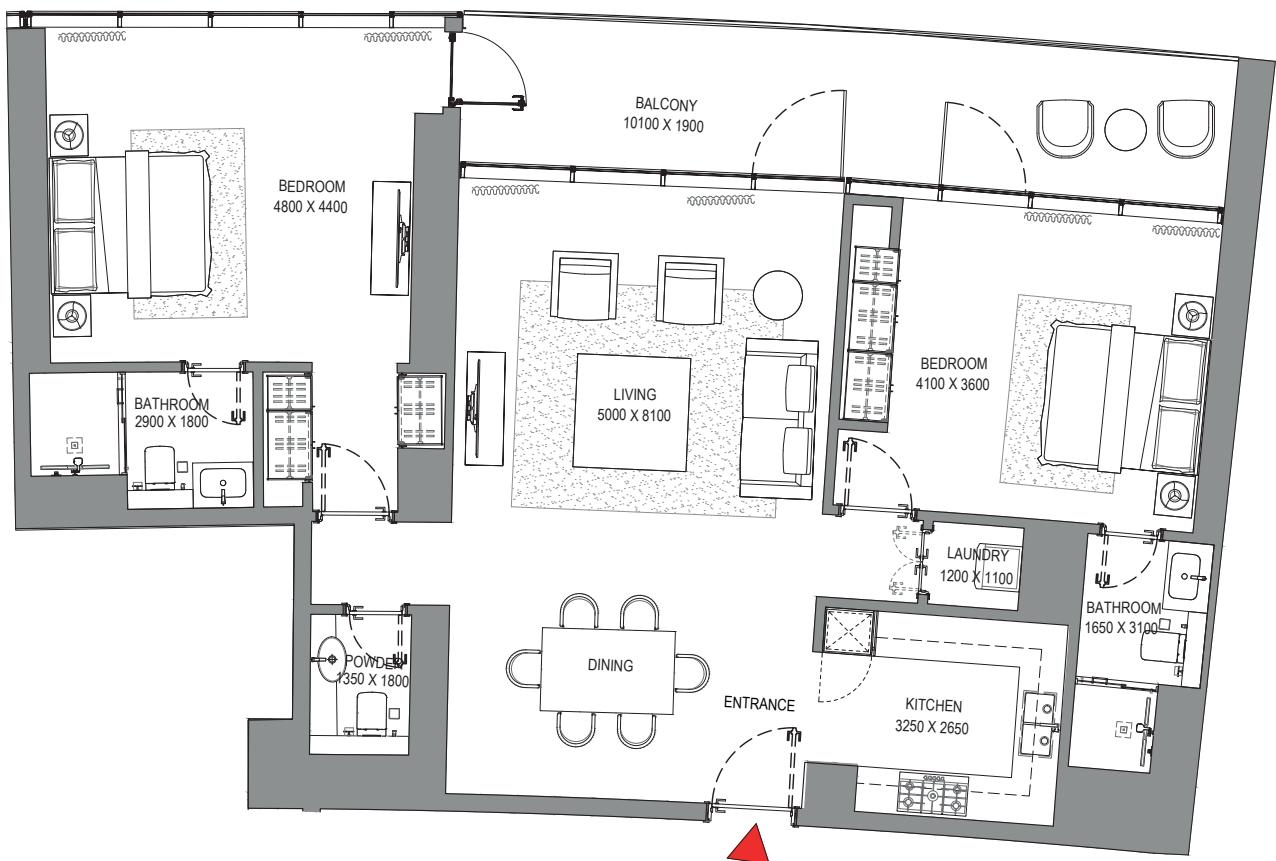
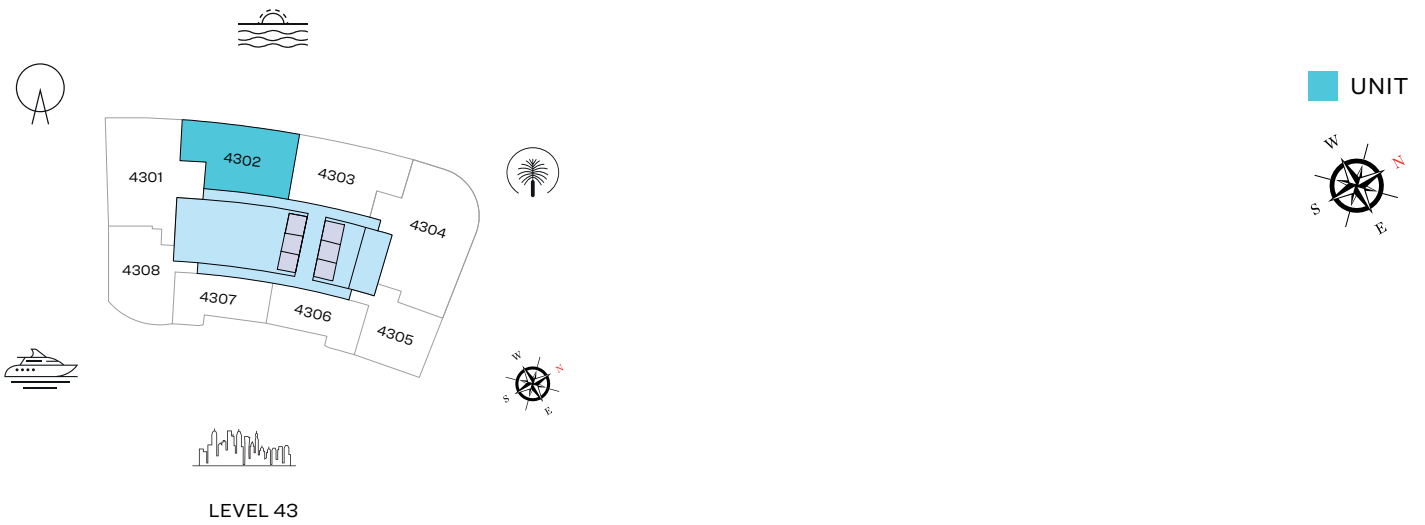
Palm Jumeirah, Harbour, Sea, Skydive
4304

Disclaimer: 1. All dimensions are in metric, measured to wall finishes. 2. All materials, dimensions & drawings are approximate. 3. Information is subject to change without notice, at developer's absolute discretion. 4. Actual area may vary from the stated area. 5. Drawing are not to scale. 6. All images used are for illustrative purpose only and do not represent the actual size, features, specifications, fittings and furnishings. 7. The developer reserves the right to make revisions/ alterations, at its absolute discretion, without any liability whatsoever.

2 BEDROOM APARTMENT

TYPE A (with powder room + balcony)

TOTAL SALEABLE AREA
 SUITE = 1,365.62 SQ.FT.
 BALCONY = 235.62 SQ.FT.
 TOTAL = 1,601.24 SQ.FT.



List of unit numbers with this unit plan:

VIEWS

Blue waters, Ain Dubai, Palm Jumeirah, Harbour, Sea, Skydive
 4302

Disclaimer: 1. All dimensions are in metric, measured to wall finishes. 2. All materials, dimensions & drawings are approximate. 3. Information is subject to change without notice, at developer's absolute discretion. 4. Actual area may vary from the stated area. 5. Drawing are not to scale. 6. All images used are for illustrative purpose only and do not represent the actual size, features, specifications, fittings and furnishings. 7. The developer reserves the right to make revisions/ alterations, at its absolute discretion, without any liability whatsoever.

2 BEDROOM APARTMENT

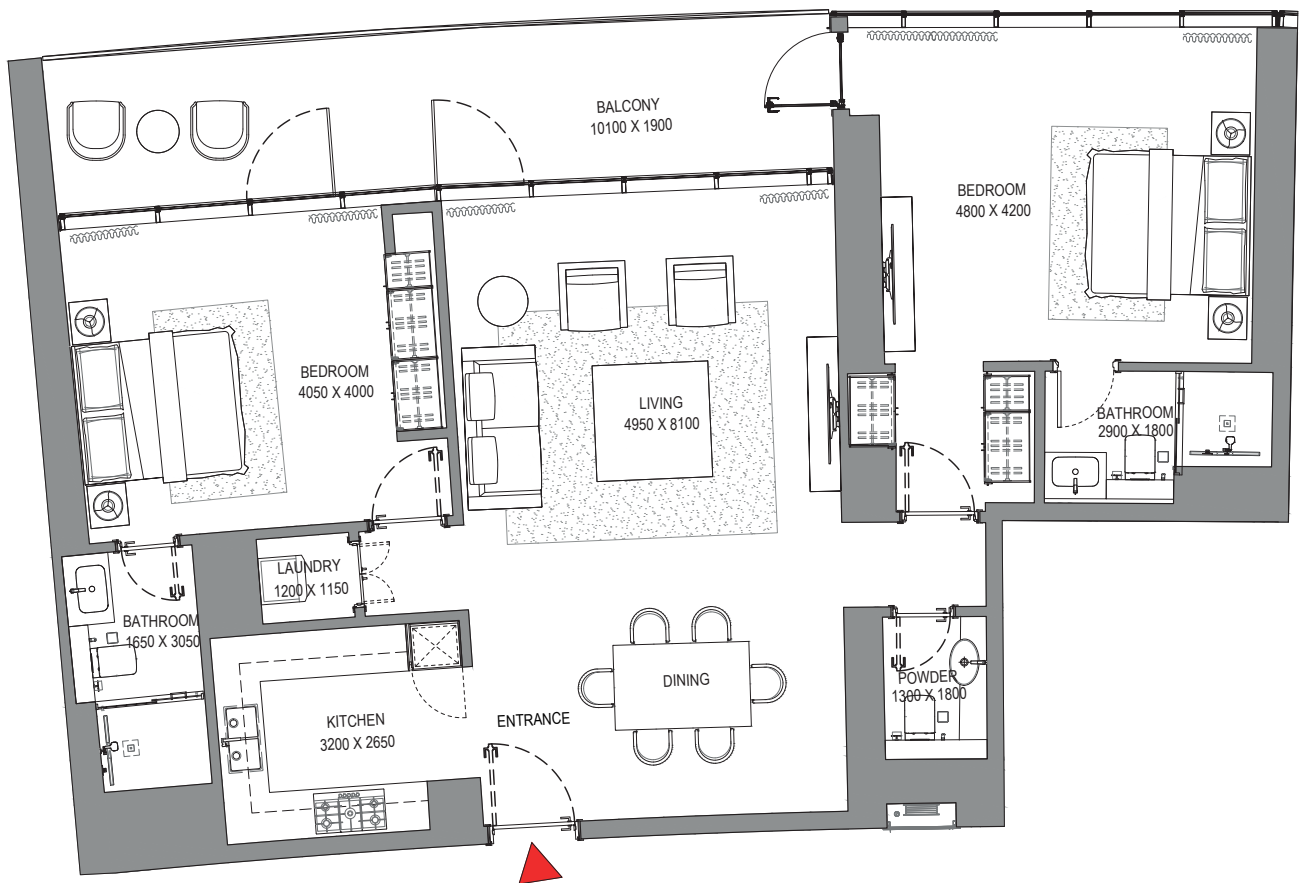
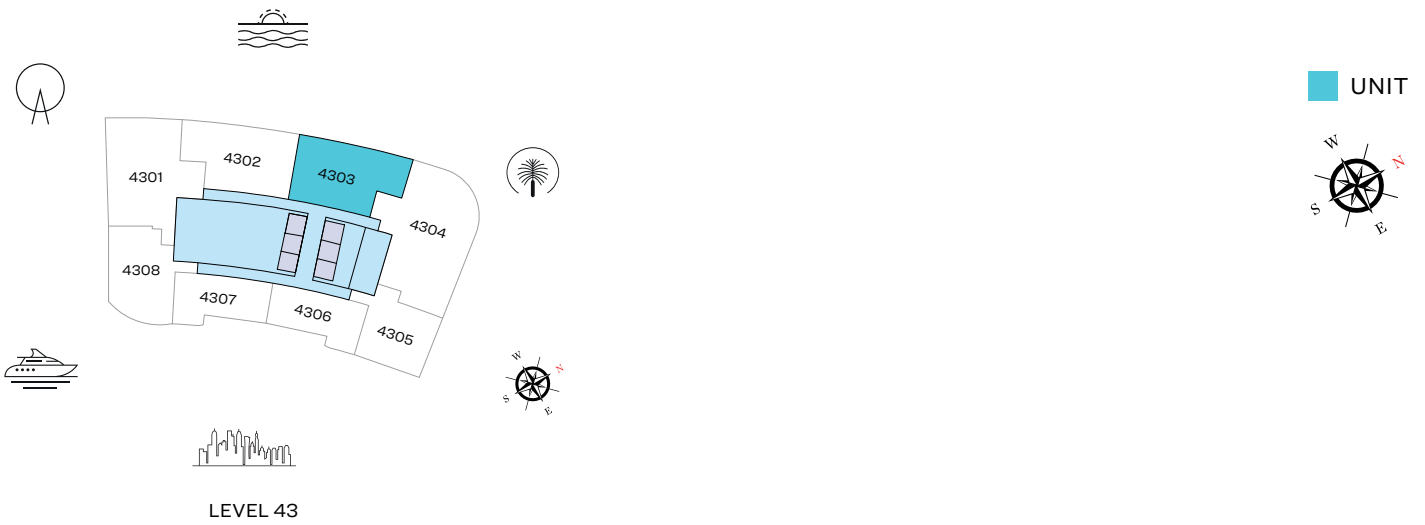
TYPE B (with powder room + balcony)

TOTAL SALEABLE AREA

SUITE = 1,348.07 SQ.FT.

BALCONY = 239.39 SQ.FT.

TOTAL = 1,587.46 SQ.FT.



List of unit numbers with this unit plan:

VIEWS

Palm Jumeirah, Harbour, Sea, Skydive
4303

Disclaimer: 1. All dimensions are in metric, measured to wall finishes. 2. All materials, dimensions & drawings are approximate. 3. Information is subject to change without notice, at developer's absolute discretion. 4. Actual area may vary from the stated area. 5. Drawing are not to scale. 6. All images used are for illustrative purpose only and do not represent the actual size, features, specifications, fittings and furnishings. 7. The developer reserves the right to make revisions/ alterations, at its absolute discretion, without any liability whatsoever.

2 BEDROOM APARTMENT

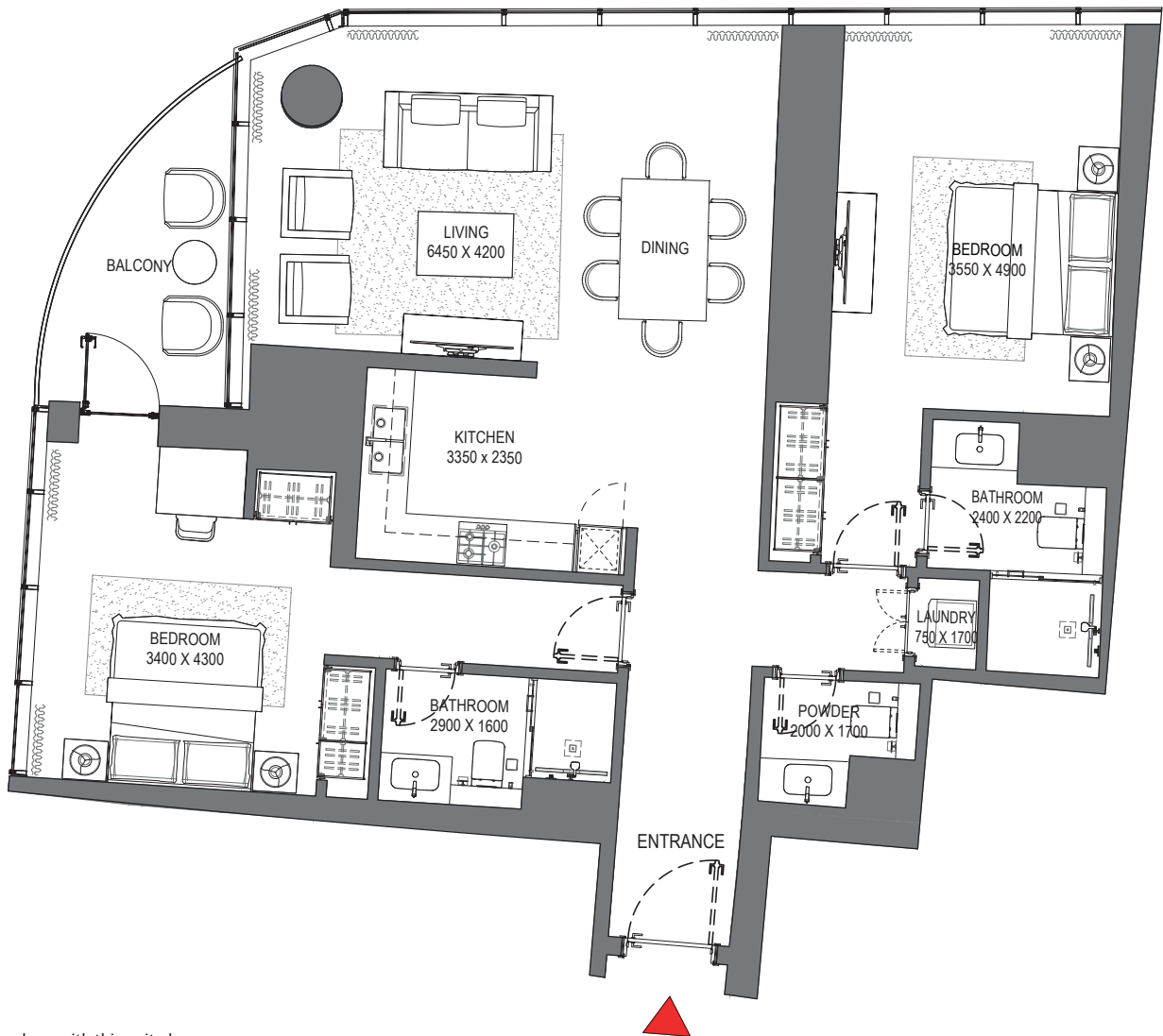
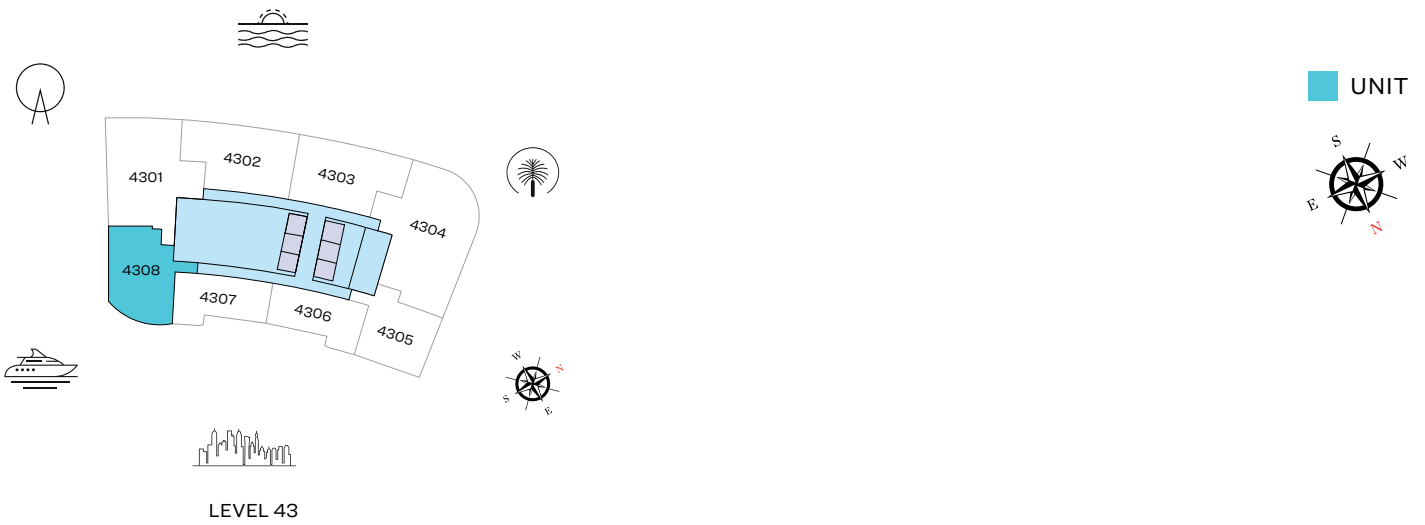
TYPE D (with powder room + balcony)

TOTAL SALEABLE AREA

SUITE = 1,307.60 SQ.FT.

BALCONY = 83.74 SQ.FT.

TOTAL = 1,391.34 SQ.FT.



List of unit numbers with this unit plan:

VIEWS

Blue waters, Ain Dubai, JBR Beach, Marina, Sea
4308

Disclaimer: 1. All dimensions are in metric, measured to wall finishes. 2. All materials, dimensions & drawings are approximate. 3. Information is subject to change without notice, at developer's absolute discretion. 4. Actual area may vary from the stated area. 5. Drawing are not to scale. 6. All images used are for illustrative purpose only and do not represent the actual size, features, specifications, fittings and furnishings. 7. The developer reserves the right to make revisions/ alterations, at its absolute discretion, without any liability whatsoever.

1 BEDROOM APARTMENT

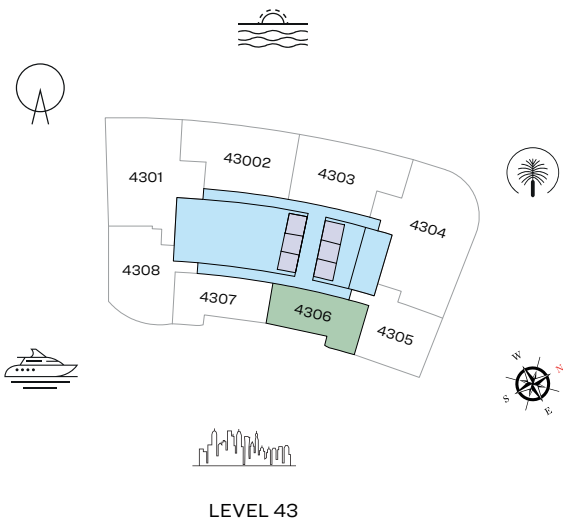
TYPE A (with powder room + balcony)

TOTAL SALEABLE AREA

SUITE = 822.26 SQ.FT.

BALCONY = 70.93 SQ.FT.

TOTAL = 893.19 SQ.FT.



UNIT



List of unit numbers with this unit plan:

VIEWS

Marina, Marina Skyline
4306

Disclaimer: 1. All dimensions are in metric, measured to wall finishes. 2. All materials, dimensions & drawings are approximate. 3. Information is subject to change without notice, at developer's absolute discretion. 4. Actual area may vary from the stated area. 5. Drawing are not to scale. 6. All images used are for illustrative purpose only and do not represent the actual size, features, specifications, fittings and furnishings. 7. The developer reserves the right to make revisions/ alterations, at its absolute discretion, without any liability whatsoever.

1 BEDROOM APARTMENT

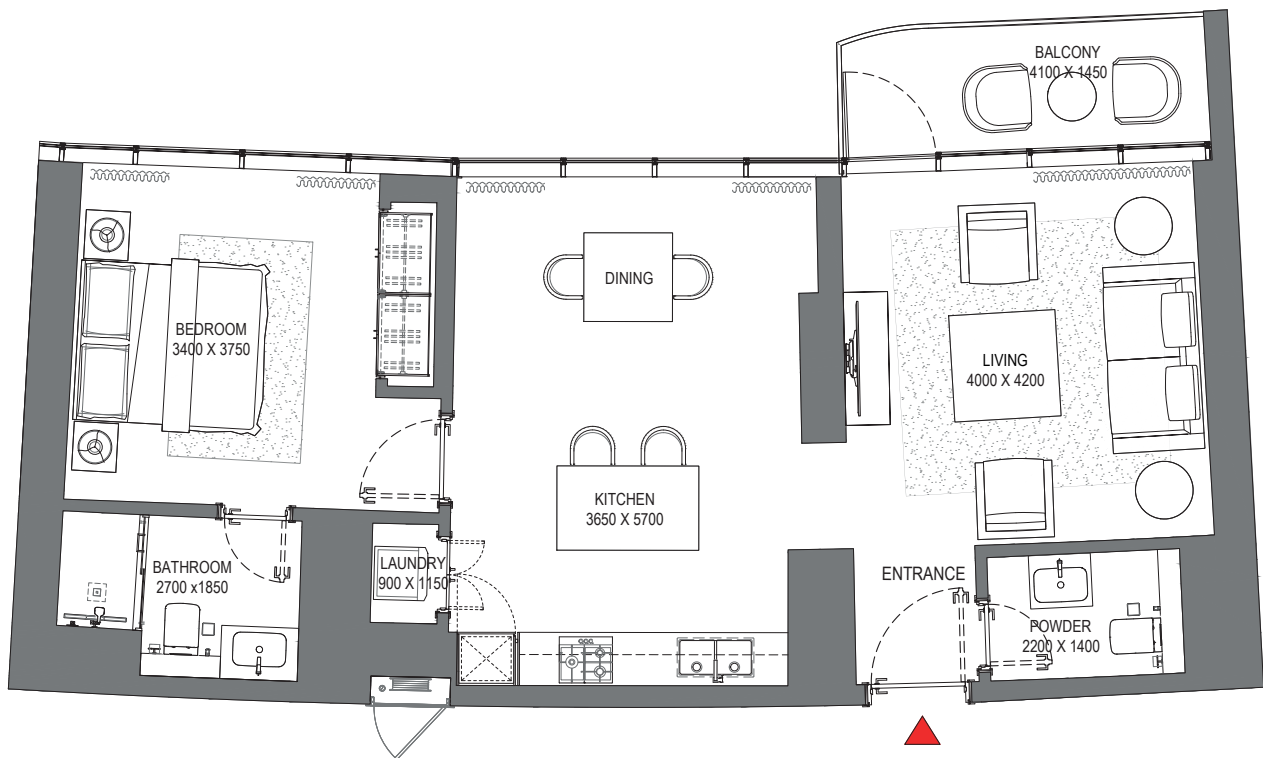
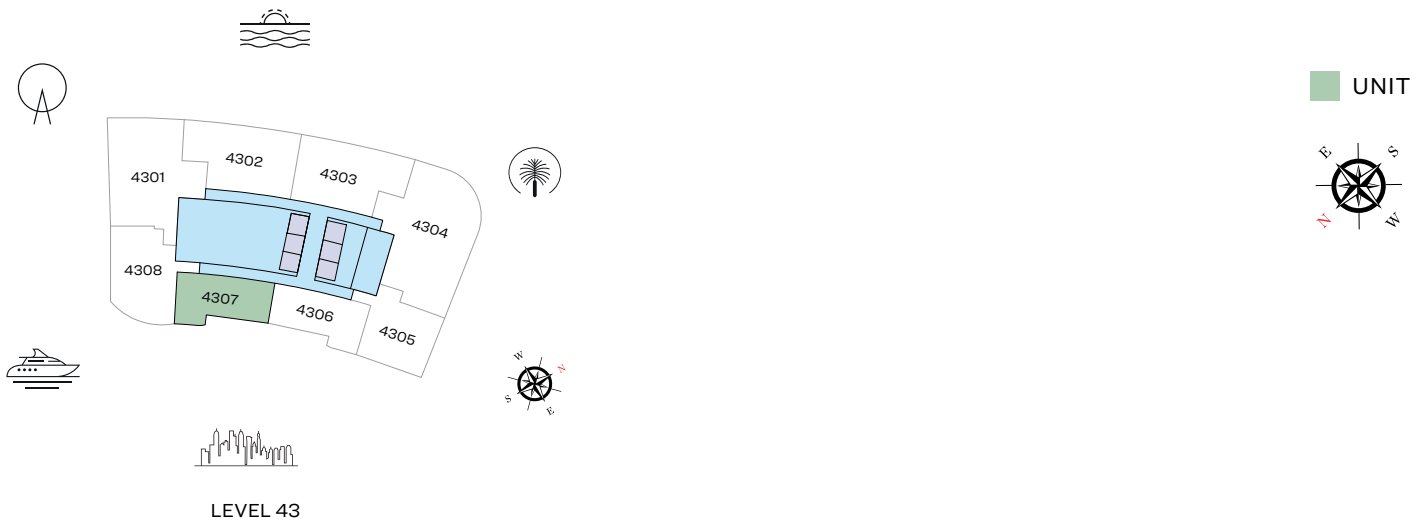
TYPE B (with powder room + balcony)

TOTAL SALEABLE AREA

SUITE = 820.53 SQ.FT.

BALCONY = 68.46 SQ.FT.

TOTAL = 888.99 SQ.FT.



List of unit numbers with this unit plan:

VIEWS

Marina, Marina Skyline
4307

Disclaimer: 1. All dimensions are in metric, measured to wall finishes. 2. All materials, dimensions & drawings are approximate. 3. Information is subject to change without notice, at developer's absolute discretion. 4. Actual area may vary from the stated area. 5. Drawing are not to scale. 6. All images used are for illustrative purpose only and do not represent the actual size, features, specifications, fittings and furnishings. 7. The developer reserves the right to make revisions/ alterations, at its absolute discretion, without any liability whatsoever.

1 BEDROOM APARTMENT

TYPE C (with powder room + balcony)

TOTAL SALEABLE AREA

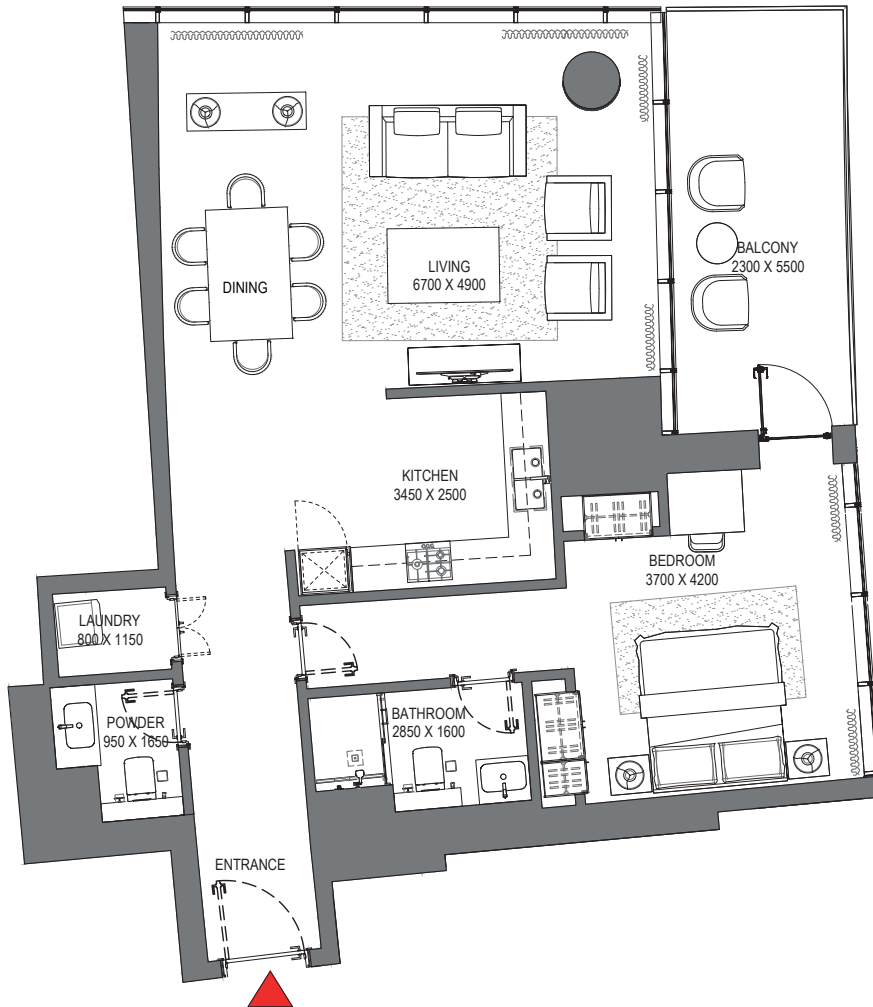
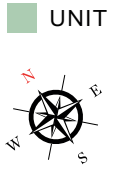
SUITE = 1,030.86 SQ.FT.

BALCONY = 150.05 SQ.FT.

TOTAL = 1,180.91 SQ.FT.



LEVEL 43



List of unit numbers with this unit plan:

VIEWS

Marina, Marina Skyline
4305

Disclaimer: 1. All dimensions are in metric, measured to wall finishes. 2. All materials, dimensions & drawings are approximate. 3. Information is subject to change without notice, at developer's absolute discretion. 4. Actual area may vary from the stated area. 5. Drawing are not to scale. 6. All images used are for illustrative purpose only and do not represent the actual size, features, specifications, fittings and furnishings. 7. The developer reserves the right to make revisions/ alterations, at its absolute discretion, without any liability whatsoever.

FLOOR PLAN LAYOUT

TOWER A



- 1 BED UNIT
- 2 BED UNIT
- 3 BED UNIT
- LIFTS
- LOBBIES, CORRIDORS & STAIRS

Disclaimer: 1. All dimensions are in metric, measured to wall finishes. 2. All materials, dimensions & drawings are approximate. 3. Information is subject to change without notice, at developer's absolute discretion. 4. Actual area may vary from the stated area. 5. Drawing are not to scale. 6. All images used are for illustrative purpose only and do not represent the actual size, features, specifications, fittings and furnishings. 7. The developer reserves the right to make revisions/ alterations, at its absolute discretion, without any liability whatsoever.

3 BEDROOM APARTMENT

TYPE A (with maid room and powder room + balcony)

TOTAL SALEABLE AREA

SUITE = 2,067.1 SQ.FT.

BALCONY = 210.97 SQ.FT.

TOTAL = 2,278.07 SQ.FT.



LEVEL 44



List of unit numbers with this unit plan:

VIEWS

Blue waters, Ain Dubai, Palm Jumeirah, Harbour, JBR Beach, Marina, Sea, Marina Skyline, Skydive 4401

Disclaimer: 1. All dimensions are in metric, measured to wall finishes. 2. All materials, dimensions & drawings are approximate. 3. Information is subject to change without notice, at developer's absolute discretion. 4. Actual area may vary from the stated area. 5. Drawing are not to scale. 6. All images used are for illustrative purpose only and do not represent the actual size, features, specifications, fittings and furnishings. 7. The developer reserves the right to make revisions/ alterations, at its absolute discretion, without any liability whatsoever.

3 BEDROOM APARTMENT

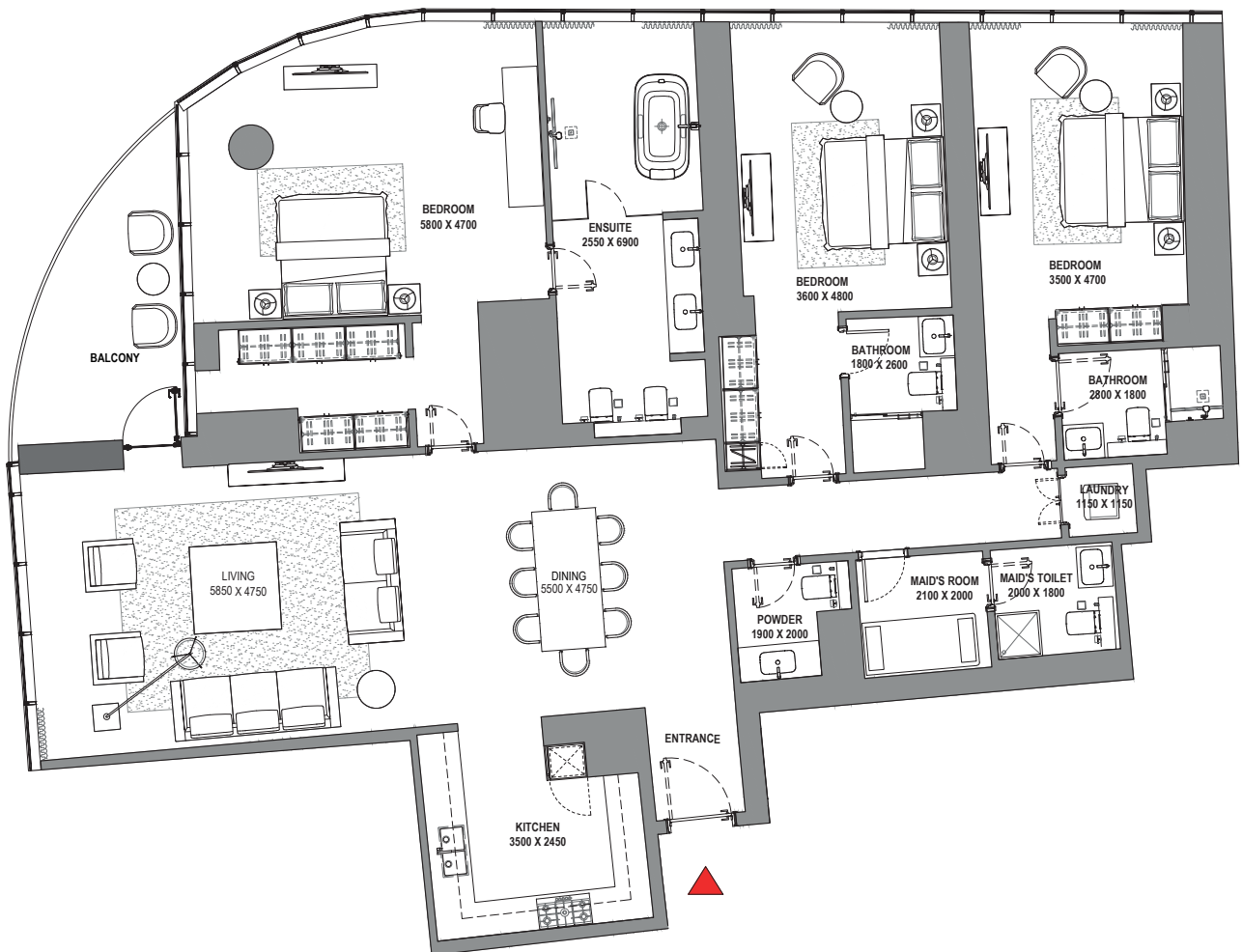

TYPE C (with maid room and powder room + balcony)

TOTAL SALEABLE AREA

SUITE = 2,514.02 SQ.FT.

BALCONY = 133.80 SQ.FT.

TOTAL = 2,647.82 SQ.FT.



List of unit numbers with this unit plan:

VIEWS

Palm Jumeirah, Harbour, Sea, Skydive
4404

Disclaimer: 1. All dimensions are in metric, measured to wall finishes. 2. All materials, dimensions & drawings are approximate. 3. Information is subject to change without notice, at developer's absolute discretion. 4. Actual area may vary from the stated area. 5. Drawing are not to scale. 6. All images used are for illustrative purpose only and do not represent the actual size, features, specifications, fittings and furnishings. 7. The developer reserves the right to make revisions/ alterations, at its absolute discretion, without any liability whatsoever.

2 BEDROOM APARTMENT

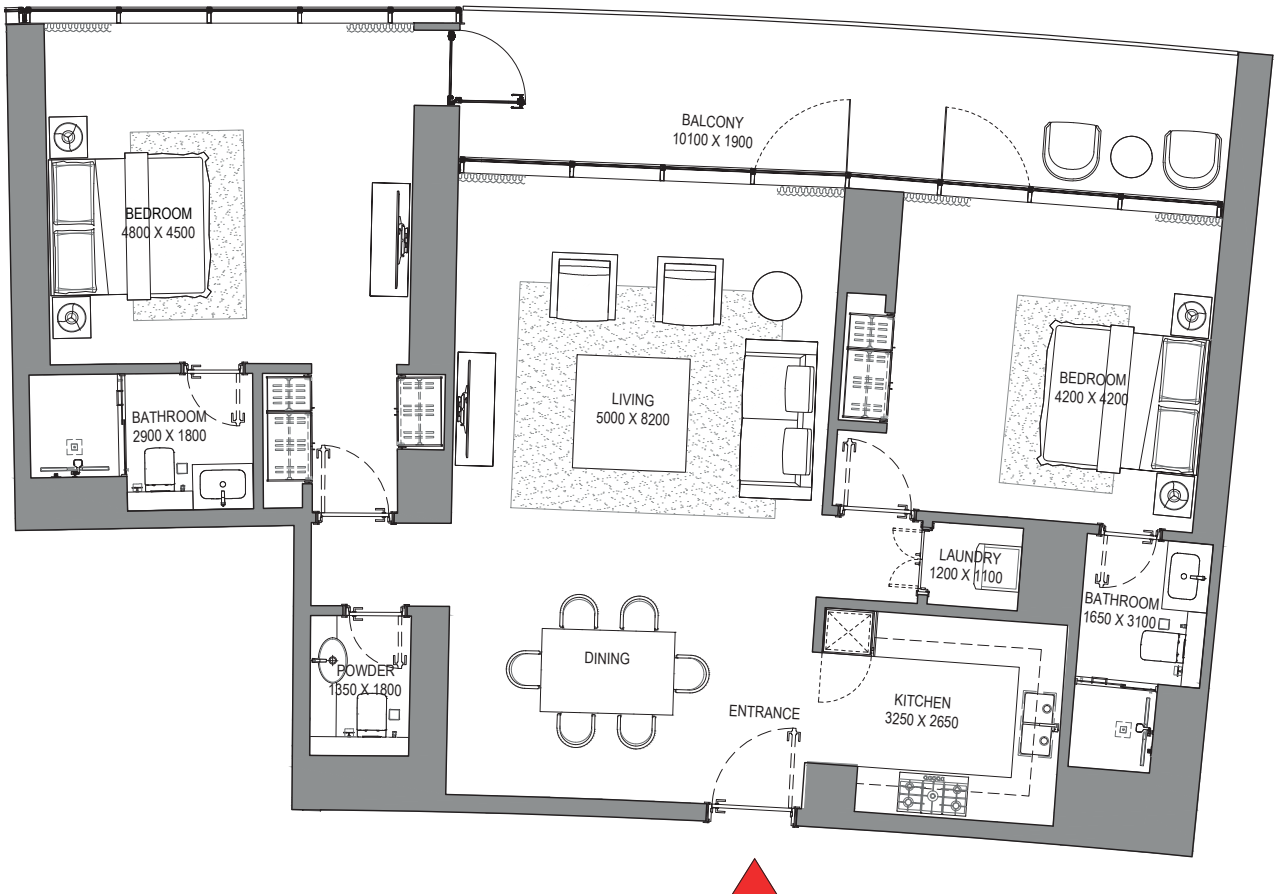
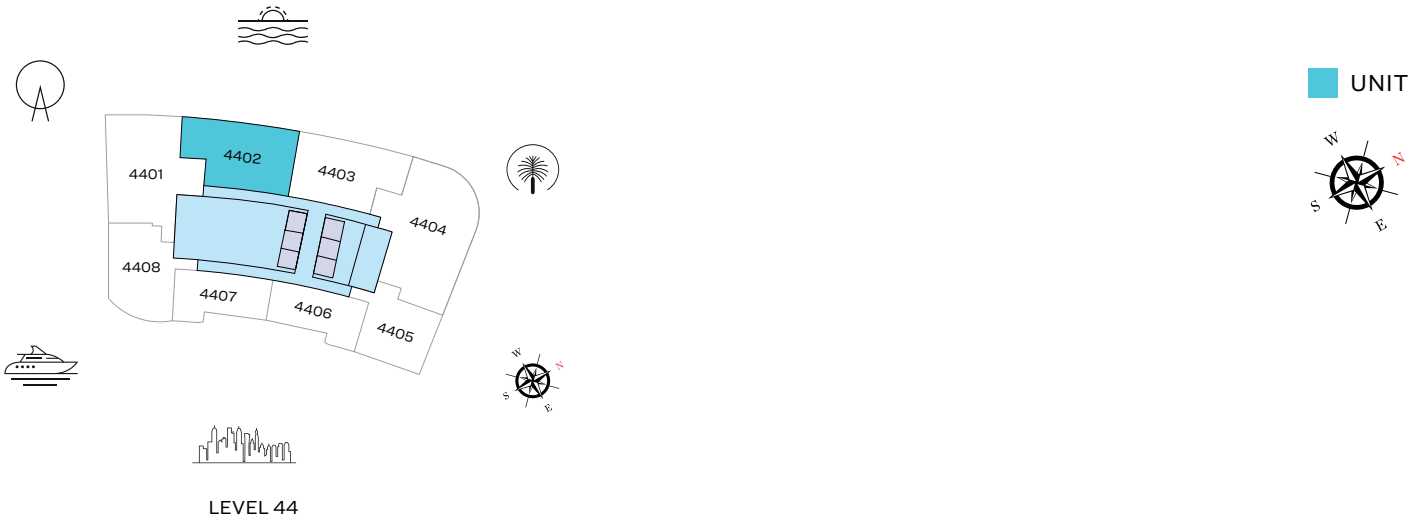
TYPE A (with powder room + balcony)

TOTAL SALEABLE AREA

SUITE = 1,379.83 SQ.FT.

BALCONY = 235.73 SQ.FT.

TOTAL = 1,615.56 SQ.FT.



List of unit numbers with this unit plan:

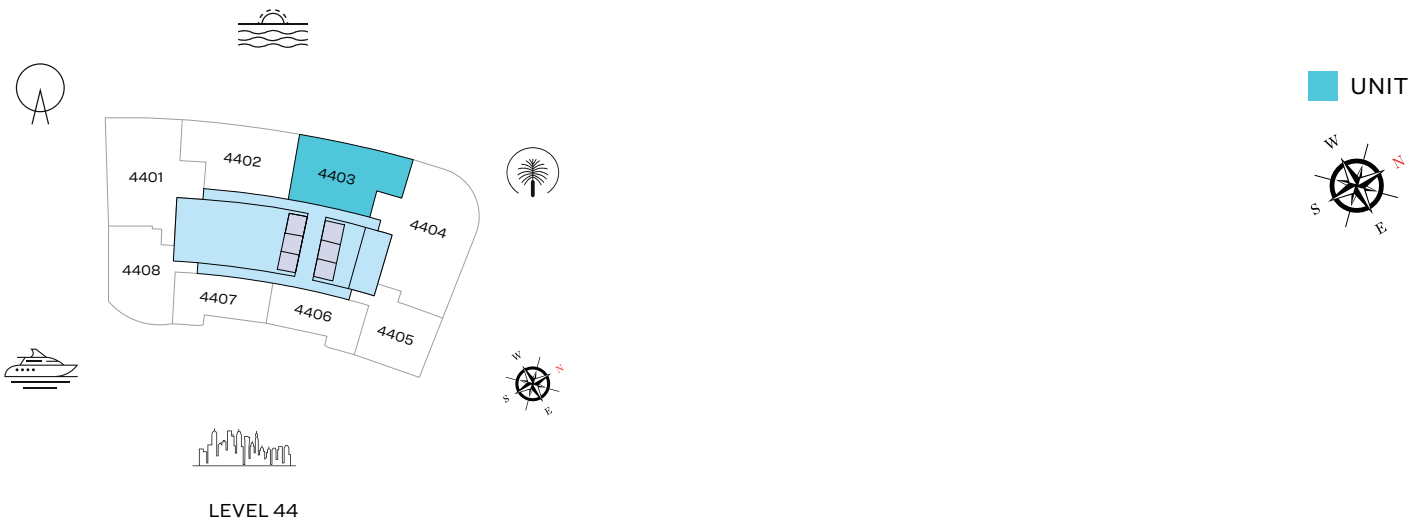
VIEWS

Blue waters, Ain Dubai, Palm Jumeirah, Harbour, Sea, Skydive
4402

Disclaimer: 1. All dimensions are in metric, measured to wall finishes. 2. All materials, dimensions & drawings are approximate. 3. Information is subject to change without notice, at developer's absolute discretion. 4. Actual area may vary from the stated area. 5. Drawing are not to scale. 6. All images used are for illustrative purpose only and do not represent the actual size, features, specifications, fittings and furnishings. 7. The developer reserves the right to make revisions/ alterations, at its absolute discretion, without any liability whatsoever.

2 BEDROOM APARTMENT
TYPE B (with powder room + balcony)

TOTAL SALEABLE AREA
 SUITE = 1,362.39 SQ.FT.
 BALCONY = 239.50 SQ.FT.
 TOTAL = 1,601.89 SQ.FT.



List of unit numbers with this unit plan:

VIEWS

Palm Jumeirah, Harbour, Sea, Skydive
 4403

Disclaimer: 1. All dimensions are in metric, measured to wall finishes. 2. All materials, dimensions & drawings are approximate. 3. Information is subject to change without notice, at developer's absolute discretion. 4. Actual area may vary from the stated area. 5. Drawing are not to scale. 6. All images used are for illustrative purpose only and do not represent the actual size, features, specifications, fittings and furnishings. 7. The developer reserves the right to make revisions/ alterations, at its absolute discretion, without any liability whatsoever.

2 BEDROOM APARTMENT

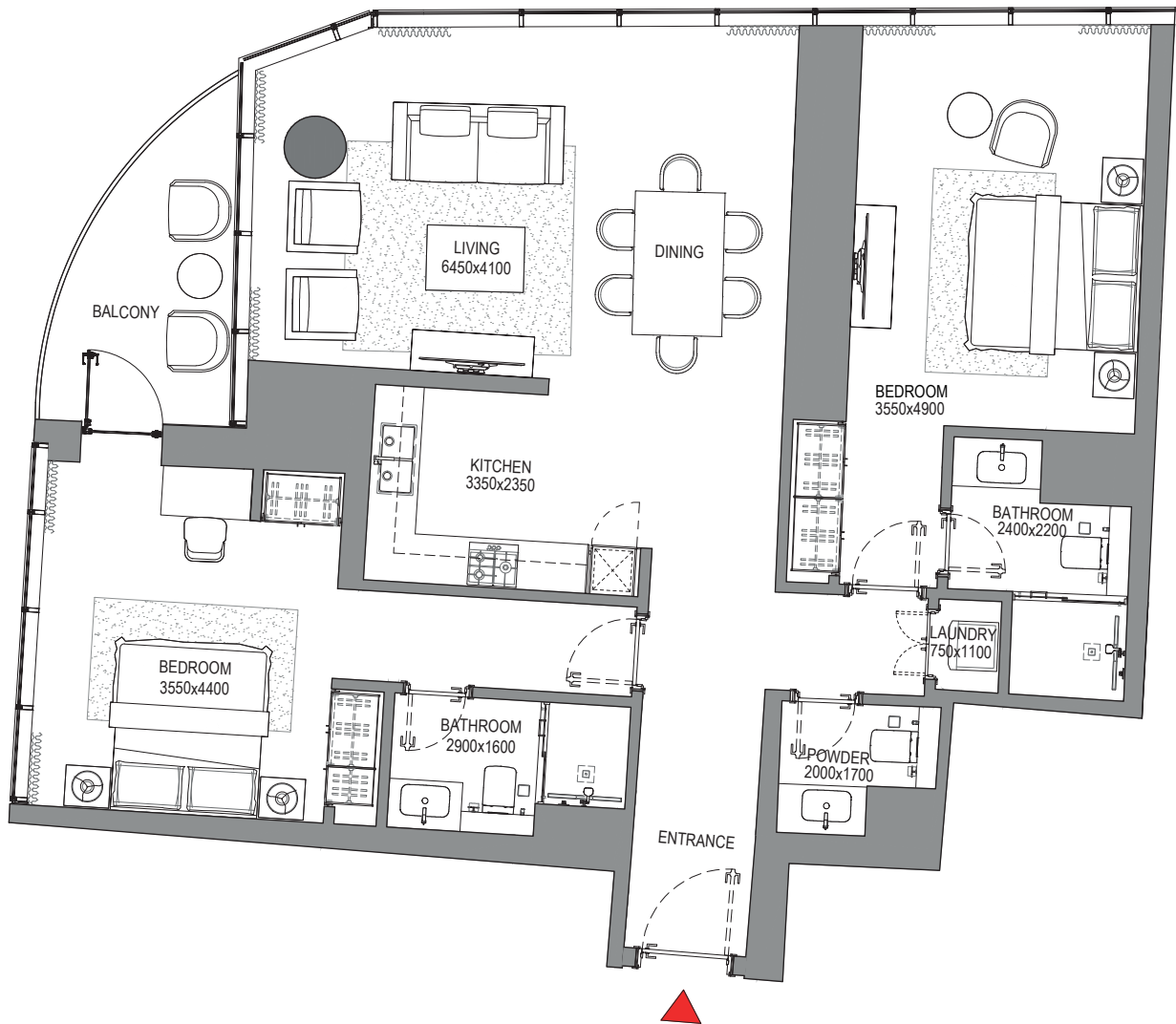
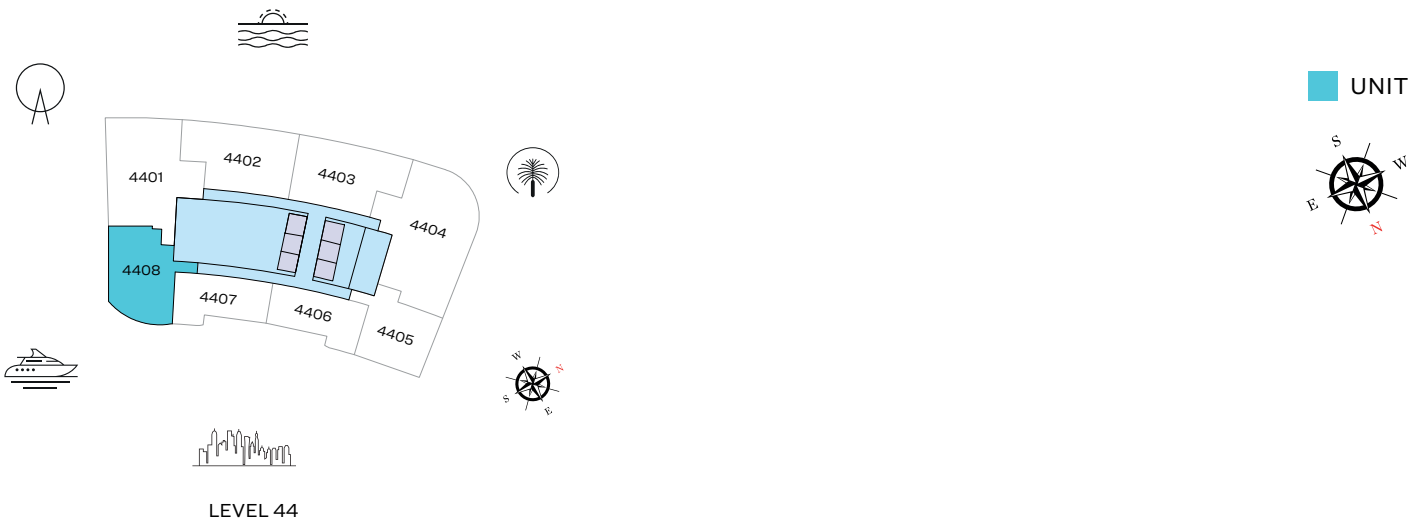
TYPE D (with powder room + balcony)

TOTAL SALEABLE AREA

SUITE = 1,318.47 SQ.FT.

BALCONY = 83.74 SQ.FT.

TOTAL = 1,402.21 SQ.FT.



List of unit numbers with this unit plan:

VIEWS

Blue waters, Ain Dubai, JBR Beach, Marina, Sea
4408

Disclaimer: 1. All dimensions are in metric, measured to wall finishes. 2. All materials, dimensions & drawings are approximate. 3. Information is subject to change without notice, at developer's absolute discretion. 4. Actual area may vary from the stated area. 5. Drawing are not to scale. 6. All images used are for illustrative purpose only and do not represent the actual size, features, specifications, fittings and furnishings. 7. The developer reserves the right to make revisions/ alterations, at its absolute discretion, without any liability whatsoever.

1 BEDROOM APARTMENT

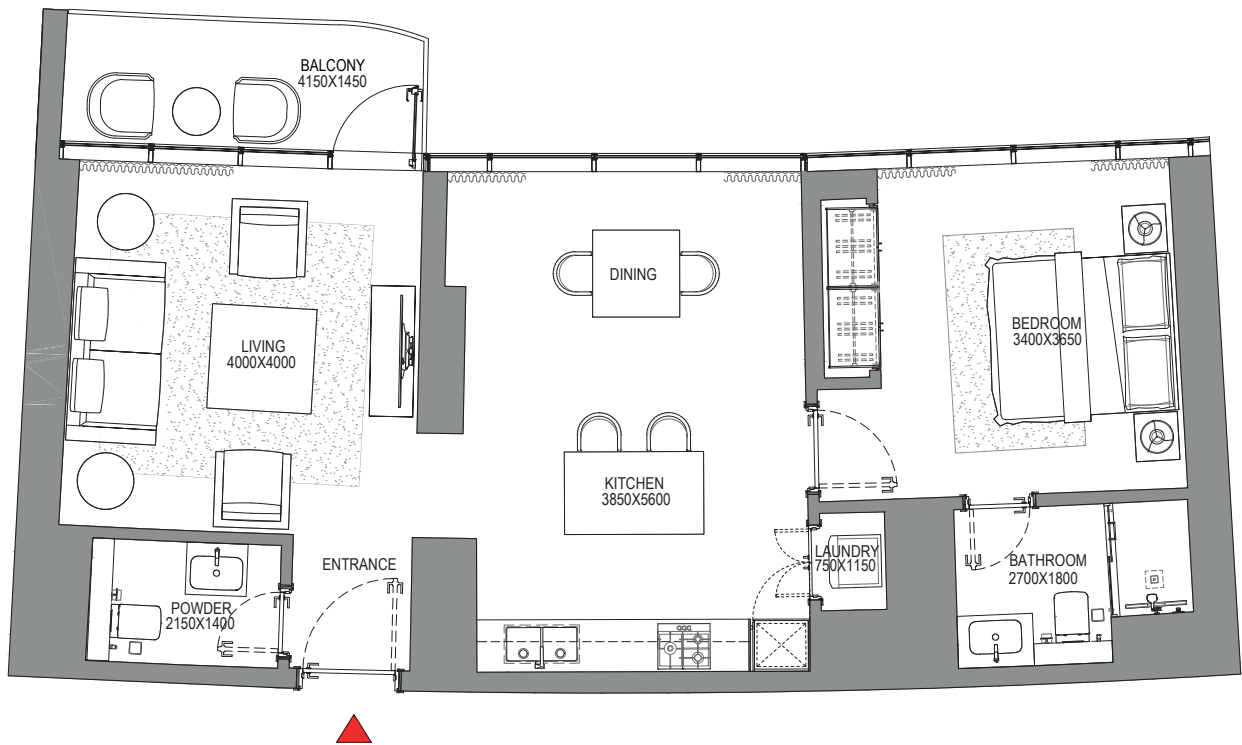
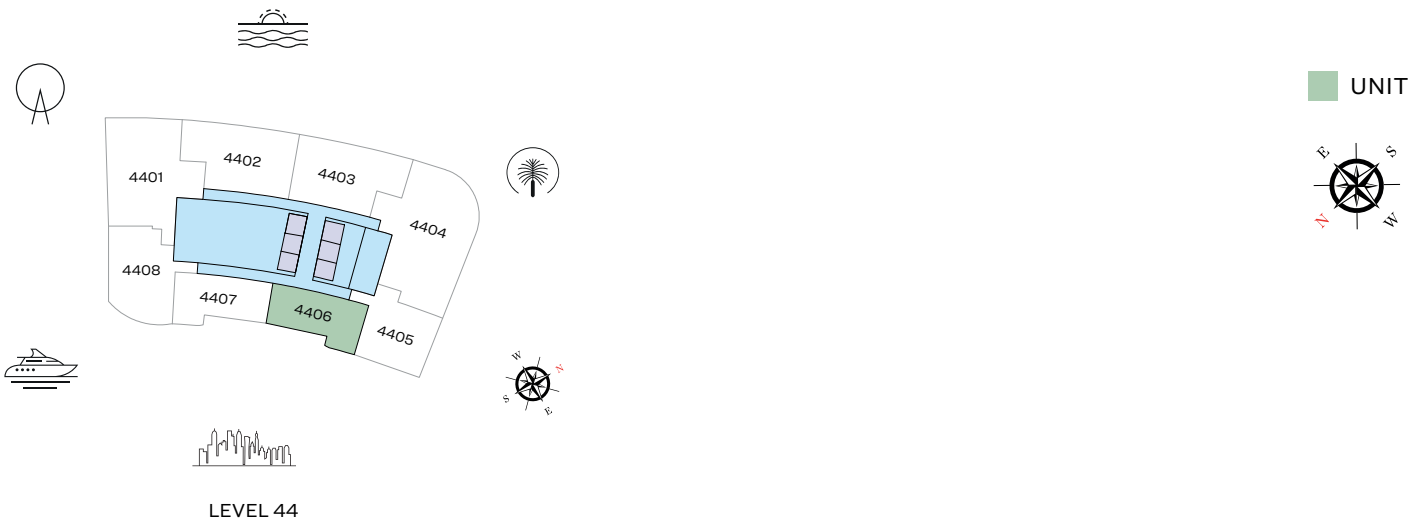
TYPE A (with powder room + balcony)

TOTAL SALEABLE AREA

SUITE = 822.26 SQ.FT.

BALCONY = 70.72 SQ.FT.

TOTAL = 892.98 SQ.FT.



List of unit numbers with this unit plan:

VIEWS

Marina, Marina Skyline
4406

Disclaimer: 1. All dimensions are in metric, measured to wall finishes. 2. All materials, dimensions & drawings are approximate. 3. Information is subject to change without notice, at developer's absolute discretion. 4. Actual area may vary from the stated area. 5. Drawing are not to scale. 6. All images used are for illustrative purpose only and do not represent the actual size, features, specifications, fittings and furnishings. 7. The developer reserves the right to make revisions/ alterations, at its absolute discretion, without any liability whatsoever.

1 BEDROOM APARTMENT

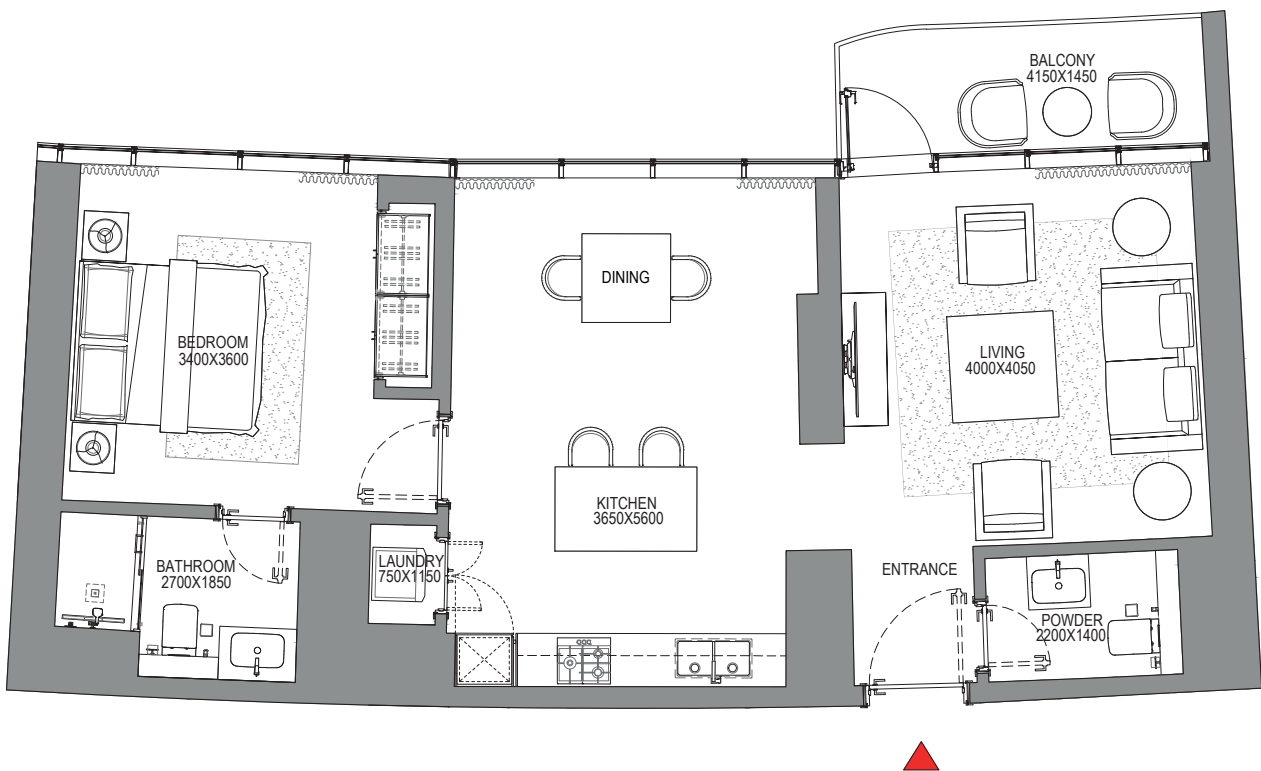
TYPE B (with powder room + balcony)

TOTAL SALEABLE AREA

SUITE = 820.53 SQ.FT.

BALCONY = 68.46 SQ.FT.

TOTAL = 888.99 SQ.FT.



List of unit numbers with this unit plan:

VIEWS

Marina, Marina Skyline
4407

Disclaimer: 1. All dimensions are in metric, measured to wall finishes. 2. All materials, dimensions & drawings are approximate. 3. Information is subject to change without notice, at developer's absolute discretion. 4. Actual area may vary from the stated area. 5. Drawing are not to scale. 6. All images used are for illustrative purpose only and do not represent the actual size, features, specifications, fittings and furnishings. 7. The developer reserves the right to make revisions/ alterations, at its absolute discretion, without any liability whatsoever.

1 BEDROOM APARTMENT

TYPE C (with powder room + balcony)

TOTAL SALEABLE AREA

SUITE = 1,034.30 SQ.FT.

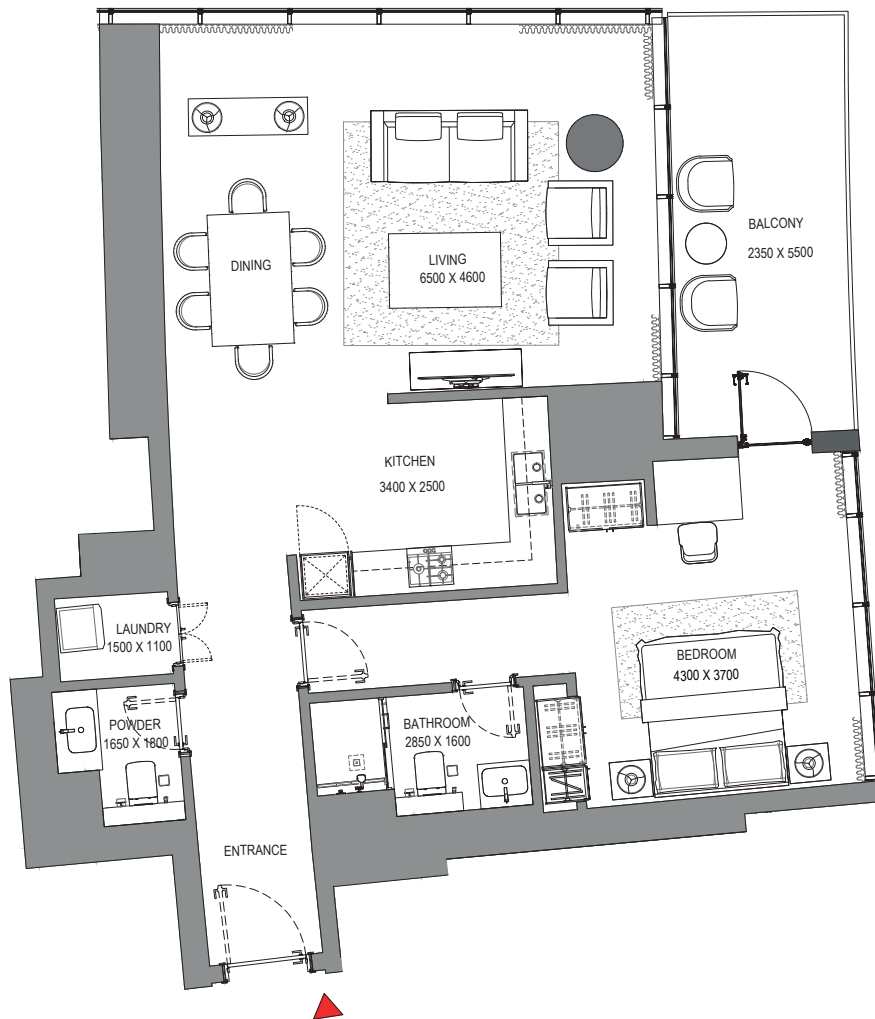
BALCONY = 149.62 SQ.FT.

TOTAL = 1,183.92 SQ.FT.



LEVEL 44

UNIT



List of unit numbers with this unit plan:

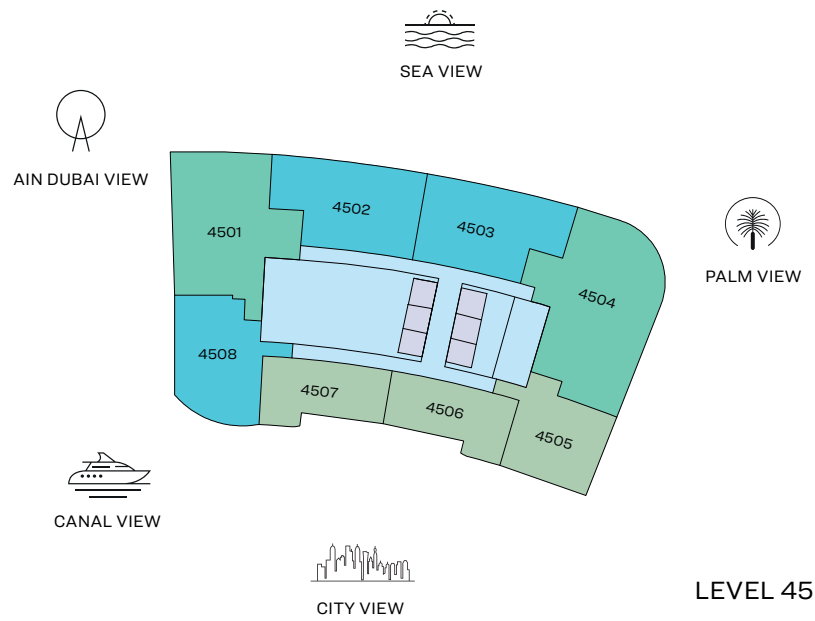
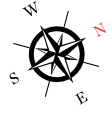
VIEWS

Marina, Marina Skyline
4405

Disclaimer: 1. All dimensions are in metric, measured to wall finishes. 2. All materials, dimensions & drawings are approximate. 3. Information is subject to change without notice, at developer's absolute discretion. 4. Actual area may vary from the stated area. 5. Drawing are not to scale. 6. All images used are for illustrative purpose only and do not represent the actual size, features, specifications, fittings and furnishings. 7. The developer reserves the right to make revisions/ alterations, at its absolute discretion, without any liability whatsoever.

FLOOR PLAN LAYOUT

TOWER A



- 1 BED UNIT
- 2 BED UNIT
- 3 BED UNIT
- LOBBIES, CORRIDORS & STAIRS
- LIFTS

Disclaimer: 1. All dimensions are in metric, measured to wall finishes. 2. All materials, dimensions & drawings are approximate. 3. Information is subject to change without notice, at developer's absolute discretion. 4. Actual area may vary from the stated area. 5. Drawing are not to scale. 6. All images used are for illustrative purpose only and do not represent the actual size, features, specifications, fittings and furnishings. 7. The developer reserves the right to make revisions/ alterations, at its absolute discretion, without any liability whatsoever.

3 BEDROOM APARTMENT

TYPE A (with maid room and powder room + balcony)

TOTAL SALEABLE AREA

SUITE = 2,087.01 SQ.FT.

BALCONY = 221.63 SQ.FT.

TOTAL = 2,308.64 SQ.FT.



LEVEL 45



List of unit numbers with this unit plan:

VIEWS

Blue waters, Ain Dubai, Palm Jumeirah, Harbour, JBR Beach, Marina, Sea, Marina Skyline, Skydive 4501

Disclaimer: 1. All dimensions are in metric, measured to wall finishes. 2. All materials, dimensions & drawings are approximate. 3. Information is subject to change without notice, at developer's absolute discretion. 4. Actual area may vary from the stated area. 5. Drawing are not to scale. 6. All images used are for illustrative purpose only and do not represent the actual size, features, specifications, fittings and furnishings. 7. The developer reserves the right to make revisions/ alterations, at its absolute discretion, without any liability whatsoever.

3 BEDROOM APARTMENT

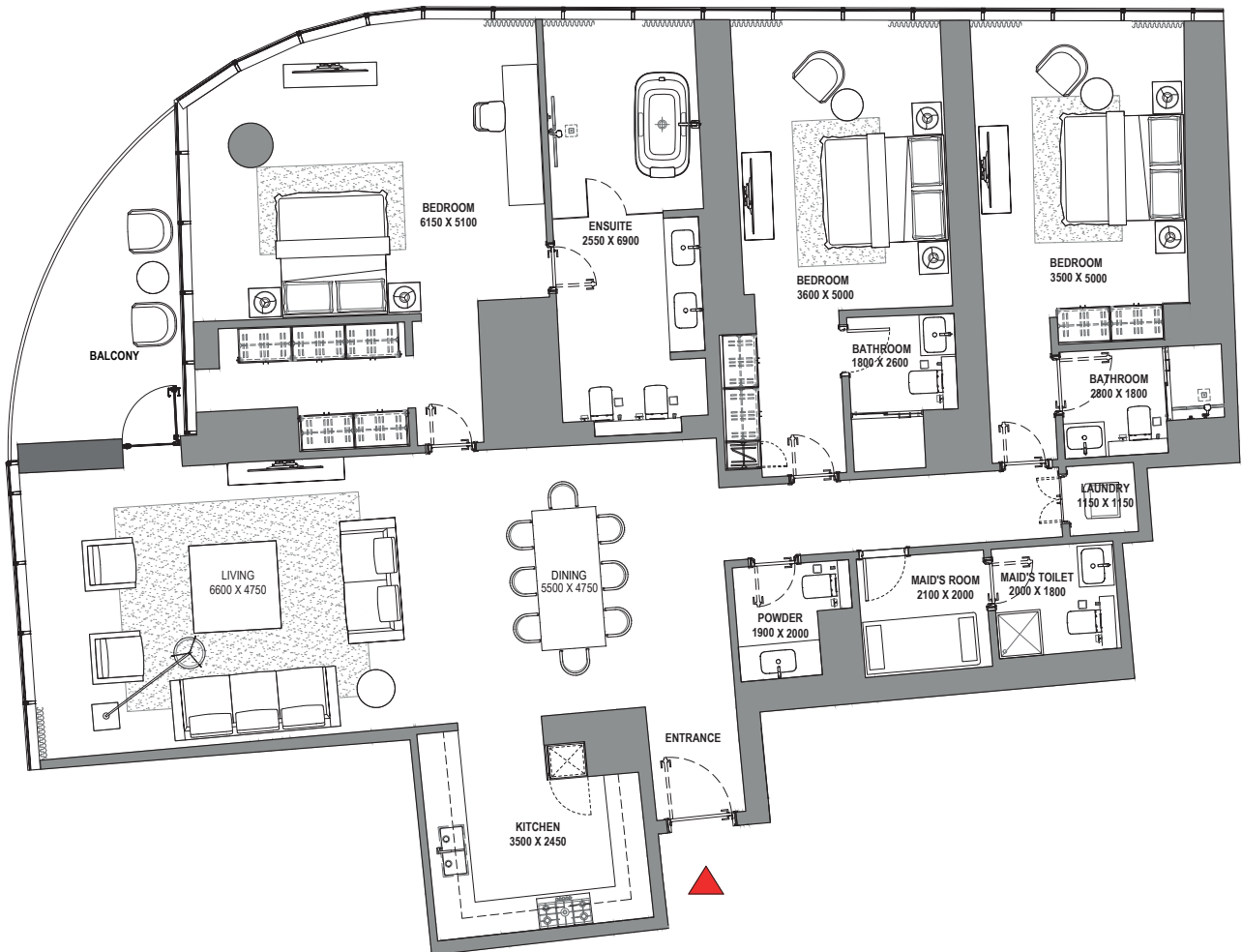

TYPE C (with maid room and powder room + balcony)

TOTAL SALEABLE AREA

SUITE = 2,530.70 SQ.FT.

BALCONY = 141.22 SQ.FT.

TOTAL = 2,671.92 SQ.FT.



List of unit numbers with this unit plan:

VIEWS

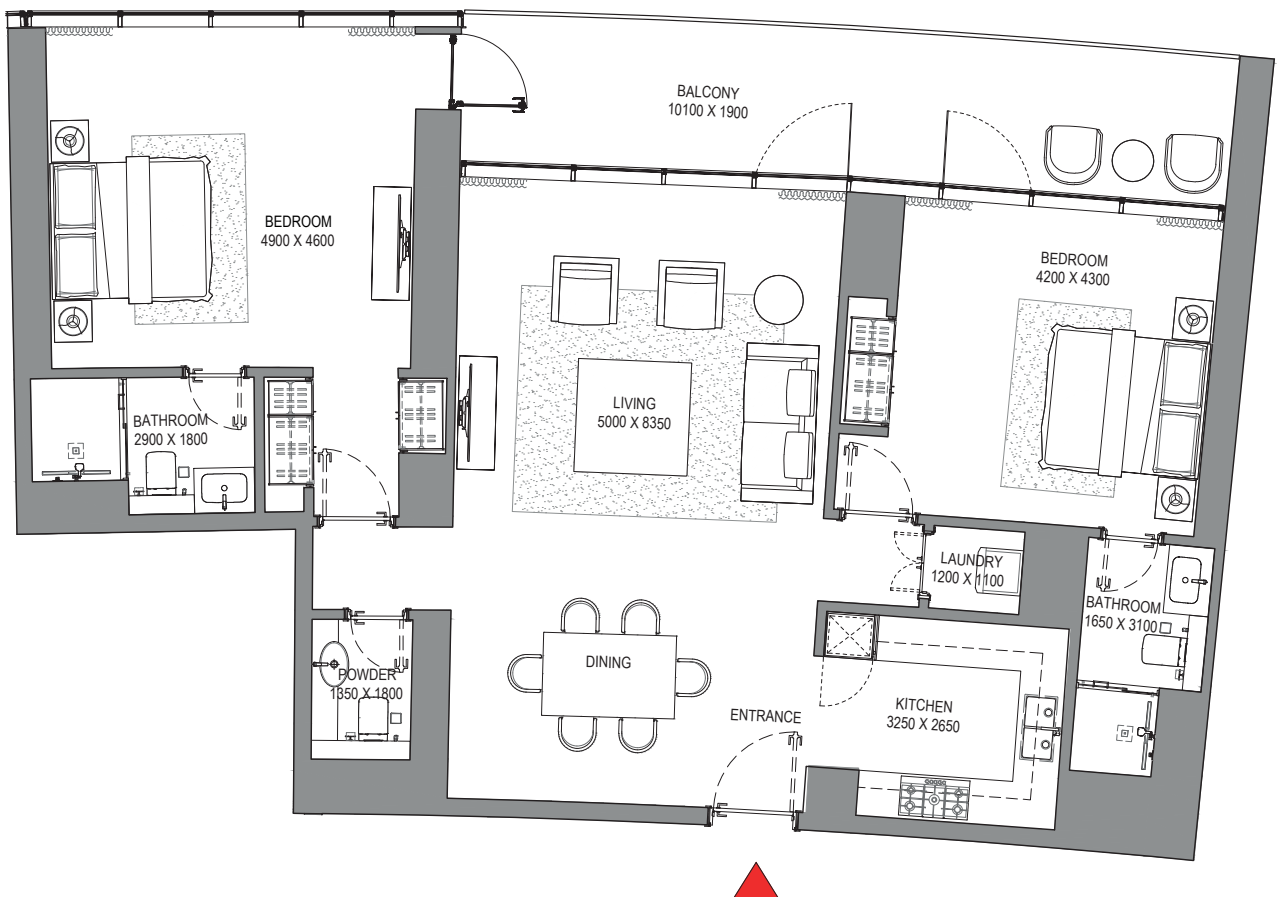
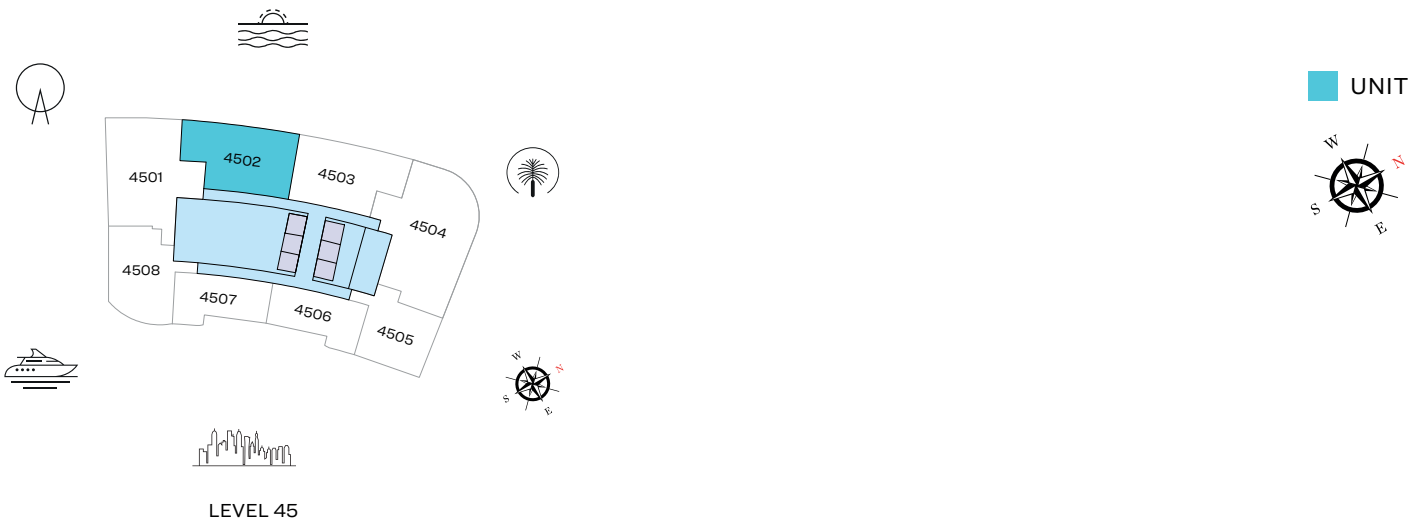
Palm Jumeirah, Harbour, Sea, Skydive
4504

Disclaimer: 1. All dimensions are in metric, measured to wall finishes. 2. All materials, dimensions & drawings are approximate. 3. Information is subject to change without notice, at developer's absolute discretion. 4. Actual area may vary from the stated area. 5. Drawing are not to scale. 6. All images used are for illustrative purpose only and do not represent the actual size, features, specifications, fittings and furnishings. 7. The developer reserves the right to make revisions/ alterations, at its absolute discretion, without any liability whatsoever.

2 BEDROOM APARTMENT

TYPE A (with powder room + balcony)

TOTAL SALEABLE AREA
 SUITE = 1,397.91 SQ.FT.
 BALCONY = 235.62 SQ.FT.
 TOTAL = 1,633.53 SQ.FT.



List of unit numbers with this unit plan:

VIEWS

Blue waters, Ain Dubai, Palm Jumeirah, Harbour, Sea, Skydive
 4502

Disclaimer: 1. All dimensions are in metric, measured to wall finishes. 2. All materials, dimensions & drawings are approximate. 3. Information is subject to change without notice, at developer's absolute discretion. 4. Actual area may vary from the stated area. 5. Drawing are not to scale. 6. All images used are for illustrative purpose only and do not represent the actual size, features, specifications, fittings and furnishings. 7. The developer reserves the right to make revisions/ alterations, at its absolute discretion, without any liability whatsoever.

2 BEDROOM APARTMENT

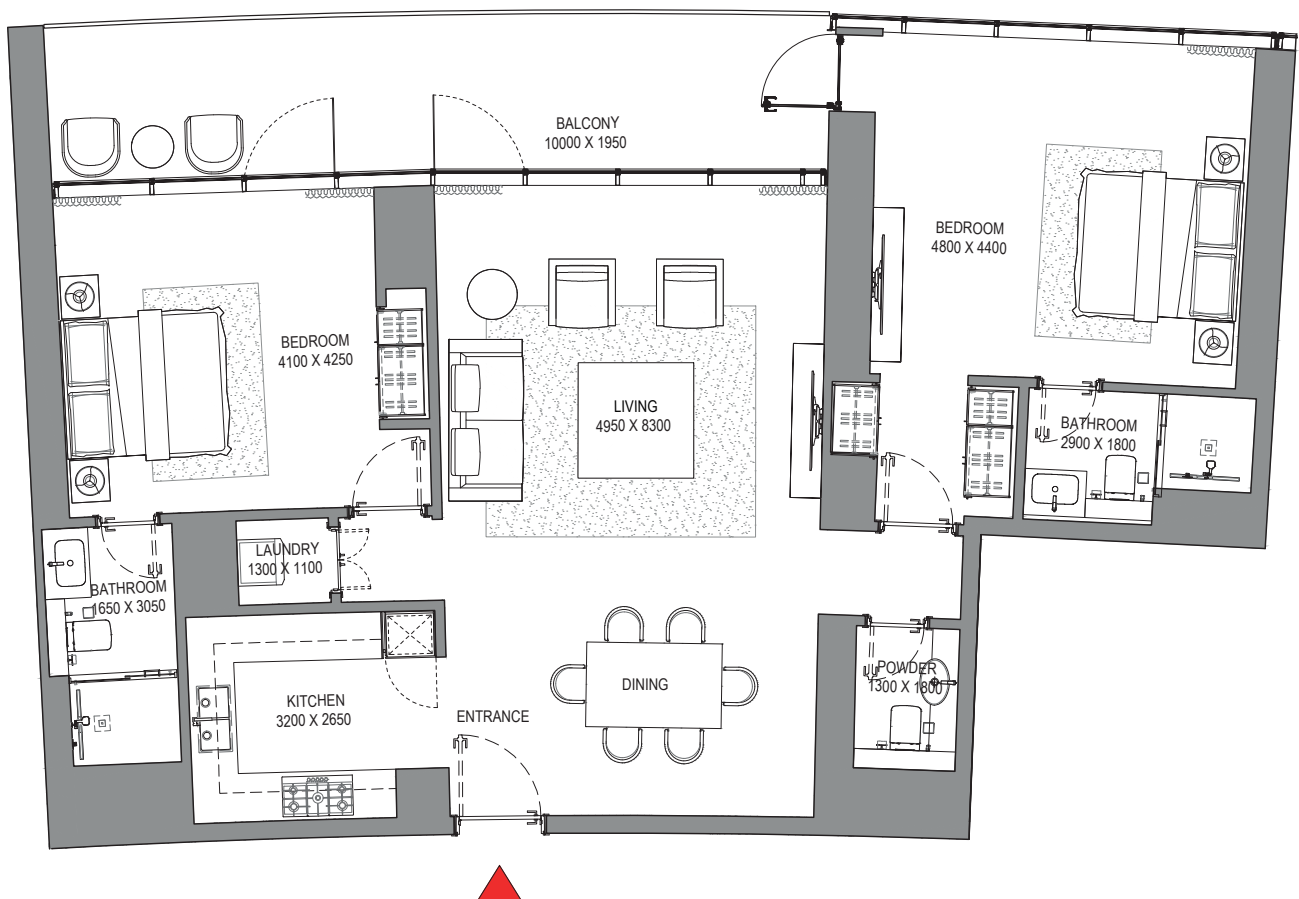
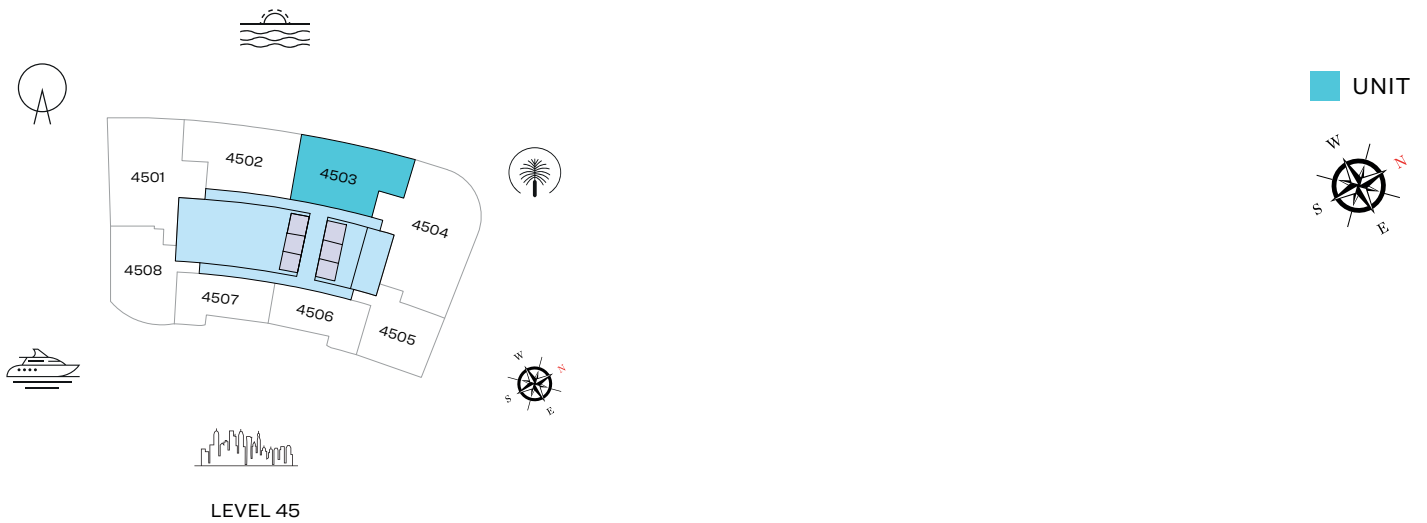
TYPE B (with powder room + balcony)

TOTAL SALEABLE AREA

SUITE = 1,379.93 SQ.FT.

BALCONY = 239.71 SQ.FT.

TOTAL = 1,619.64 SQ.FT.



List of unit numbers with this unit plan:

VIEWS

Palm Jumeirah, Harbour, Sea, Skydive
4503

Disclaimer: 1. All dimensions are in metric, measured to wall finishes. 2. All materials, dimensions & drawings are approximate. 3. Information is subject to change without notice, at developer's absolute discretion. 4. Actual area may vary from the stated area. 5. Drawing are not to scale. 6. All images used are for illustrative purpose only and do not represent the actual size, features, specifications, fittings and furnishings. 7. The developer reserves the right to make revisions/ alterations, at its absolute discretion, without any liability whatsoever.

2 BEDROOM APARTMENT

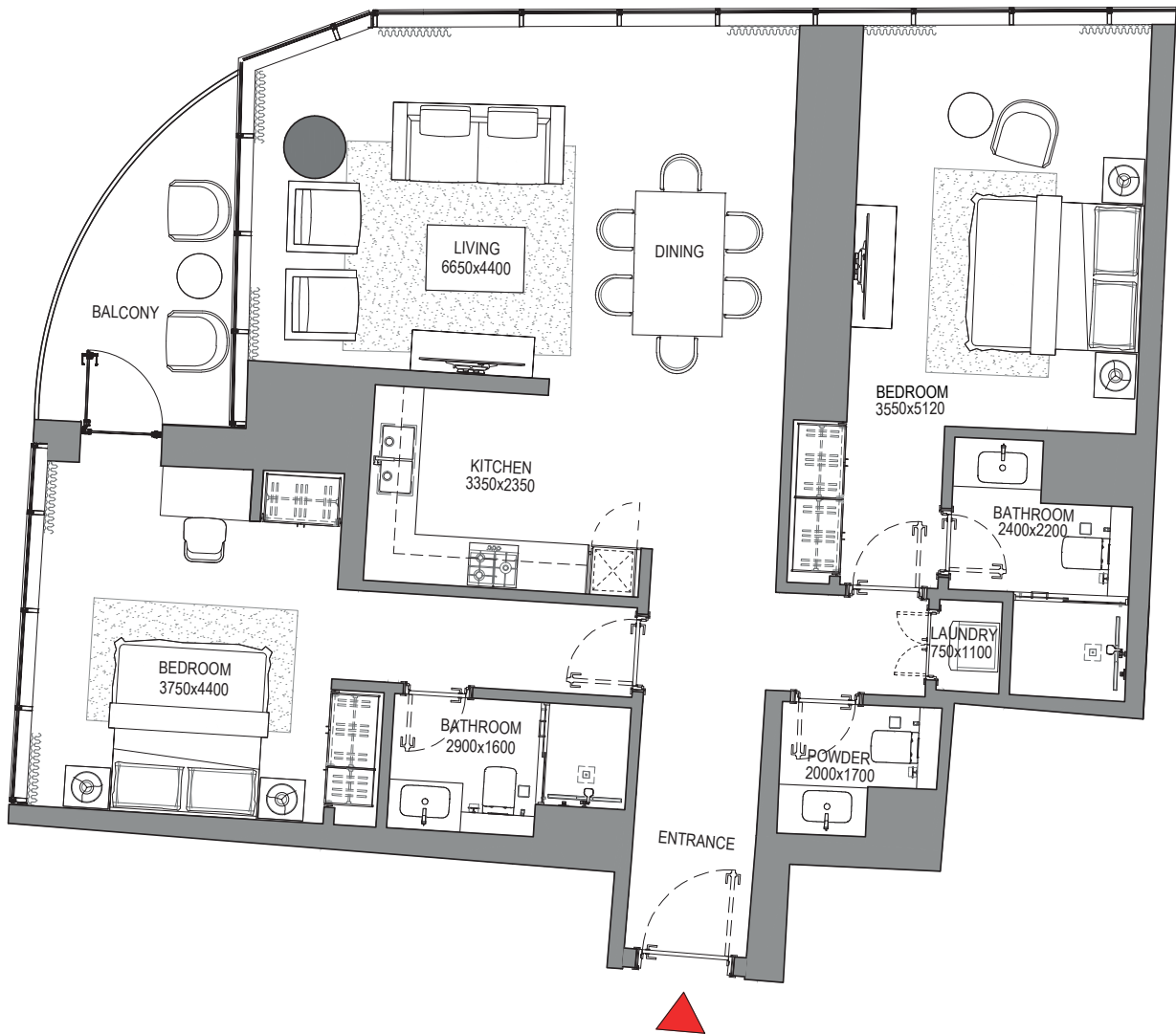
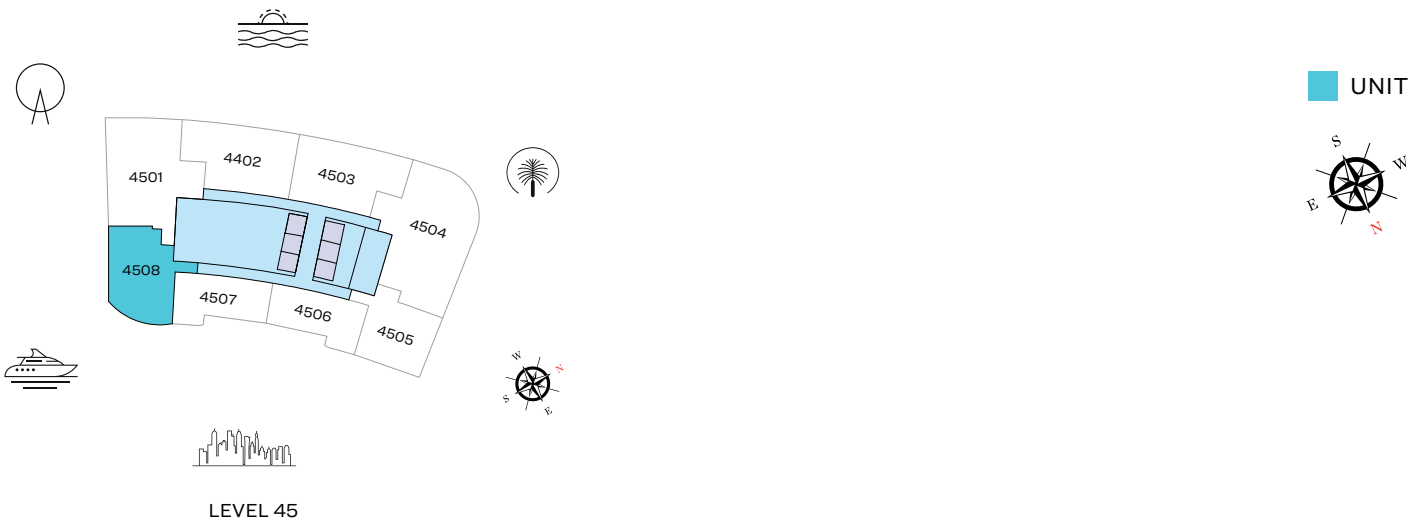
TYPE D (with powder room + balcony)

TOTAL SALEABLE AREA

SUITE = 1,335.59 SQ.FT.

BALCONY = 88.48 SQ.FT.

TOTAL = 1,424.07 SQ.FT.



List of unit numbers with this unit plan:

VIEWS

Blue waters, Ain Dubai, JBR Beach, Marina, Sea
4508

Disclaimer: 1. All dimensions are in metric, measured to wall finishes. 2. All materials, dimensions & drawings are approximate. 3. Information is subject to change without notice, at developer's absolute discretion. 4. Actual area may vary from the stated area. 5. Drawing are not to scale. 6. All images used are for illustrative purpose only and do not represent the actual size, features, specifications, fittings and furnishings. 7. The developer reserves the right to make revisions/ alterations, at its absolute discretion, without any liability whatsoever.

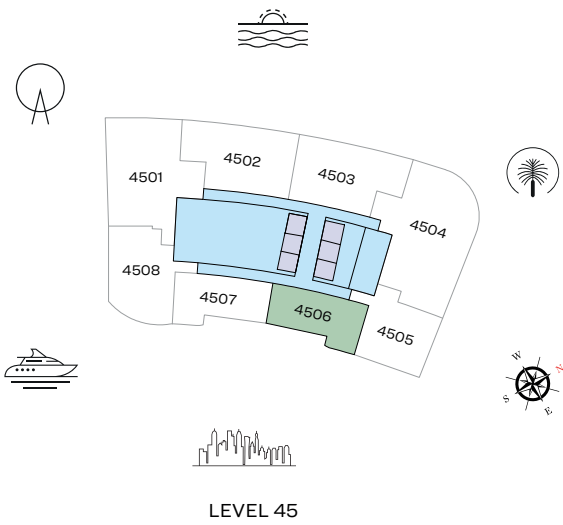
1 BEDROOM APARTMENT
TYPE A (with powder room + balcony)

TOTAL SALEABLE AREA

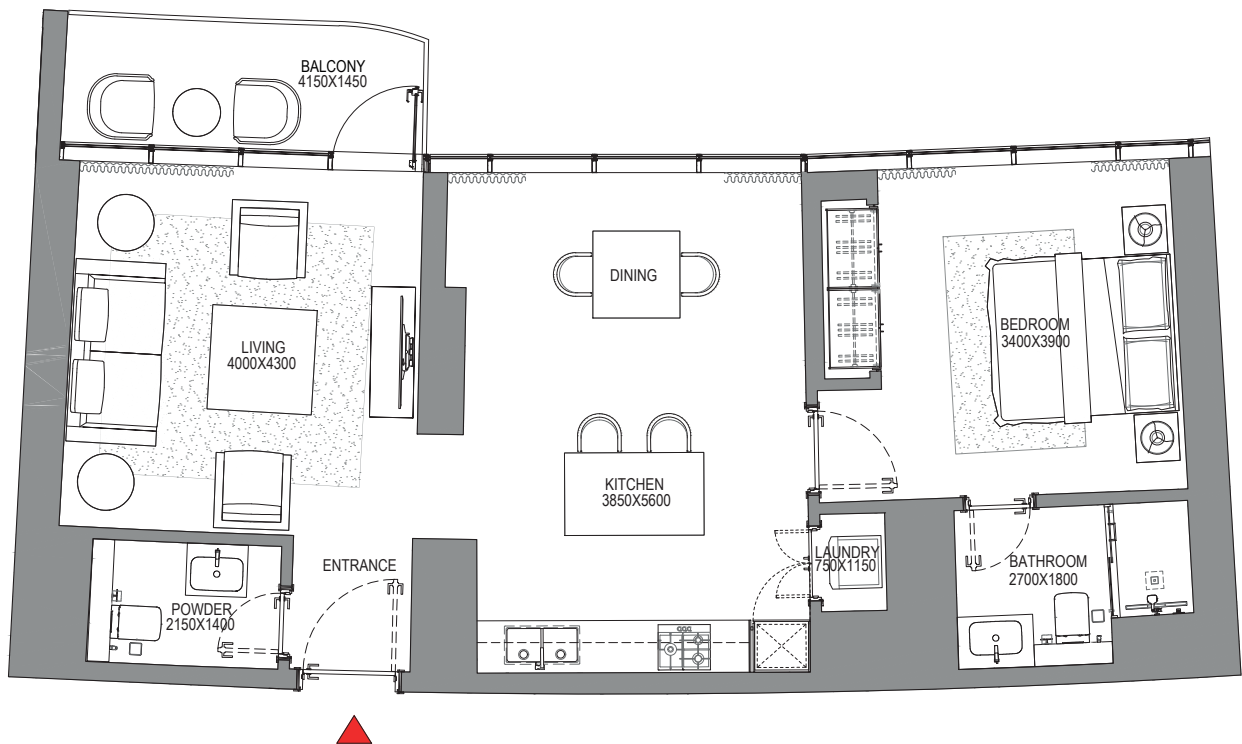
SUITE = 836.36 SQ.FT.

BALCONY = 70.61 SQ.FT.

TOTAL = 906.97 SQ.FT.



UNIT



List of unit numbers with this unit plan:

VIEWS

Marina, Marina Skyline
 4506

Disclaimer: 1. All dimensions are in metric, measured to wall finishes. 2. All materials, dimensions & drawings are approximate. 3. Information is subject to change without notice, at developer's absolute discretion. 4. Actual area may vary from the stated area. 5. Drawing are not to scale. 6. All images used are for illustrative purpose only and do not represent the actual size, features, specifications, fittings and furnishings. 7. The developer reserves the right to make revisions/ alterations, at its absolute discretion, without any liability whatsoever.

1 BEDROOM APARTMENT

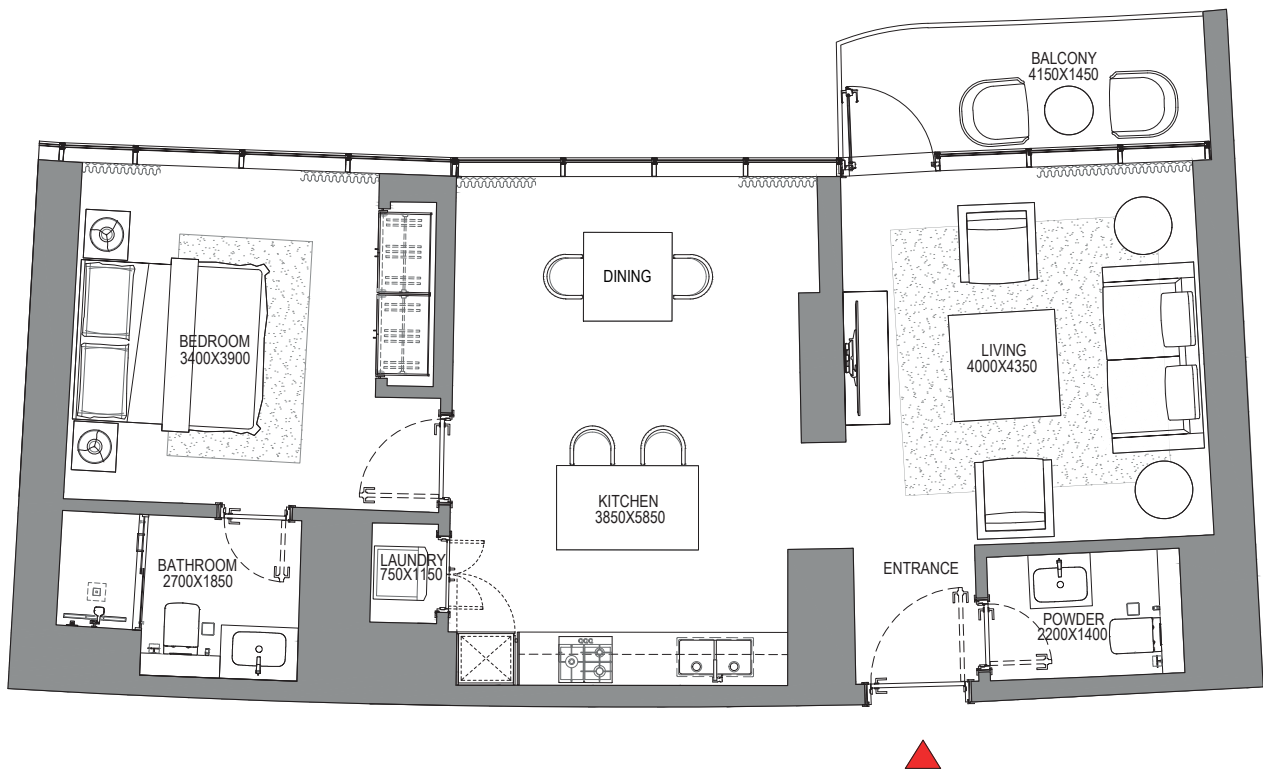
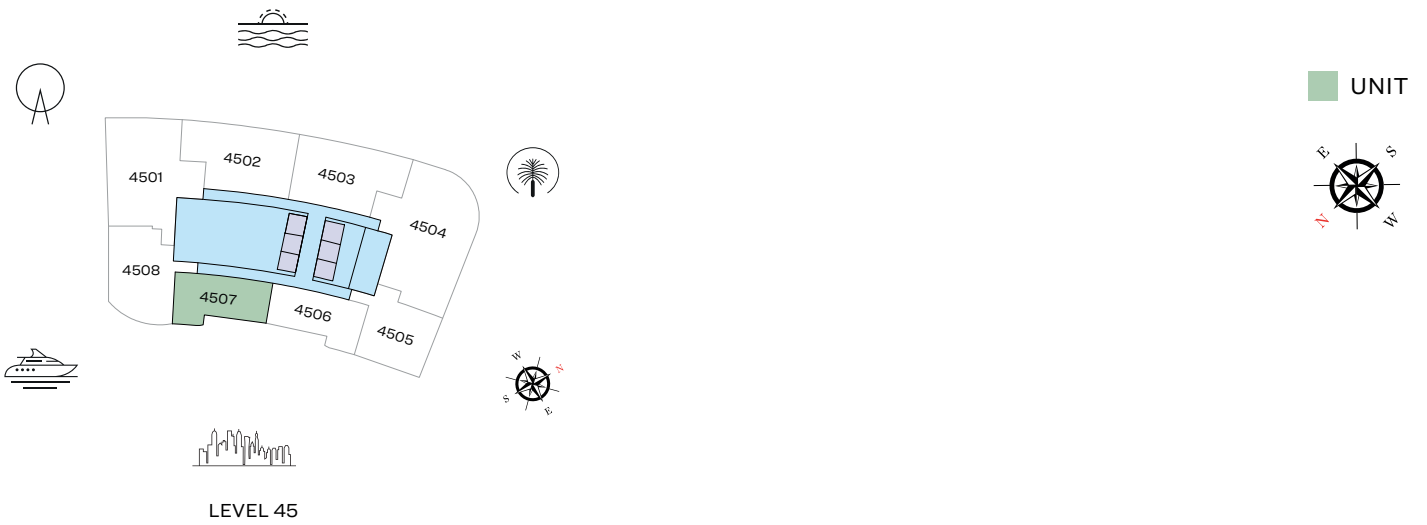
TYPE B (with powder room + balcony)

TOTAL SALEABLE AREA

SUITE = 834.63 SQ.FT.

BALCONY = 68.46 SQ.FT.

TOTAL = 903.09 SQ.FT.



List of unit numbers with this unit plan:

VIEWS

Marina, Marina Skyline
4507

Disclaimer: 1. All dimensions are in metric, measured to wall finishes. 2. All materials, dimensions & drawings are approximate. 3. Information is subject to change without notice, at developer's absolute discretion. 4. Actual area may vary from the stated area. 5. Drawing are not to scale. 6. All images used are for illustrative purpose only and do not represent the actual size, features, specifications, fittings and furnishings. 7. The developer reserves the right to make revisions/ alterations, at its absolute discretion, without any liability whatsoever.

1 BEDROOM APARTMENT

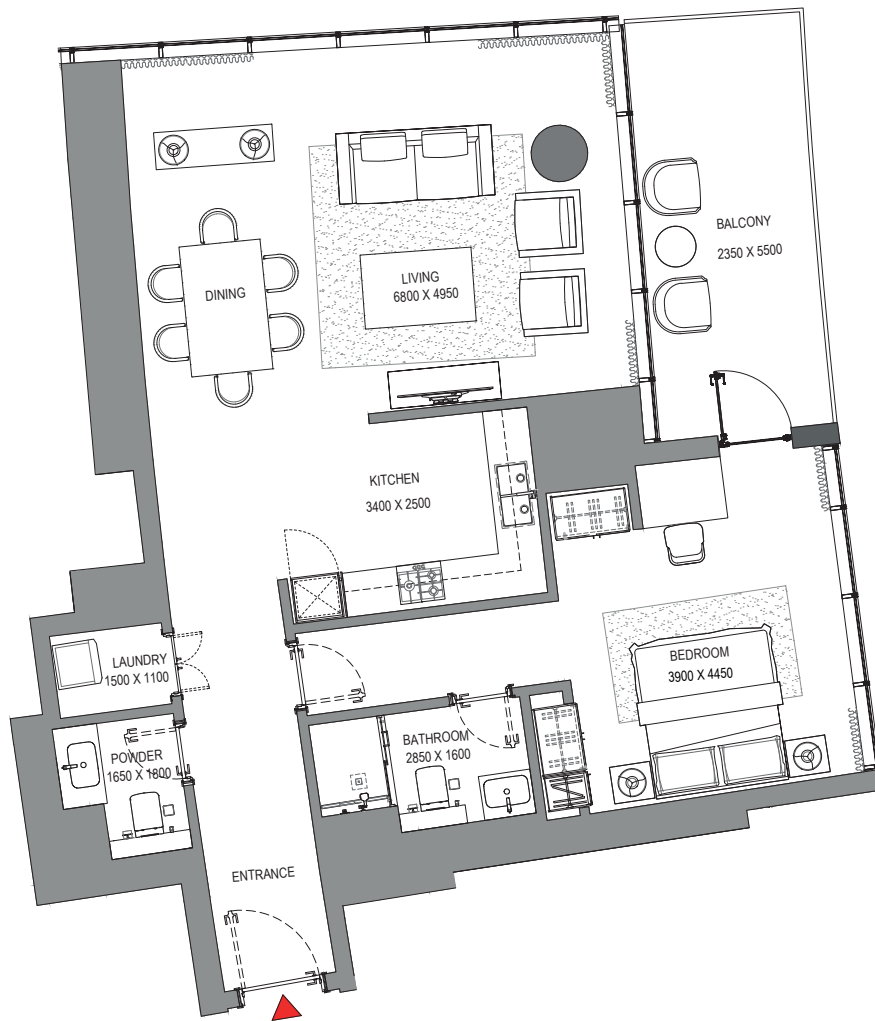
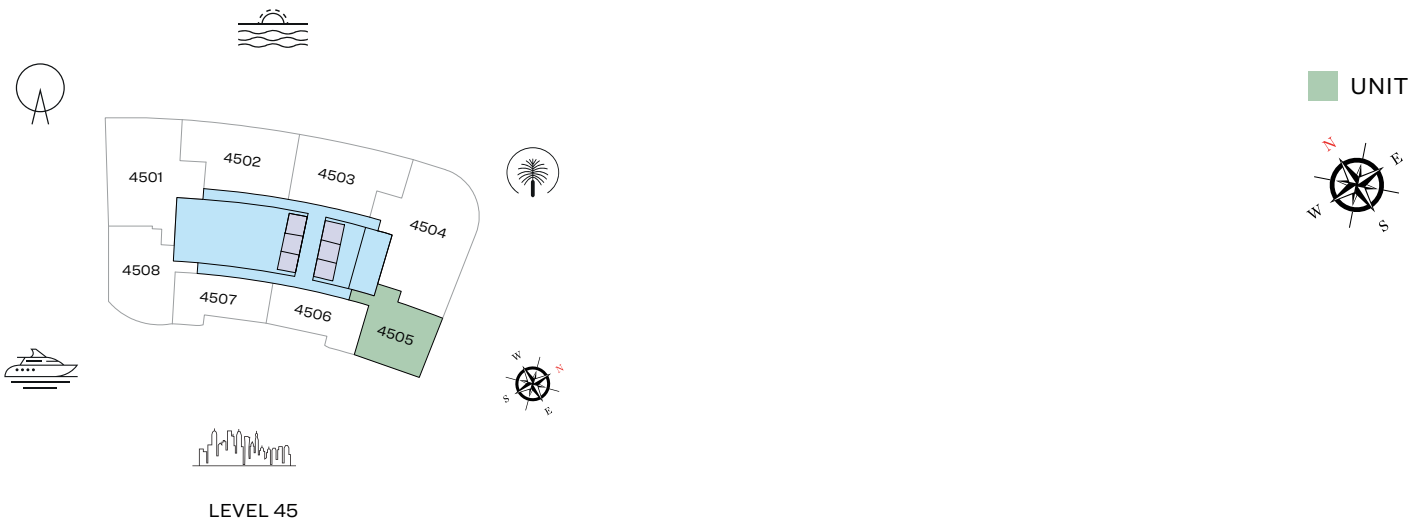
TYPE C (with powder room + balcony)

TOTAL SALEABLE AREA

SUITE = 1,047.87 SQ.FT.

BALCONY = 151.88 SQ.FT.

TOTAL = 1,199.75 SQ.FT.



List of unit numbers with this unit plan:

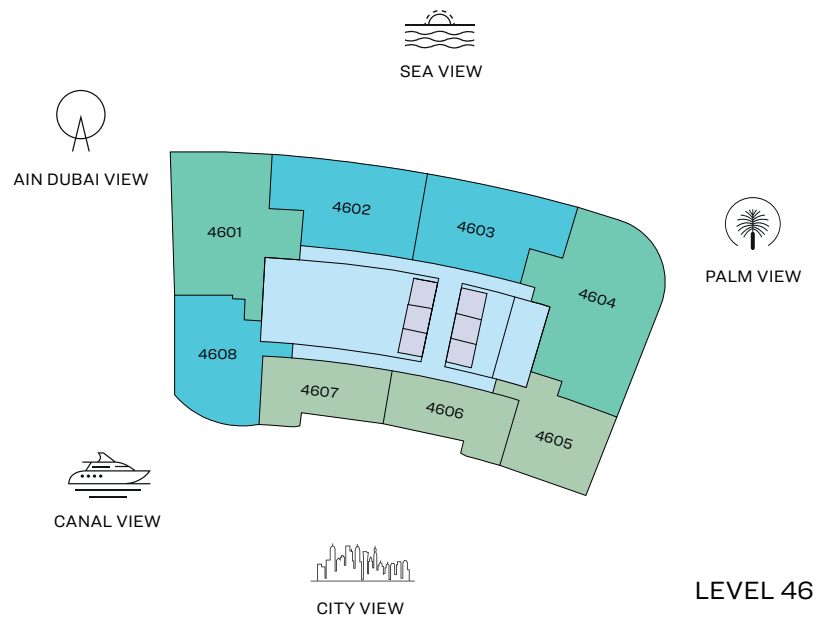
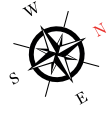
VIEWS

Marina, Marina Skyline
4505

Disclaimer: 1. All dimensions are in metric, measured to wall finishes. 2. All materials, dimensions & drawings are approximate. 3. Information is subject to change without notice, at developer's absolute discretion. 4. Actual area may vary from the stated area. 5. Drawing are not to scale. 6. All images used are for illustrative purpose only and do not represent the actual size, features, specifications, fittings and furnishings. 7. The developer reserves the right to make revisions/ alterations, at its absolute discretion, without any liability whatsoever.

FLOOR PLAN LAYOUT

TOWER A



- 1 BED UNIT
- 2 BED UNIT
- 3 BED UNIT
- LIFTS
- LOBBIES, CORRIDORS & STAIRS

Disclaimer: 1. All dimensions are in metric, measured to wall finishes. 2. All materials, dimensions & drawings are approximate. 3. Information is subject to change without notice, at developer's absolute discretion. 4. Actual area may vary from the stated area. 5. Drawing are not to scale. 6. All images used are for illustrative purpose only and do not represent the actual size, features, specifications, fittings and furnishings. 7. The developer reserves the right to make revisions/ alterations, at its absolute discretion, without any liability whatsoever.

3 BEDROOM APARTMENT

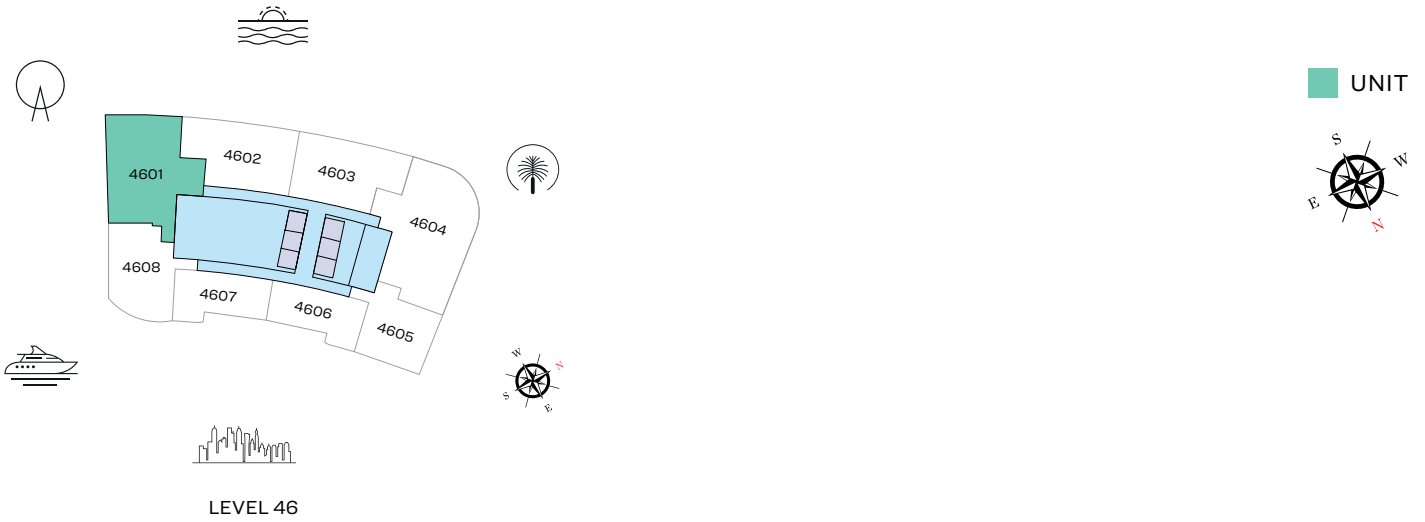
TYPE A (with maid room and powder room + balcony)

TOTAL SALEABLE AREA

SUITE = 2,110.37 SQ.FT.

BALCONY = 222.81 SQ.FT.

TOTAL = 2,333.18 SQ.FT.



List of unit numbers with this unit plan:

VIEWS

Blue waters, Ain Dubai, Palm Jumeirah, Harbour, JBR Beach, Marina, Sea, Marina Skyline, Skydive 4601

Disclaimer: 1. All dimensions are in metric, measured to wall finishes. 2. All materials, dimensions & drawings are approximate. 3. Information is subject to change without notice, at developer's absolute discretion. 4. Actual area may vary from the stated area. 5. Drawing are not to scale. 6. All images used are for illustrative purpose only and do not represent the actual size, features, specifications, fittings and furnishings. 7. The developer reserves the right to make revisions/ alterations, at its absolute discretion, without any liability whatsoever.

3 BEDROOM APARTMENT

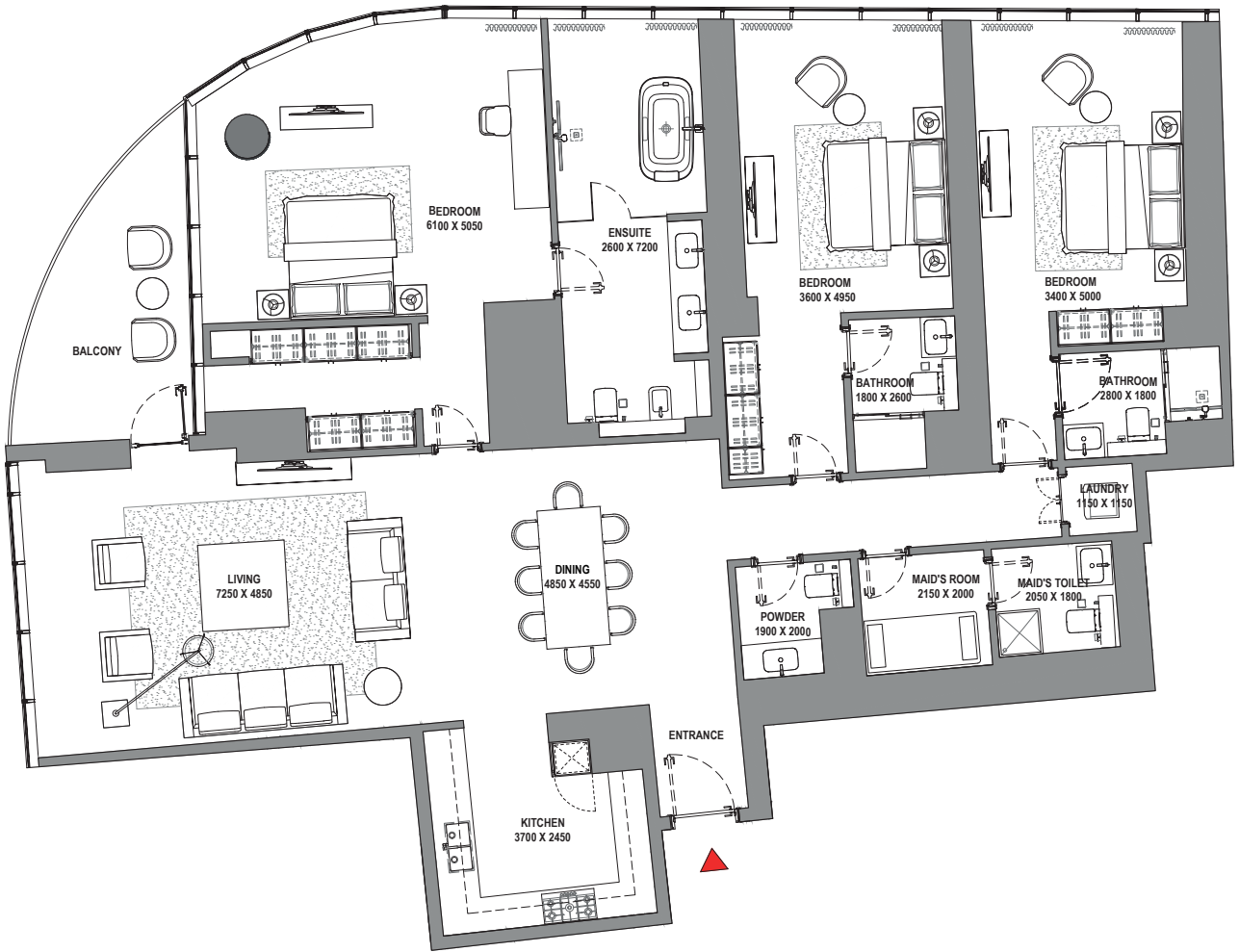

TYPE C (with maid room and powder room + balcony)

TOTAL SALEABLE AREA

SUITE = 2,545.02 SQ.FT.

BALCONY = 145.85 SQ.FT.

TOTAL = 2,690.87 SQ.FT.



List of unit numbers with this unit plan:

VIEWS

Palm Jumeirah, Harbour, Sea, Skydive
4604

Disclaimer: 1. All dimensions are in metric, measured to wall finishes. 2. All materials, dimensions & drawings are approximate. 3. Information is subject to change without notice, at developer's absolute discretion. 4. Actual area may vary from the stated area. 5. Drawing are not to scale. 6. All images used are for illustrative purpose only and do not represent the actual size, features, specifications, fittings and furnishings. 7. The developer reserves the right to make revisions/ alterations, at its absolute discretion, without any liability whatsoever.

2 BEDROOM APARTMENT

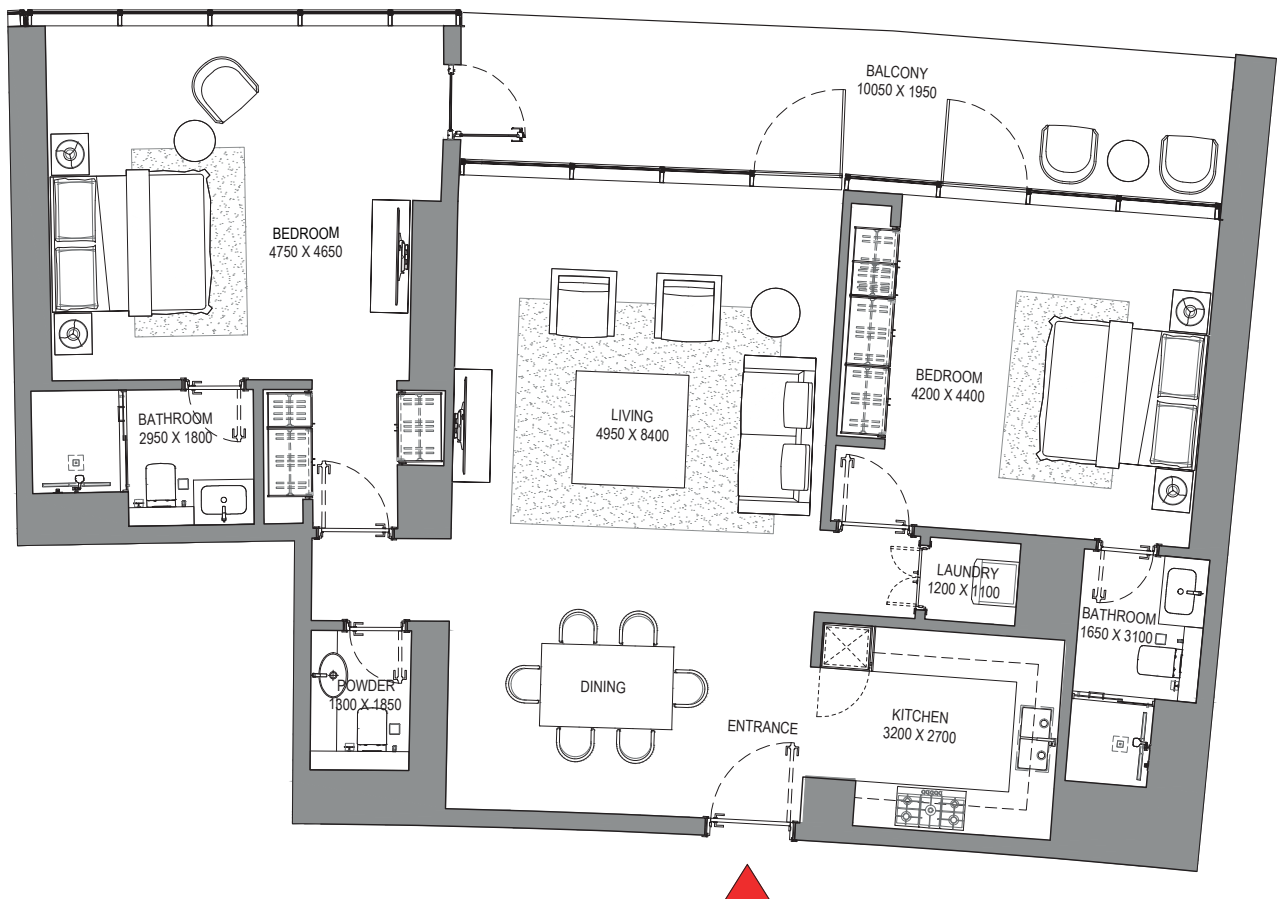

TYPE A (with powder room + balcony)

TOTAL SALEABLE AREA

SUITE = 1,415.24 SQ.FT.

BALCONY = 236.16 SQ.FT.

TOTAL = 1,651.40 SQ.FT.



List of unit numbers with this unit plan:

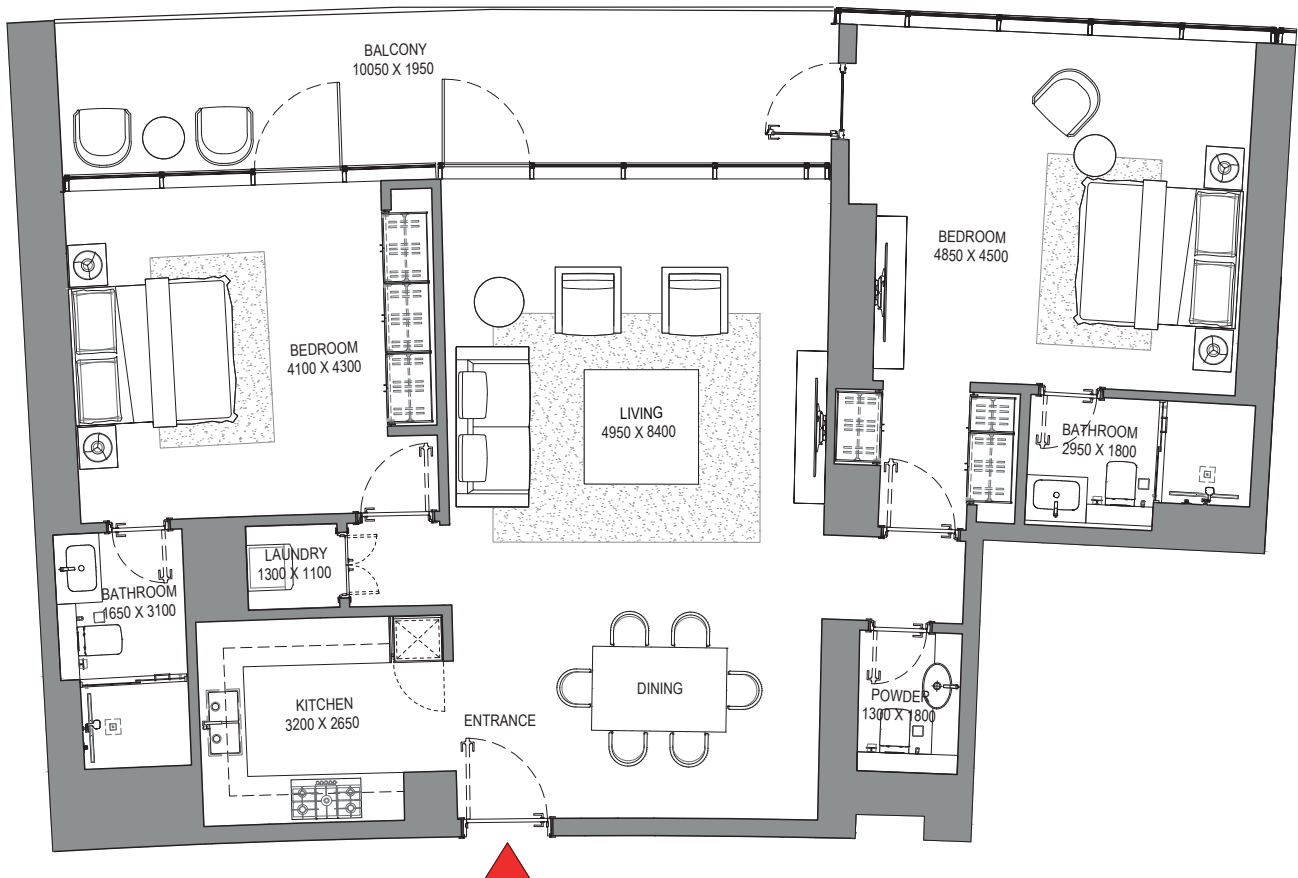
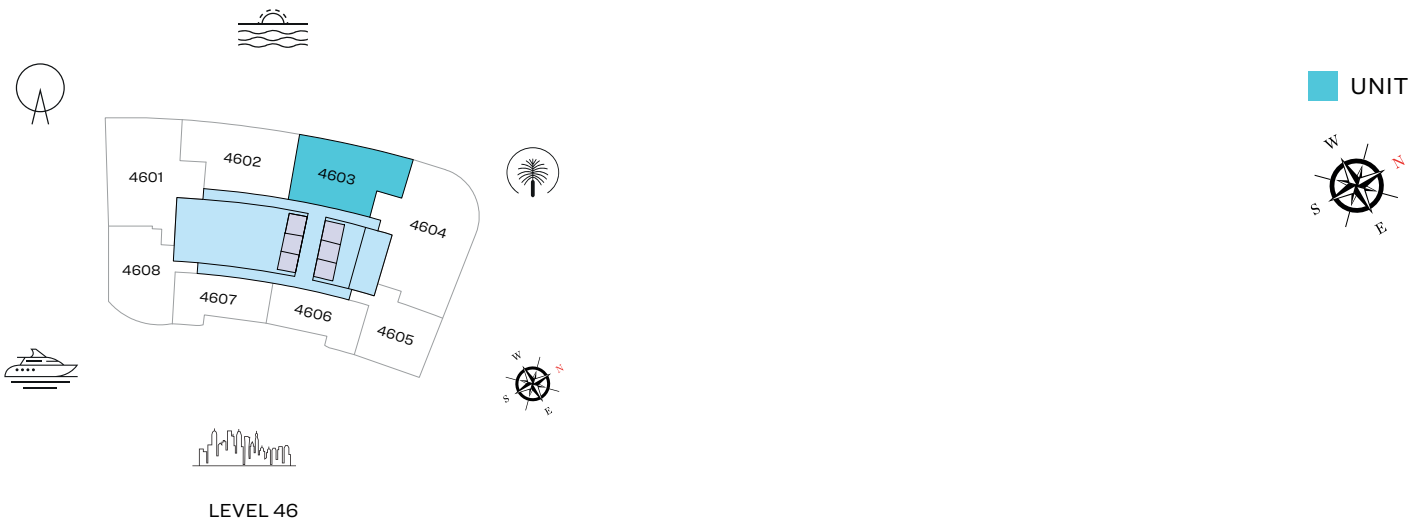
VIEWS

Blue waters, Ain Dubai, Palm Jumeirah, Harbour, Sea, Skydive
4602

Disclaimer: 1. All dimensions are in metric, measured to wall finishes. 2. All materials, dimensions & drawings are approximate. 3. Information is subject to change without notice, at developer's absolute discretion. 4. Actual area may vary from the stated area. 5. Drawing are not to scale. 6. All images used are for illustrative purpose only and do not represent the actual size, features, specifications, fittings and furnishings. 7. The developer reserves the right to make revisions/ alterations, at its absolute discretion, without any liability whatsoever.

2 BEDROOM APARTMENT
TYPE B (with powder room + balcony)

TOTAL SALEABLE AREA
 SUITE = 1,398.02 SQ.FT.
 BALCONY = 239.82 SQ.FT.
 TOTAL = 1,637.84 SQ.FT.



List of unit numbers with this unit plan:

VIEWS

Palm Jumeirah, Harbour, Sea, Skydive
 4603

Disclaimer: 1. All dimensions are in metric, measured to wall finishes. 2. All materials, dimensions & drawings are approximate. 3. Information is subject to change without notice, at developer's absolute discretion. 4. Actual area may vary from the stated area. 5. Drawing are not to scale. 6. All images used are for illustrative purpose only and do not represent the actual size, features, specifications, fittings and furnishings. 7. The developer reserves the right to make revisions/ alterations, at its absolute discretion, without any liability whatsoever.

2 BEDROOM APARTMENT

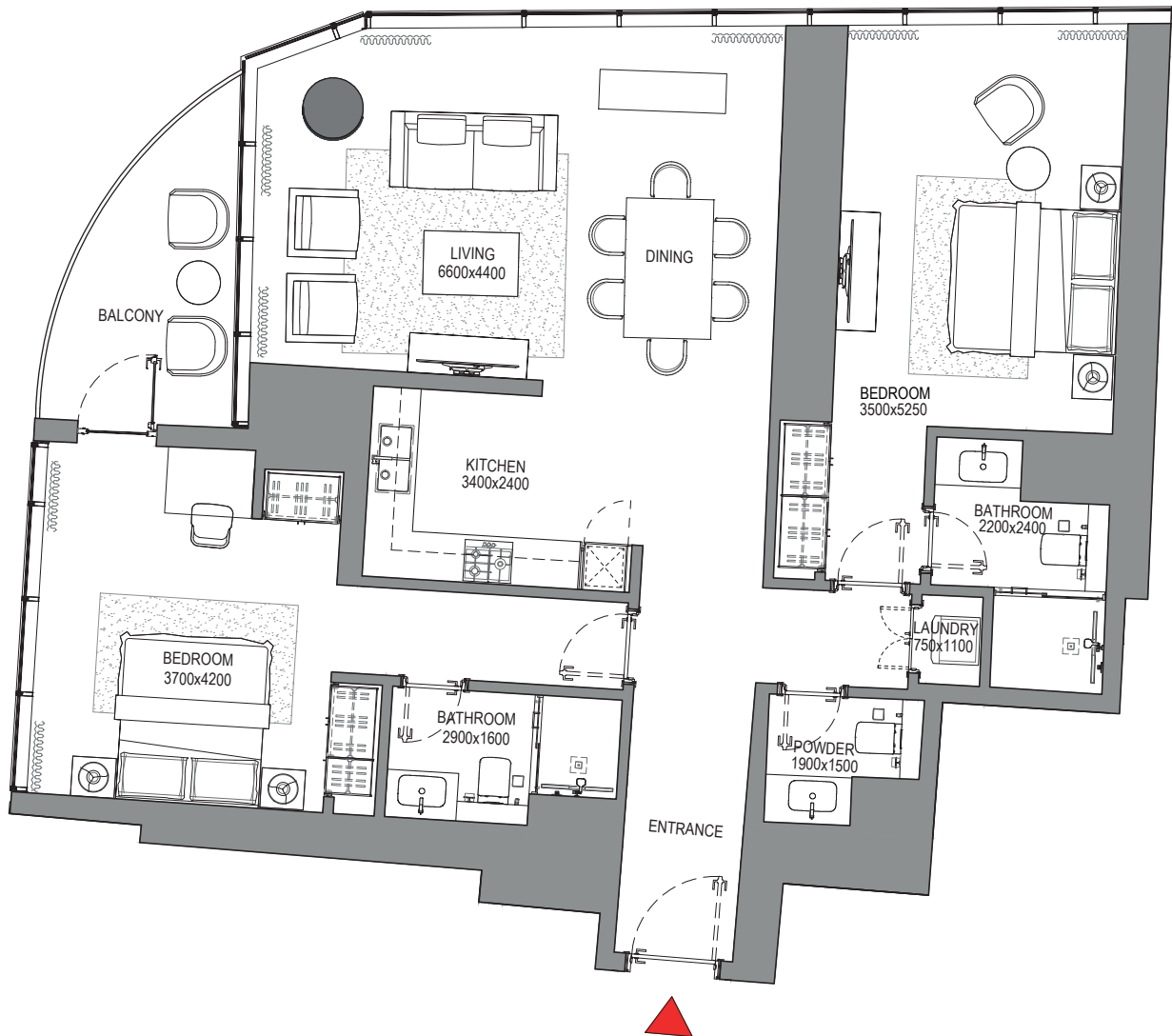
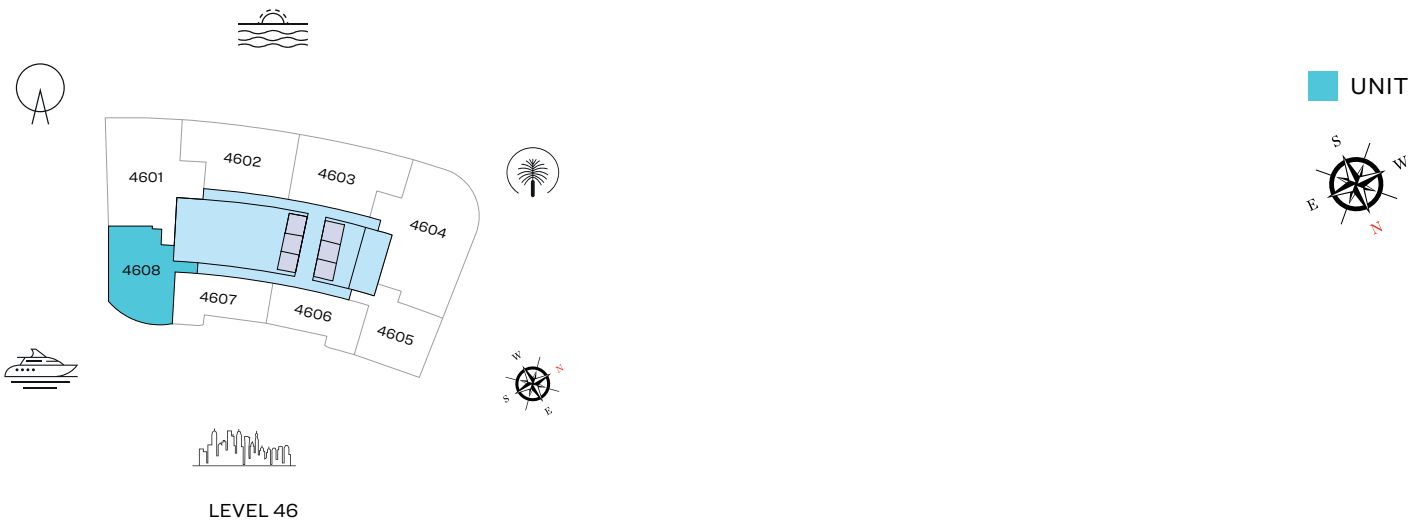
TYPE D (with powder room + balcony)

TOTAL SALEABLE AREA

SUITE = 1,340.11 SQ.FT.

BALCONY = 88.8 SQ.FT.

TOTAL = 1,428.91 SQ.FT.



List of unit numbers with this unit plan:

VIEWS

Blue waters, Ain Dubai, JBR Beach, Marina, Sea
4608

Disclaimer: 1. All dimensions are in metric, measured to wall finishes. 2. All materials, dimensions & drawings are approximate. 3. Information is subject to change without notice, at developer's absolute discretion. 4. Actual area may vary from the stated area. 5. Drawing are not to scale. 6. All images used are for illustrative purpose only and do not represent the actual size, features, specifications, fittings and furnishings. 7. The developer reserves the right to make revisions/ alterations, at its absolute discretion, without any liability whatsoever.

1 BEDROOM APARTMENT

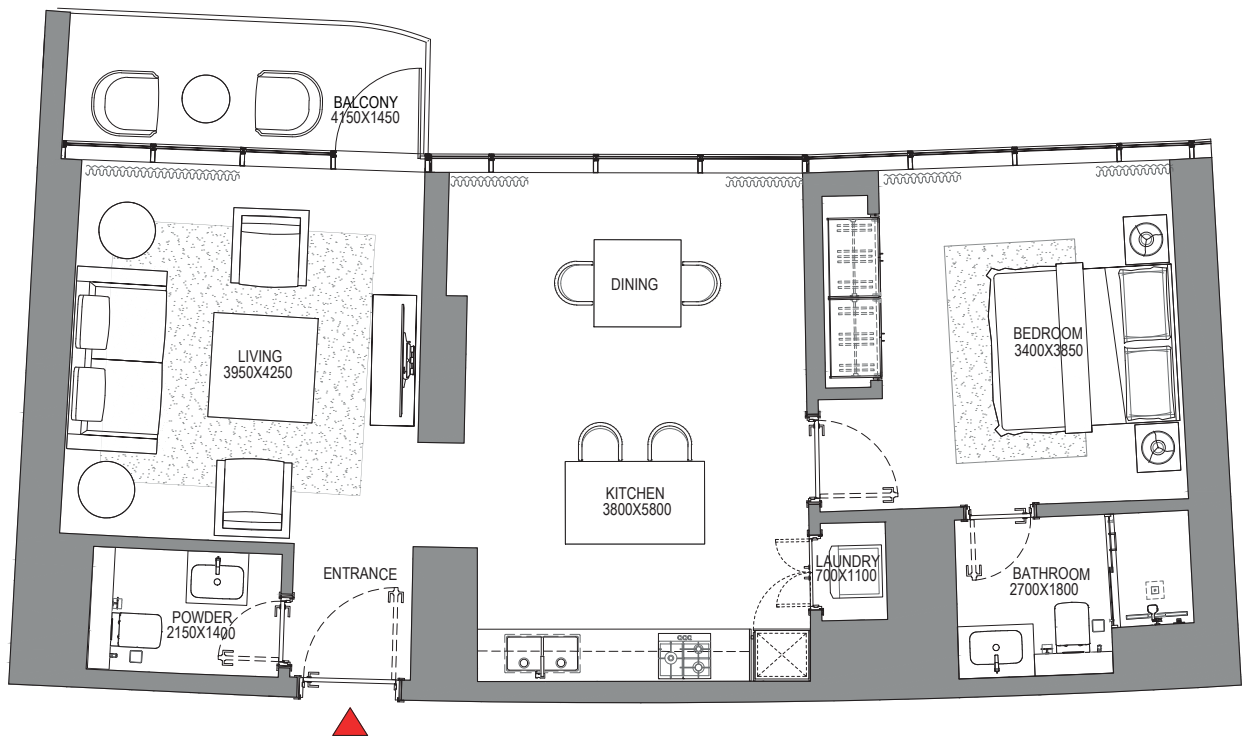
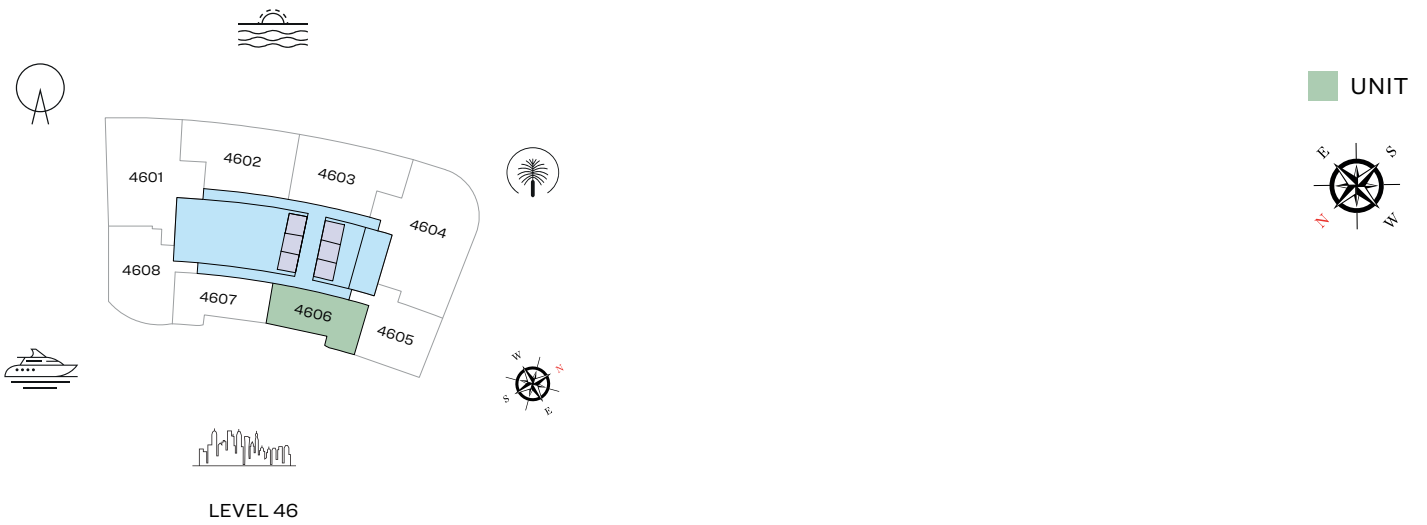
TYPE A (with powder room + balcony)

TOTAL SALEABLE AREA

SUITE = 836.25 SQ.FT.

BALCONY = 70.61 SQ.FT.

TOTAL = 906.86 SQ.FT.



List of unit numbers with this unit plan:

VIEWS

Marina, Marina Skyline
4606

Disclaimer: 1. All dimensions are in metric, measured to wall finishes. 2. All materials, dimensions & drawings are approximate. 3. Information is subject to change without notice, at developer's absolute discretion. 4. Actual area may vary from the stated area. 5. Drawing are not to scale. 6. All images used are for illustrative purpose only and do not represent the actual size, features, specifications, fittings and furnishings. 7. The developer reserves the right to make revisions/ alterations, at its absolute discretion, without any liability whatsoever.

1 BEDROOM APARTMENT

TYPE B (with powder room + balcony)

TOTAL SALEABLE AREA

SUITE = 834.53 SQ.FT.

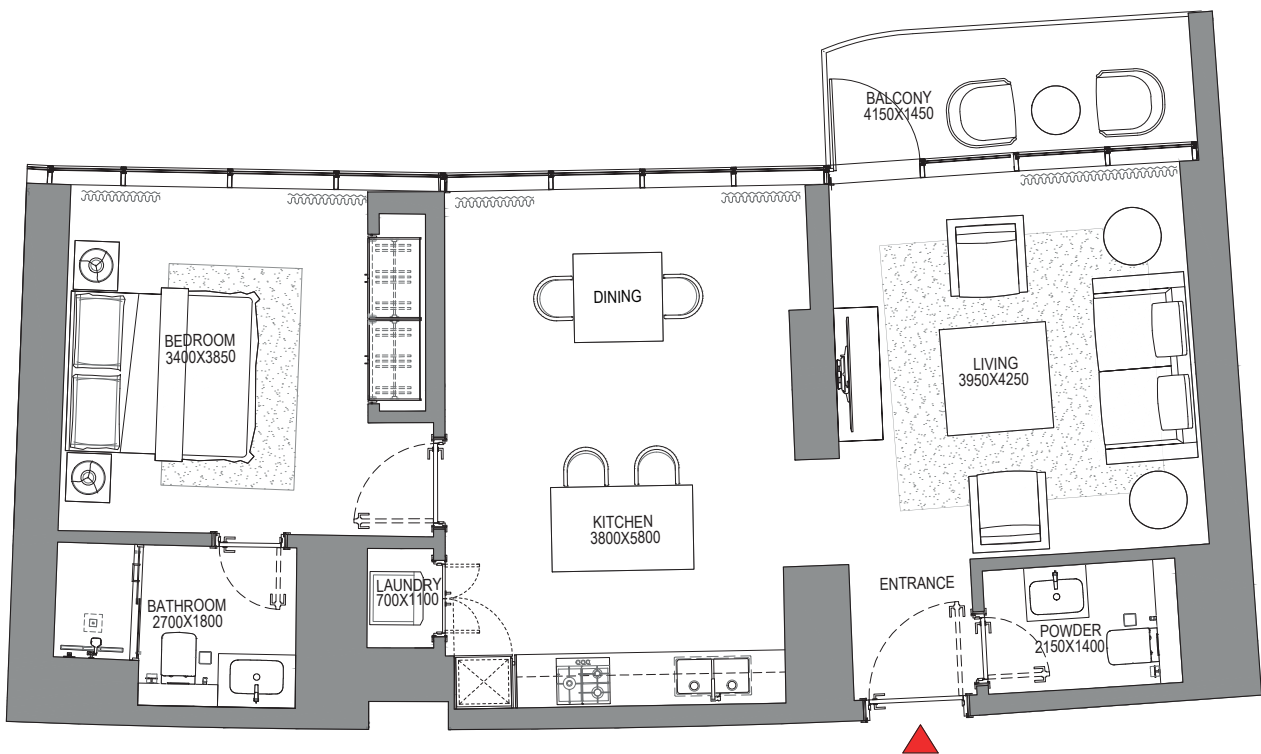
BALCONY = 68.46 SQ.FT.

TOTAL = 902.99 SQ.FT.



LEVEL 46

UNIT



List of unit numbers with this unit plan:

VIEWS

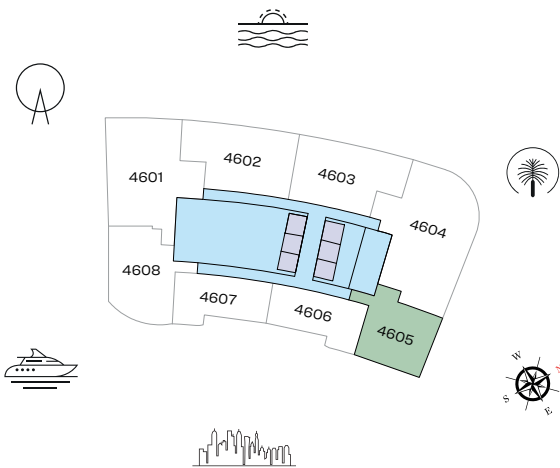
Marina, Marina Skyline
4607

Disclaimer: 1. All dimensions are in metric, measured to wall finishes. 2. All materials, dimensions & drawings are approximate. 3. Information is subject to change without notice, at developer's absolute discretion. 4. Actual area may vary from the stated area. 5. Drawing are not to scale. 6. All images used are for illustrative purpose only and do not represent the actual size, features, specifications, fittings and furnishings. 7. The developer reserves the right to make revisions/ alterations, at its absolute discretion, without any liability whatsoever.

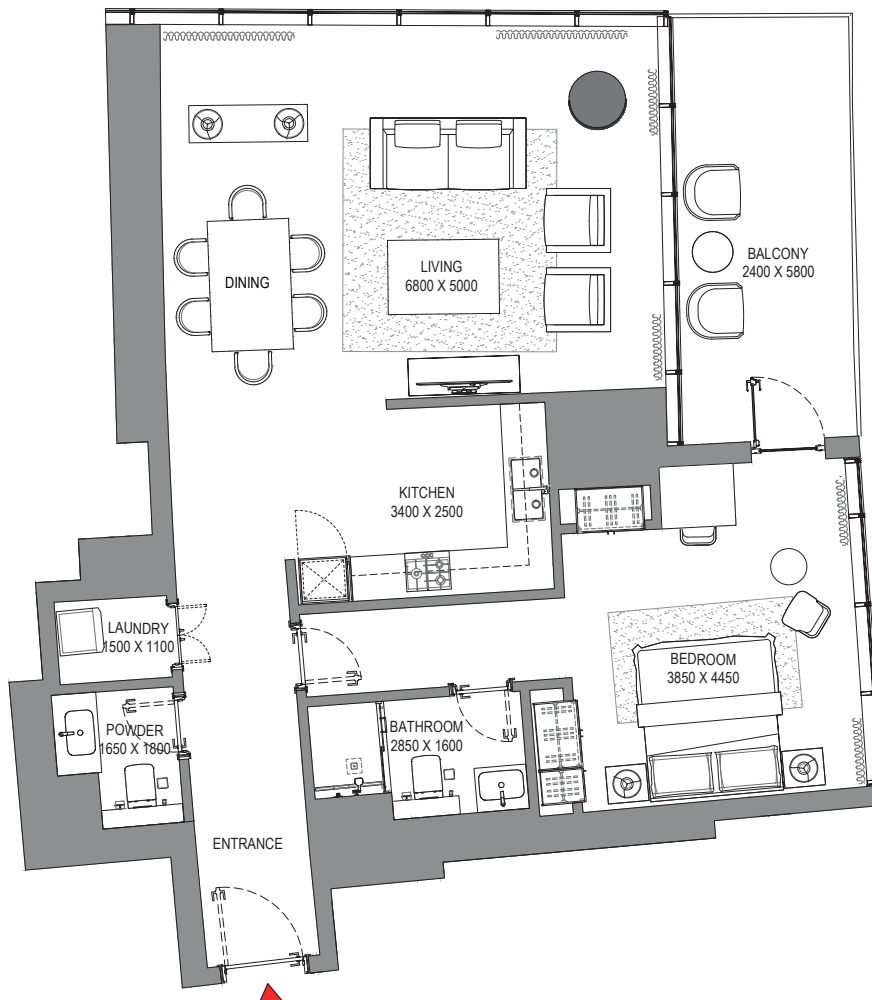

1 BEDROOM APARTMENT

TYPE C (with powder room + balcony)

TOTAL SALEABLE AREA
 SUITE = 1,052.71 SQ.FT.
 BALCONY = 152.09 SQ.FT.
 TOTAL = 1,204.80 SQ.FT.



LEVEL 46



List of unit numbers with this unit plan:

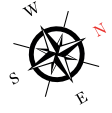
VIEWS

Marina, Marina Skyline
 4605

Disclaimer: 1. All dimensions are in metric, measured to wall finishes. 2. All materials, dimensions & drawings are approximate. 3. Information is subject to change without notice, at developer's absolute discretion. 4. Actual area may vary from the stated area. 5. Drawing are not to scale. 6. All images used are for illustrative purpose only and do not represent the actual size, features, specifications, fittings and furnishings. 7. The developer reserves the right to make revisions/ alterations, at its absolute discretion, without any liability whatsoever.

FLOOR PLAN LAYOUT

TOWER A



- 1 BED UNIT
- 2 BED UNIT
- 3 BED UNIT
- LOBBIES, CORRIDORS & STAIRS
- LIFTS

Disclaimer: 1. All dimensions are in metric, measured to wall finishes. 2. All materials, dimensions & drawings are approximate. 3. Information is subject to change without notice, at developer's absolute discretion. 4. Actual area may vary from the stated area. 5. Drawing are not to scale. 6. All images used are for illustrative purpose only and do not represent the actual size, features, specifications, fittings and furnishings. 7. The developer reserves the right to make revisions/ alterations, at its absolute discretion, without any liability whatsoever.

3 BEDROOM APARTMENT

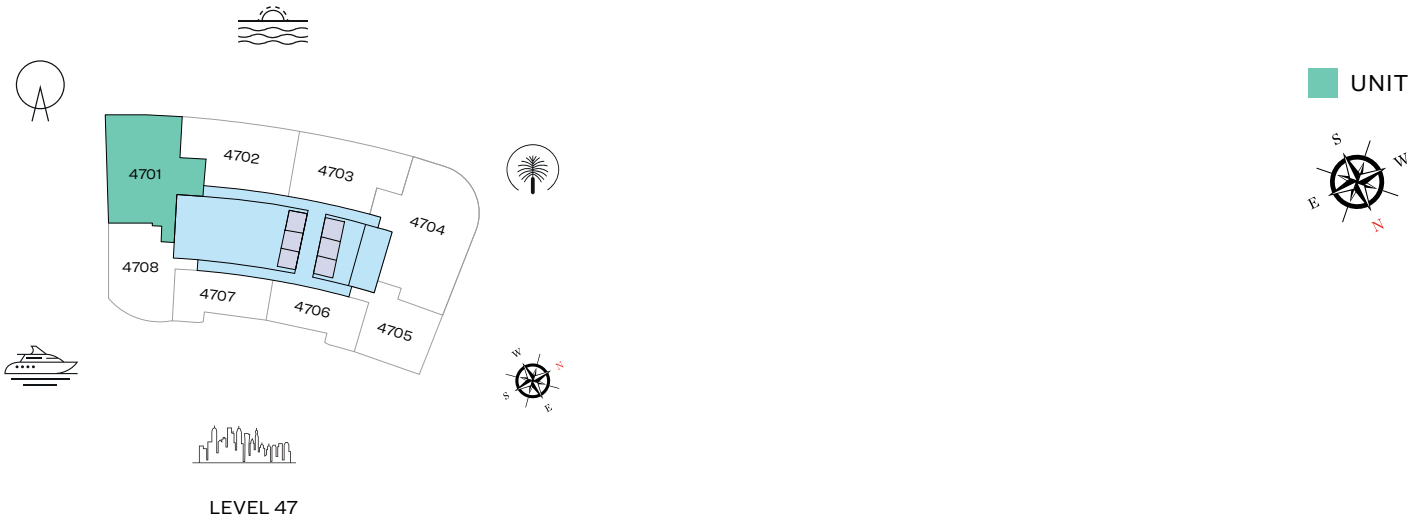
TYPE A (with maid room and powder room + balcony)

TOTAL SALEABLE AREA

SUITE = 2,136.96 SQ.FT.

BALCONY = 227.76 SQ.FT.

TOTAL = 2,364.72 SQ.FT.



List of unit numbers with this unit plan:

VIEWS

Blue waters, Ain Dubai, Palm Jumeirah, Harbour, JBR Beach, Marina, Sea, Marina Skyline, Skydive
4701

Disclaimer: 1. All dimensions are in metric, measured to wall finishes. 2. All materials, dimensions & drawings are approximate. 3. Information is subject to change without notice, at developer's absolute discretion. 4. Actual area may vary from the stated area. 5. Drawing are not to scale. 6. All images used are for illustrative purpose only and do not represent the actual size, features, specifications, fittings and furnishings. 7. The developer reserves the right to make revisions/ alterations, at its absolute discretion, without any liability whatsoever.

3 BEDROOM APARTMENT

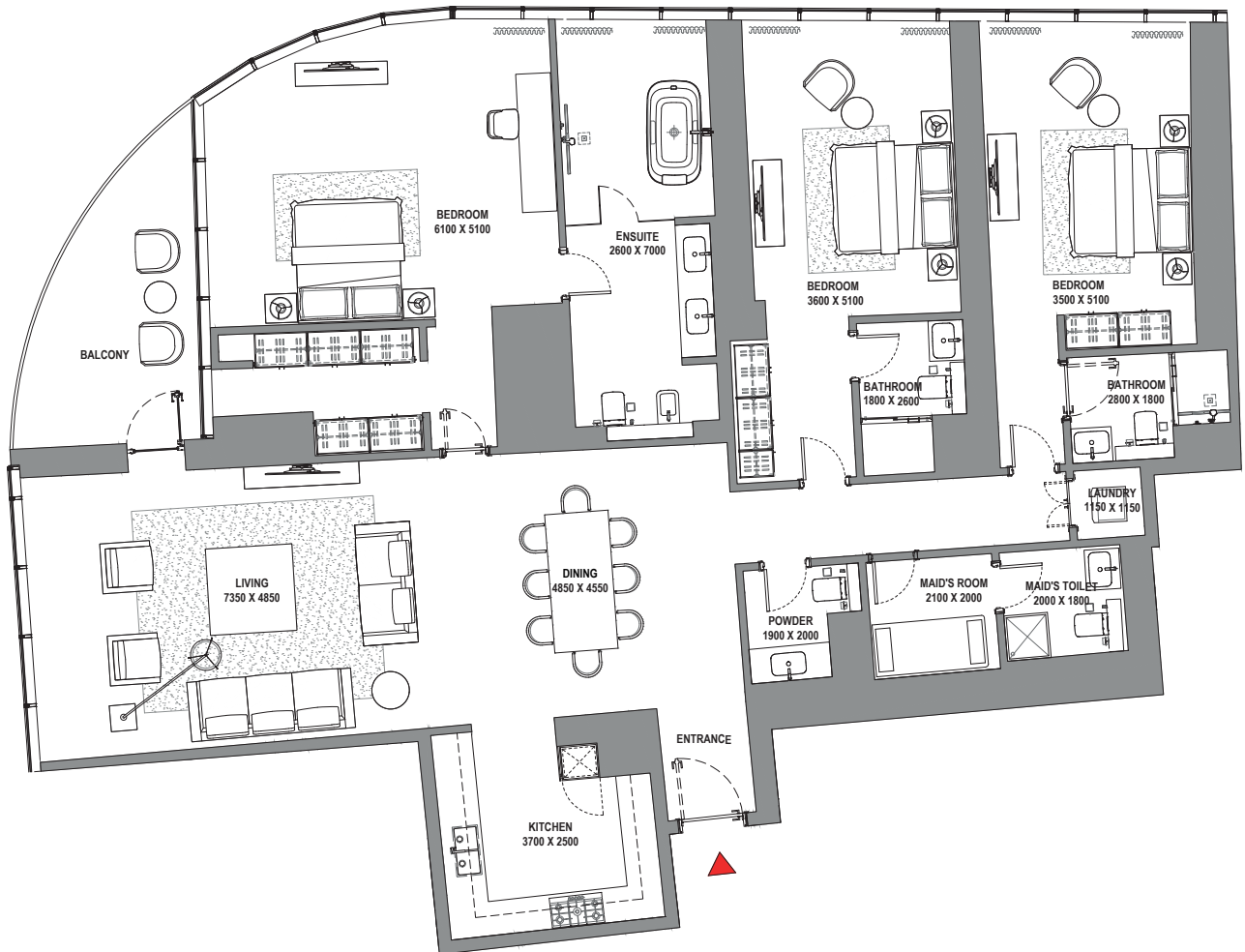

TYPE C (with maid room and powder room + balcony)

TOTAL SALEABLE AREA

SUITE = 2,561.81 SQ.FT.

BALCONY = 150.80 SQ.FT.

TOTAL = 2,712.61 SQ.FT.



List of unit numbers with this unit plan:

VIEWS

Palm Jumeirah, Harbour, Sea, Skydive
4704

Disclaimer: 1. All dimensions are in metric, measured to wall finishes. 2. All materials, dimensions & drawings are approximate. 3. Information is subject to change without notice, at developer's absolute discretion. 4. Actual area may vary from the stated area. 5. Drawing are not to scale. 6. All images used are for illustrative purpose only and do not represent the actual size, features, specifications, fittings and furnishings. 7. The developer reserves the right to make revisions/ alterations, at its absolute discretion, without any liability whatsoever.

2 BEDROOM APARTMENT

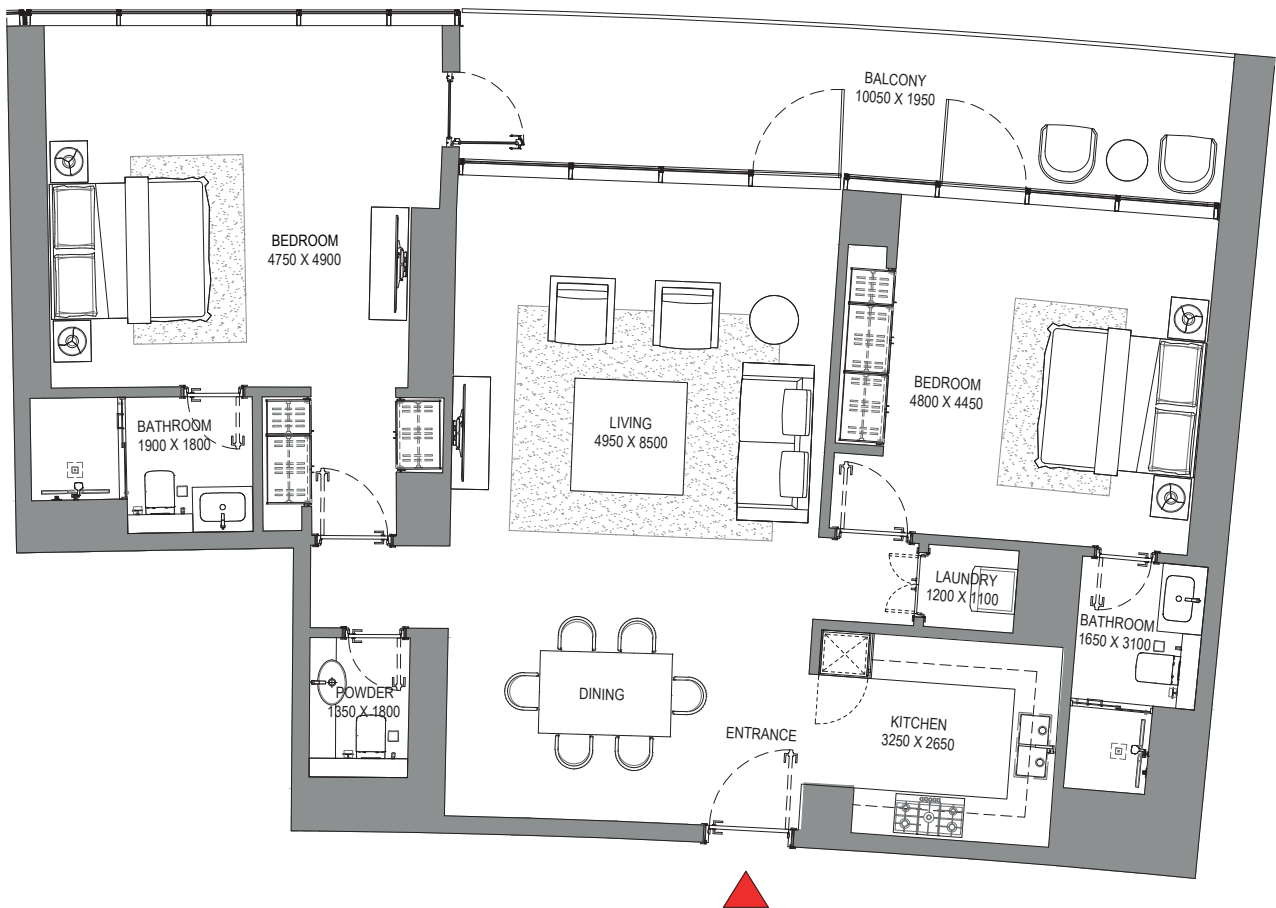
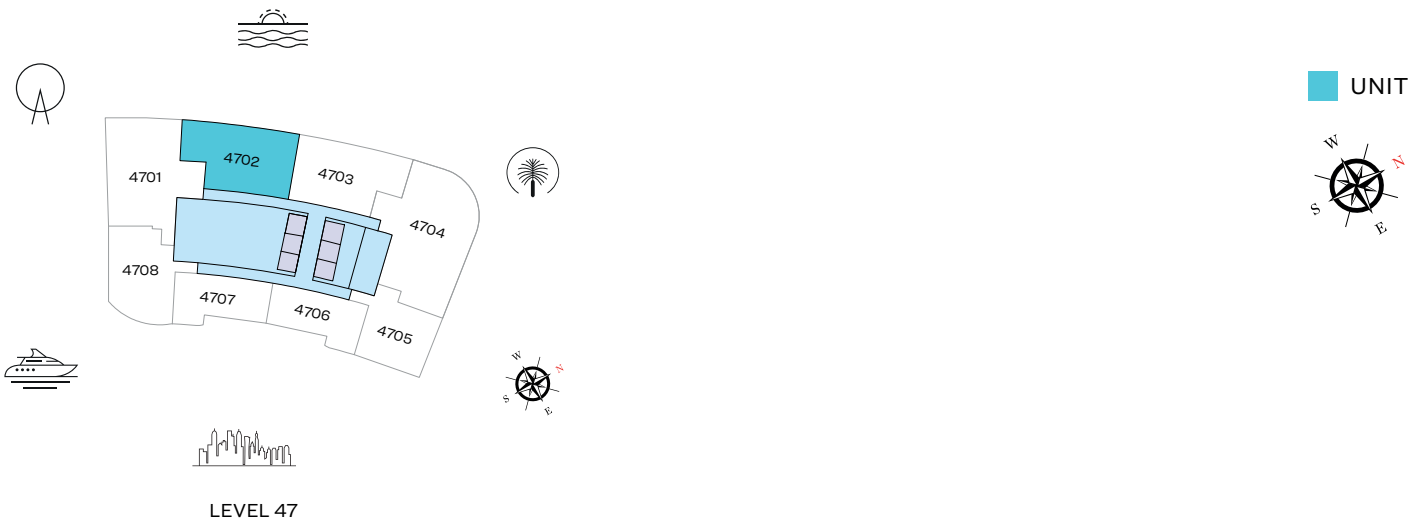
TYPE A (with powder room + balcony)

TOTAL SALEABLE AREA

SUITE = 1,433.11 SQ.FT.

BALCONY = 236.27 SQ.FT.

TOTAL = 1,669.38 SQ.FT.



List of unit numbers with this unit plan:

VIEWS

Blue waters, Ain Dubai, Palm Jumeirah, Harbour, Sea, Skydive
4702

Disclaimer: 1. All dimensions are in metric, measured to wall finishes. 2. All materials, dimensions & drawings are approximate. 3. Information is subject to change without notice, at developer's absolute discretion. 4. Actual area may vary from the stated area. 5. Drawing are not to scale. 6. All images used are for illustrative purpose only and do not represent the actual size, features, specifications, fittings and furnishings. 7. The developer reserves the right to make revisions/ alterations, at its absolute discretion, without any liability whatsoever.

2 BEDROOM APARTMENT

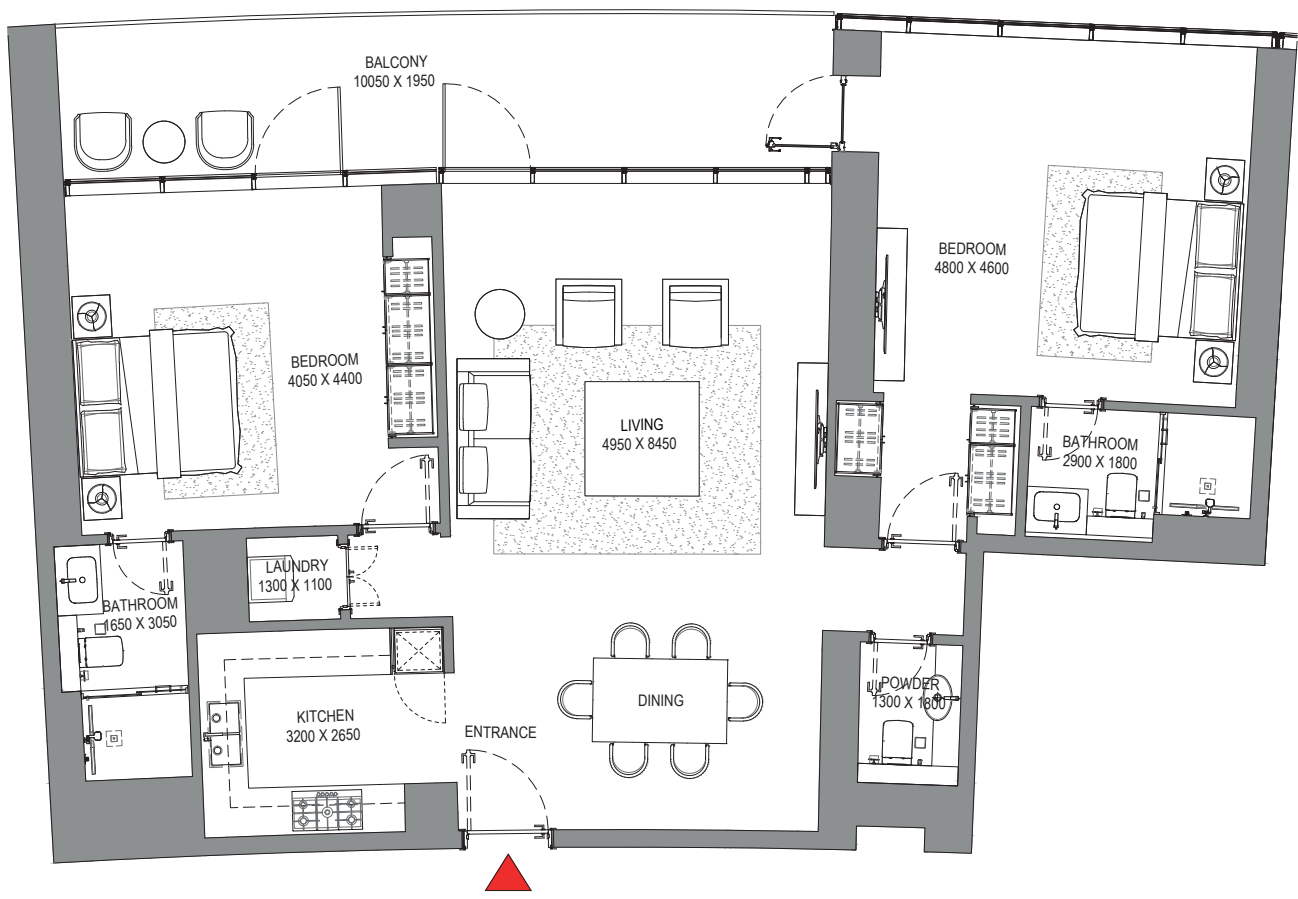
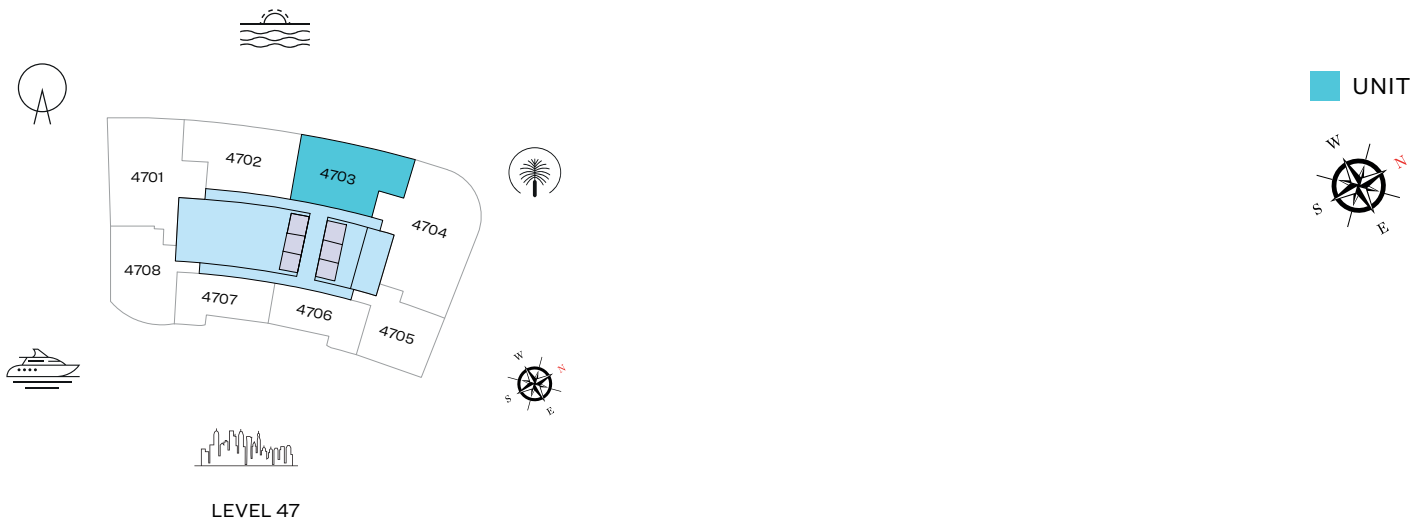
TYPE B (with powder room + balcony)

TOTAL SALEABLE AREA

SUITE = 1,415.56 SQ.FT.

BALCONY = 240.04 SQ.FT.

TOTAL = 1,655.60 SQ.FT.



List of unit numbers with this unit plan:

VIEWS

Palm Jumeirah, Harbour, Sea, Skydive
4703

Disclaimer: 1. All dimensions are in metric, measured to wall finishes. 2. All materials, dimensions & drawings are approximate. 3. Information is subject to change without notice, at developer's absolute discretion. 4. Actual area may vary from the stated area. 5. Drawing are not to scale. 6. All images used are for illustrative purpose only and do not represent the actual size, features, specifications, fittings and furnishings. 7. The developer reserves the right to make revisions/ alterations, at its absolute discretion, without any liability whatsoever.

2 BEDROOM APARTMENT

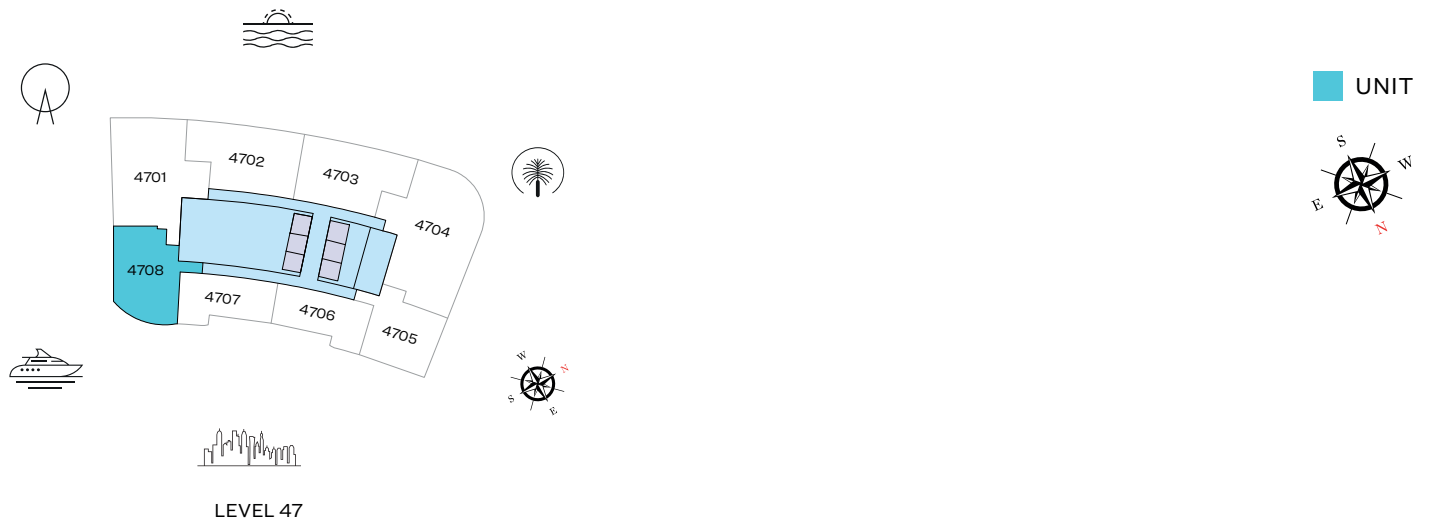
TYPE D (with powder room + balcony)

TOTAL SALEABLE AREA

SUITE = 1,351.73 SQ.FT.

BALCONY = 91.82 SQ.FT.

TOTAL = 1,443.55 SQ.FT.



List of unit numbers with this unit plan:

VIEWS

Blue waters, Ain Dubai, JBR Beach, Marina, Sea
4708

Disclaimer: 1. All dimensions are in metric, measured to wall finishes. 2. All materials, dimensions & drawings are approximate. 3. Information is subject to change without notice, at developer's absolute discretion. 4. Actual area may vary from the stated area. 5. Drawing are not to scale. 6. All images used are for illustrative purpose only and do not represent the actual size, features, specifications, fittings and furnishings. 7. The developer reserves the right to make revisions/ alterations, at its absolute discretion, without any liability whatsoever.

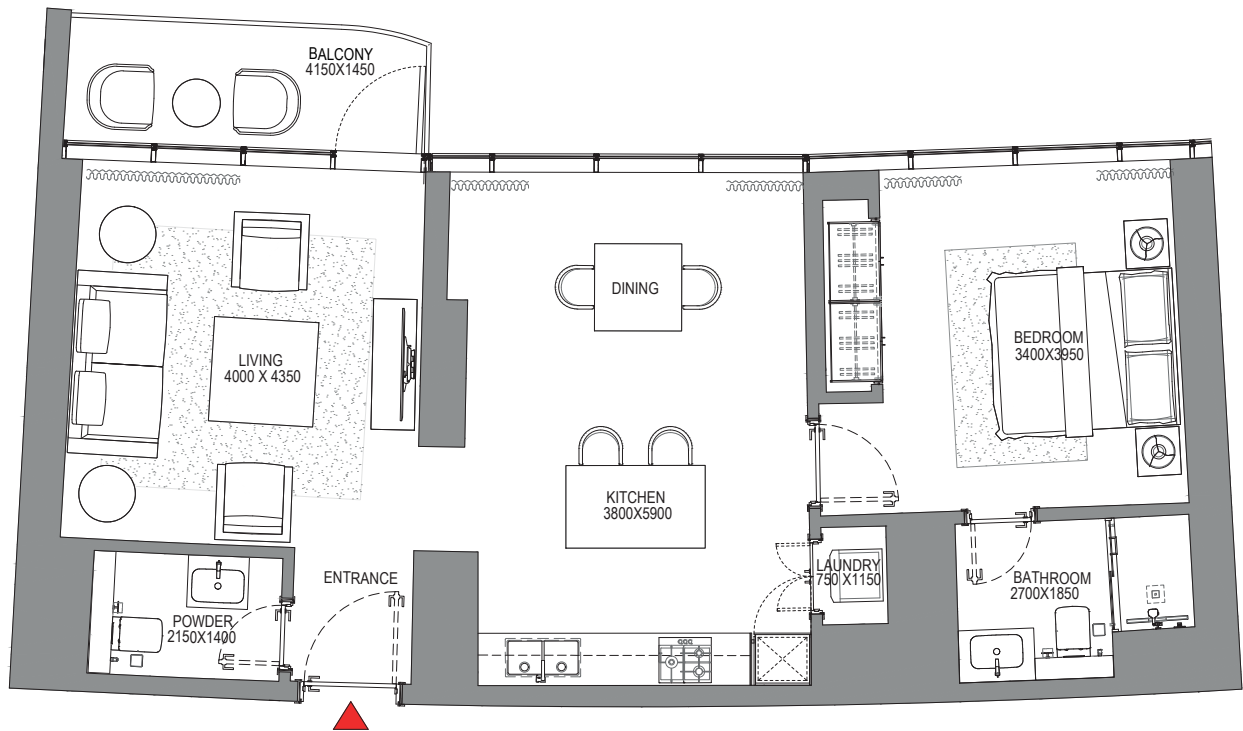
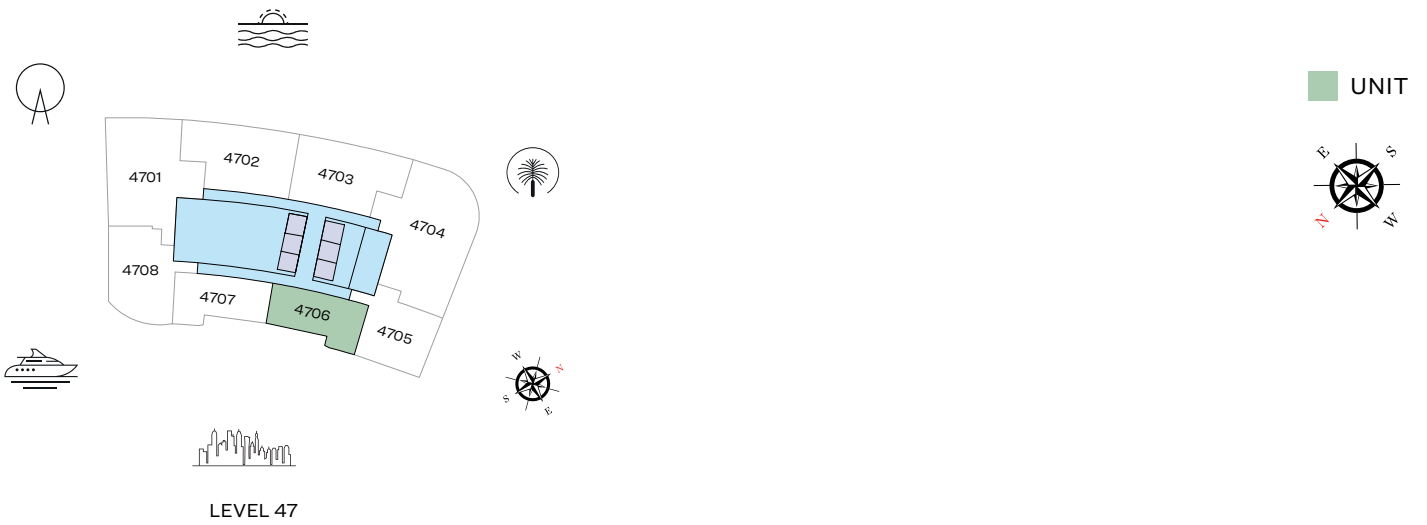
1 BEDROOM APARTMENT
TYPE A (with powder room + balcony)

TOTAL SALEABLE AREA

SUITE = 843.35 SQ.FT.

BALCONY = 68.24 SQ.FT.

TOTAL = 911.59 SQ.FT.



List of unit numbers with this unit plan:

VIEWS

Marina, Marina Skyline
 4706

Disclaimer: 1. All dimensions are in metric, measured to wall finishes. 2. All materials, dimensions & drawings are approximate. 3. Information is subject to change without notice, at developer's absolute discretion. 4. Actual area may vary from the stated area. 5. Drawing are not to scale. 6. All images used are for illustrative purpose only and do not represent the actual size, features, specifications, fittings and furnishings. 7. The developer reserves the right to make revisions/ alterations, at its absolute discretion, without any liability whatsoever.

1 BEDROOM APARTMENT

TYPE B (with powder room + balcony)

TOTAL SALEABLE AREA

SUITE = 841.63 SQ.FT.

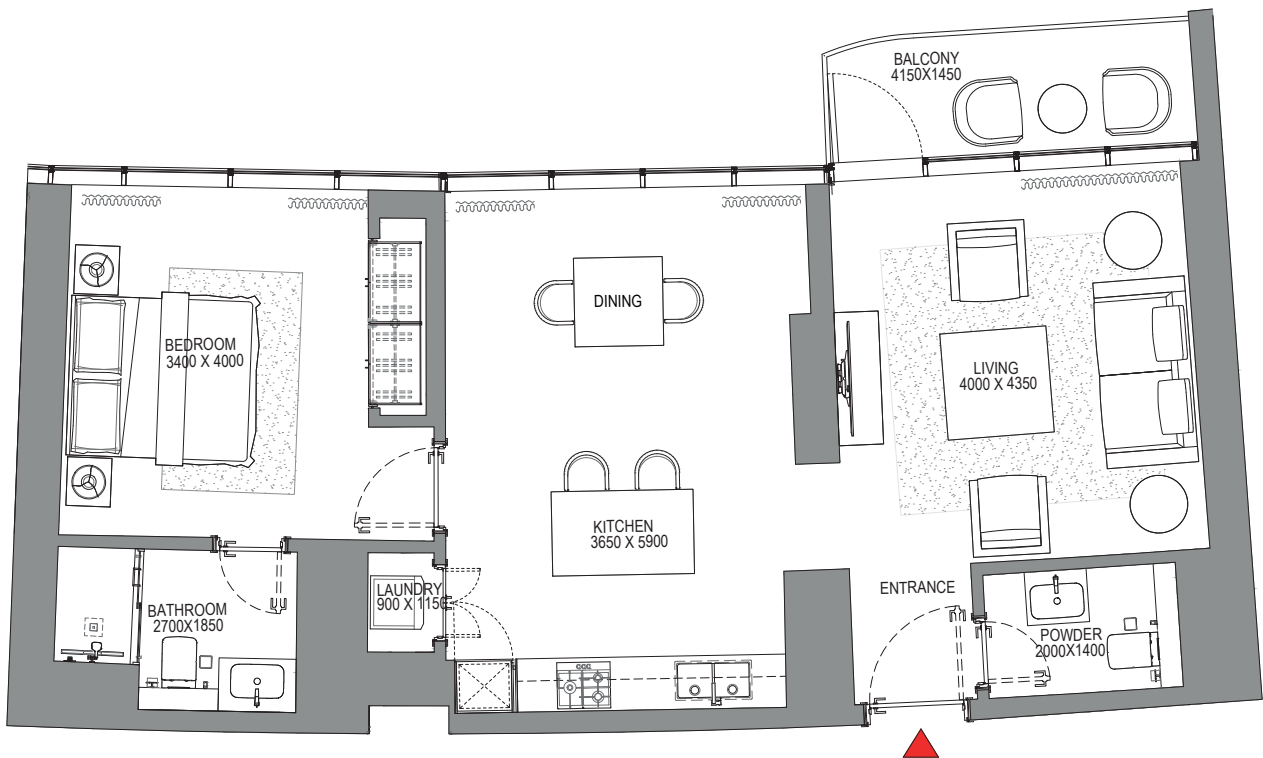
BALCONY = 66.09 SQ.FT.

TOTAL = 907.72 SQ.FT.



LEVEL 47

UNIT



List of unit numbers with this unit plan:

VIEWS

Marina, Marina Skyline
4707

Disclaimer: 1. All dimensions are in metric, measured to wall finishes. 2. All materials, dimensions & drawings are approximate. 3. Information is subject to change without notice, at developer's absolute discretion. 4. Actual area may vary from the stated area. 5. Drawing are not to scale. 6. All images used are for illustrative purpose only and do not represent the actual size, features, specifications, fittings and furnishings. 7. The developer reserves the right to make revisions/ alterations, at its absolute discretion, without any liability whatsoever.

1 BEDROOM APARTMENT

TYPE C (with powder room + balcony)

TOTAL SALEABLE AREA

SUITE = 1,065.09 SQ.FT.

BALCONY = 147.04 SQ.FT.

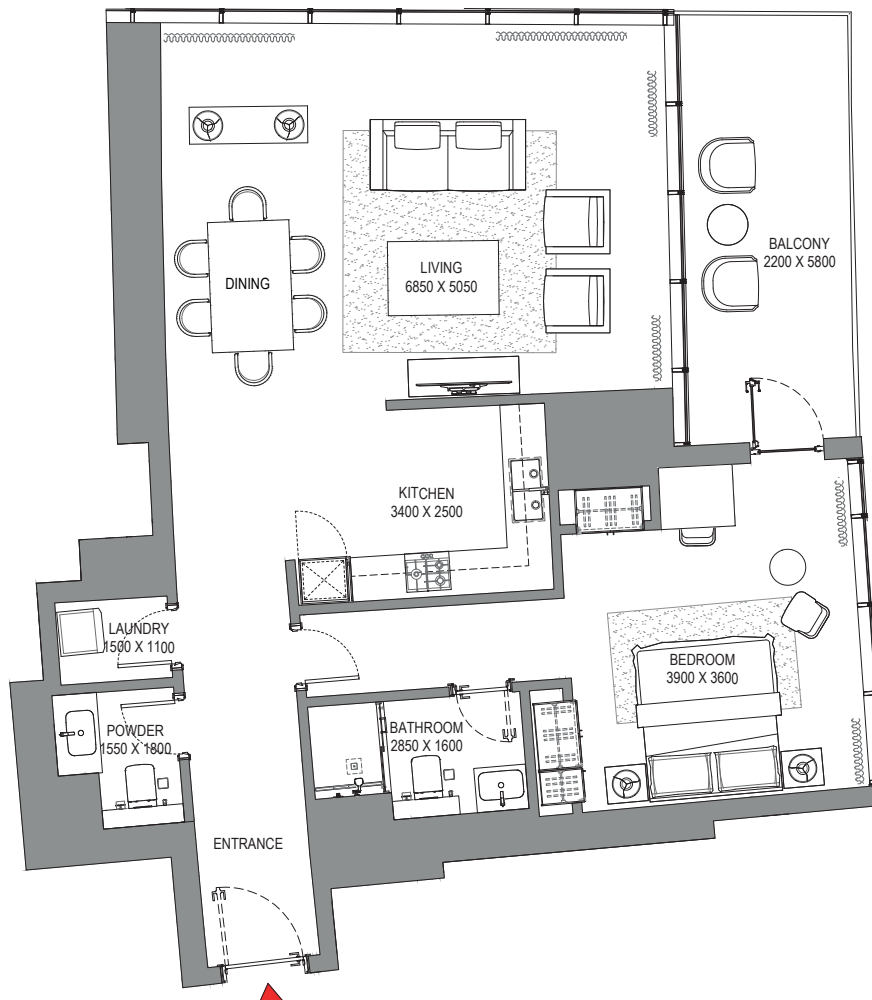
TOTAL = 1,212.13 SQ.FT.



UNIT



LEVEL 47



List of unit numbers with this unit plan:

VIEWS

Marina, Marina Skyline
4705

Disclaimer: 1. All dimensions are in metric, measured to wall finishes. 2. All materials, dimensions & drawings are approximate. 3. Information is subject to change without notice, at developer's absolute discretion. 4. Actual area may vary from the stated area. 5. Drawing are not to scale. 6. All images used are for illustrative purpose only and do not represent the actual size, features, specifications, fittings and furnishings. 7. The developer reserves the right to make revisions/ alterations, at its absolute discretion, without any liability whatsoever.