



SOBHA ELWOOD

The Canvas of Nature



SOBHA ELWOOD





**WE NOTICE THE
SMALLEST
DETAILS.**

So you won't have to.

SOBHA
REALTY



SPEARHEADING THE SOBHA WAY!

Sobha Realty redefines the concept of luxury residential living with a repertoire of real estate projects across Dubai.

With razor-sharp focus on quality and innovation, it has created a plethora of iconic spaces such as extravagant palaces, ornate mosques, cutting edge campuses and ultra-luxurious communities with grand villas and apartments. Pioneering the 'Backward Integration' model in real estate, Sobha Realty employs in-house mastery to create a unique offering of fine living that extends beyond the customer's expectations

Backward Integration. Forward Thinking.

DESIGN

Masterfully
conceptualized.

MATERIAL SOURCING

Employing cutting-edge
technology for world-class
manufacturing.

QUALITY CONTROL

Establishing a new global
standard.

ENGINEERING & CONTRACTING

Scrupulously refined to
perfection.

CRAFTSMANSHIP

Exquisite attention to
detail from inception to
completion.

A close-up photograph of a hand holding a fern frond. The hand is positioned in the lower-left quadrant, with the fingers gently gripping the stem of the fern. The skin of the hand is illuminated by a warm, golden light, and the shadows of the fern's delicate, feathery leaves are cast across it in a rhythmic pattern. The background is a soft, out-of-focus green, suggesting a lush, natural environment. The overall mood is serene and connected to nature.

Nature

The essence of
human life

IN A WORLD THAT OFTEN RUSHES BY,
NATURE IS OUR
GREATEST INSPIRATION
AND SOLACE.

Its beauty, resilience, and serenity remind us of life's simplest joys. It's the heartbeat of our existence. It nurtures our well-being, sparks creativity, and connects us to our deeper purpose. That's why we have designed our community to celebrate and integrate the four fundamental elements of nature—greens, water, air, and land - creating a vibrant tapestry of life on the canvas of nature.



the
canvas *of*
nature ❁



DISCOVER
NATURE'S
MASTERPIECE

Embodying the essence of The Canvas of Nature, our community redefines the standards of luxury living. Each residence is a masterpiece of design, meticulously crafted to blend seamlessly with the lush, green landscapes that envelop it.

Here, the beauty of nature intertwines seamlessly with everyday moments. Picture yourself stepping into a vast canopy of greenery, where the hustle and bustle of life fades away. This is a sanctuary where every breath you take is filled with the clean air of the great outdoors, and every step leads you deeper into the heart of nature's embrace.

I N T R O D U C I N G



SOBHA ELWOOD

A B U N D A N T

greenery

As you jog along the winding trails of lush, green parks surrounded by over 10,000 trees, let the pure, fresh air invigorate your senses.

In this verdant sanctuary, residents are a mere step away from lush, green spaces.

L I V E A M O N G S T

10,000+

T R E E S



M U L T I P L E
W A T E R - S P O R T S
O P P O R T U N I T I E S

A Q U A T I C
blues

Challenge your friends as you dive into the exhilarating lap pool. Nearby, the sound of laughter fills the air as your children splash joyfully in the splash pad, their sun-kissed faces beaming with delight.

Sobha Elwood boasts pristine water bodies, maintained to offer a range of experiences from youthful adventures to tranquil escapes for rejuvenation and well-being.

INHALE THE
purity

Breathe in the city's purest air, rejuvenated by a lush landscape beautifully curated to enhance your well-being.

Wake up to the gentle rustling of leaves, the crisp scent of greenery, and the symphony of birdsong—each day a testament to embracing nature's timeless allure.

COMMUNITY
WITH BETTER AIR
QUALITY INDEX

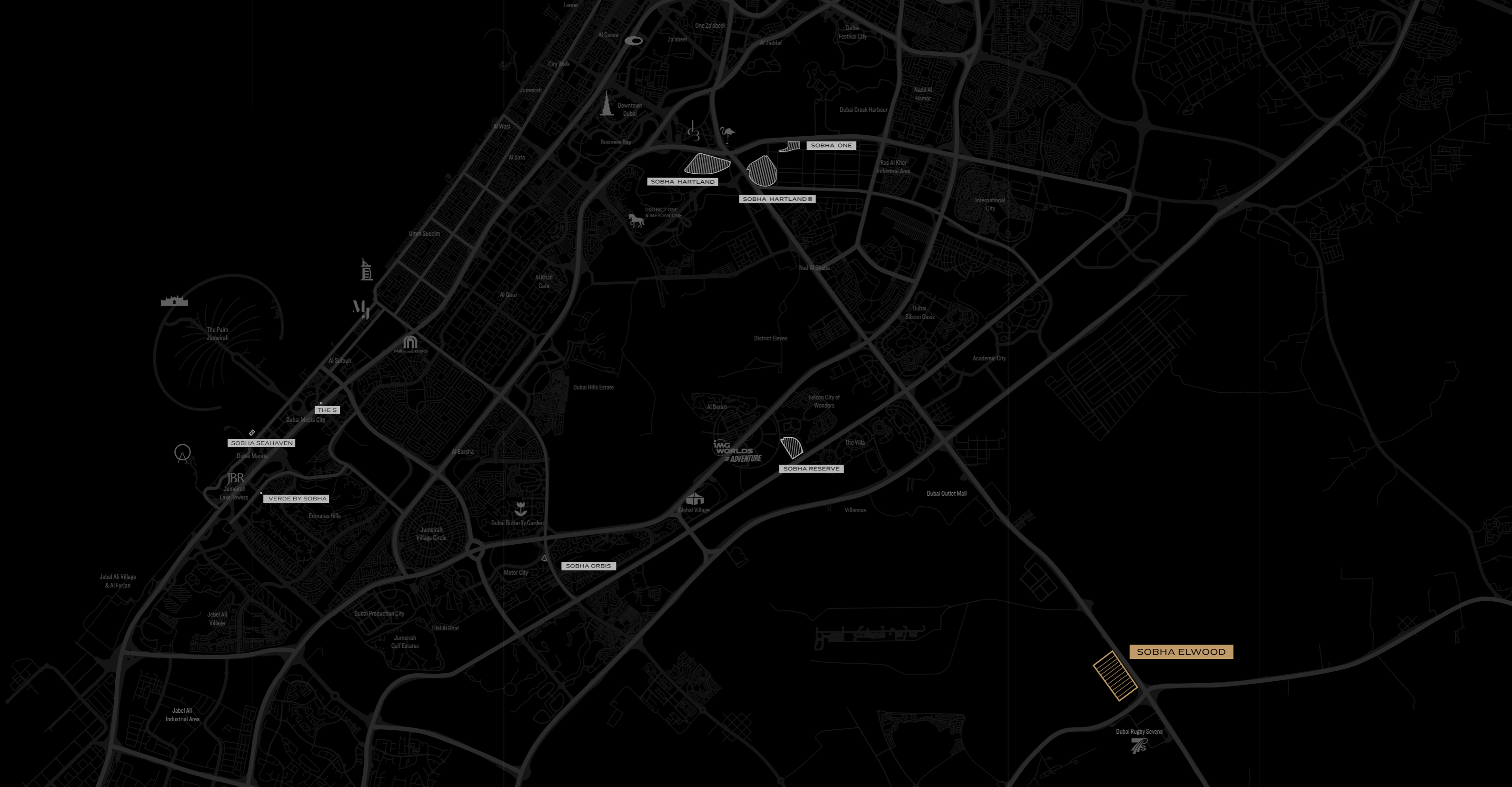


ELYSIAN
expansive

Imagine whispering little secrets as a soothing song emerges from a nearby baobab tree where a bird has found its abode.

Sobha Elwood, spanning around 416,000* square meters of expansive open space and lush parks, provides ample room to reconnect with those who matter most.

47% * OF EXPANSIVE
OPEN SPACE



Location

5 minutes from
DUBAI RUGBY SEVENS

8 minutes from
DUBAI OUTLET MALL

20 minutes from
DOWNTOWN DUBAI

25 minutes from
DUBAI INTERNATIONAL AIRPORT

30 minutes from
AL MAKTUUM INTERNATIONAL AIRPORT



Master Plan

Enhance your lifestyle with our Exclusive Club House and community centre, while ensuring peace of mind with an on-site school, clinic, and kindergarten/daycare/nursery facilities, all designed to cater to your every need.

- 1. Entry Plaza
- 2. Club House – Master Community
- 3. Club House – Villa Community
- 4. Fitness Courts
- 5. Community Shopping Centre
- 6. Multi-functional Events Ground
- 7. Sports Venue
- 8. Padel Court
- 9. Skate Park
- 10. Toddler Play Area
- 11. Activity Lawn
- 12. Pond
- 13. Sensory Garden
- 14. Fragrance Garden
- 15. Kid's Play Area
- 16. Community Garden
- 17. Play Court
- 18. Dog Park
- 19. Bicycle/ Jogging Track
- 20. Elwood Trail
- 21. Forest Trail
- 22. Open Fitness Area
- 23. Open Amphitheatre
- 24. Half Basketball Court
- 25. Activity/ Lap Pool
- 26. Gala Ground
- 27. Mosque



Elwood Estates Community

A S A N C T U A R Y F O R
E V E R Y S O U L



Elwood's Enclaves

Where every corner is a testament to harmonious
and thoughtful design.

E D E N ' S

Botanica

N A T U R E ' S P A R A D I S E A W A I T S

Infuse your life with the vibrant hues of Eden's Botanica, a serene haven where nature and tranquillity converge. Wander through the **Botanical Garden and Community Garden**, each designed to transport you to another world.





A D V E N T U R E

Trails

W H E R E E V E R Y P A T H

L E A D S T O S E L F - D I S C O V E R Y

As the leaves turn brilliant shades of red, orange, and yellow, each hike along the trail becomes an adventure that strengthens bonds and deepens your appreciation for the changing seasons. Feel the thrill of discovery as you explore **Nature Play Area**, **Boardwalk Trail**, and conquer the exciting **Adventure Park**. Whether you are seeking a tranquil retreat or an exhilarating outdoor adventure, this haven offers the perfect backdrop for every moment.

W E L L N E S S

Sanctuary

R E J U V E N A T E Y O U R B O D Y ,
M I N D , A N D S O U L

Discover the exhilarating **Jogging Track and Cycling Track**, perfect for challenging yourself. Experience the ultimate escape walk on **Therapeutic Isle**, where nature's serenity and holistic wellness create a haven of tranquility.



LEISURE

Escape

YOUR SANCTUARY FOR SERENITY

Spread out a blanket beneath the shade of majestic trees at **Forest Trail** and set up a delightful feast at the **Rolling Mounds**. Play tag with your little ones as they explore the tranquil **Hammock Court**, where the natural beauty enhances their sense of adventure.



I N T R O D U C I N G E L W O O D E S T A T E S

Luxury Villas in



SOBHA ELWOOD

Nestled within the serene and sustainable community of Sobha Elwood, the Elwood Estates offer an unmatched living experience. These exquisite villas, available in 4, 5, and 6 bedroom configurations, are thoughtfully designed to immerse residents in a natural & tranquil environment.

Drawing inspiration from nature's canvas, these villas are adorned with earthy tones, expansive spaces and large windows that invite abundant natural light.

Here, every moment is an opportunity to connect with nature and enjoy the finest comforts of modern living.



SOBHA ELWOOD

T H E M A G I C A L L A N D S C A P E





DISCOVER
NATURE'S MASTERPIECE:

The world's seven
grand forests infused
in parks

STEP INTO A LIVING TAPESTRY

Imagine stepping into a world where the grandeur of the planet's most iconic forests is brought to life right before your eyes. Welcome to our visionary project - a breathtaking collection of landscapes, each embodying the spirit and splendour of the world's largest forests.

A SYMPHONY OF NATURE

Our design philosophy is rooted in creating an authentic woodland ambience.

Each park is more than a mere representation. It's an immersive experience that evokes the essence of these legendary forests.

DESIGN INSPIRATION

Distinct Forest Landscapes and Woodland Ambiance:

Each park boasts a unique identity, inspired by 7 largest forests of the world

Harmonious Integration:

Our design intertwines human habitation with lush greenery, fostering a sense of living within nature.

THE
SEVEN

01



PARK INSPIRED BY
Daintree Rainforest
A U S T R A L I A



Experience towering trees, verdant foliage and lush landscape inspired by the ancient beauty of one of the oldest rainforests on Earth.



~ 6 Acres

02



PARK INSPIRED BY
Baobab Forest
S O U T H A F R I C A



Stand in awe of the majestic baobabs, whose iconic silhouettes and unique textures create a landscape unlike any other.



~ 2 Acres

03



PARK INSPIRED BY
Bristlecone Forest
CALIFORNIA



Encounter the enduring beauty of the Bristlecone pines, the oldest living trees on the planet, amidst a timeless landscape.



~ 2 Acres

04



PARK INSPIRED BY
Białowieża Forest
P O L A N D



Wander through the mystical primeval forest landscape, home to towering oaks and ancient pines.



~ 6 Acres

05



PARK INSPIRED BY
Amazon Rainforest
S O U T H A M E R I C A



Lose yourself in the vibrant landscape of the world's largest tropical rainforest.



~ 7 Acres

06



PARK INSPIRED BY
Yakushima Forest
J A P A N



Delight in the landscape inspired by the mystical Yakushima forest, where ancient cedars create a fairy-tale setting.



~ 4 Acres

07



PARK INSPIRED BY
Taiga Forest
R U S S I A | C A N A D A



Embrace the landscape inspired by the vast, untamed wilderness of the Taiga, where coniferous trees stretch endlessly towards the horizon, embodying the raw beauty of the boreal forest.



~ 4 Acres

A N U N F O R G E T T A B L E
E X P E R I E N C E

Our parks are designed to be more than just a visit. They are an invitation to reconnect with nature. Each element, from the selection of plant species to the layout and design, is chosen to enhance both the aesthetic and functional aspects of the space. This integration of forest components ensures a harmonious blend that elevates the overall experience.





D E S I G N C O N C E P T F O R
S O B H A E L W O O D

Sobha Elwood merges modern design with lush greenery, creating a harmonious living experience. Our vision emphasizes sleek aesthetics and seamless indoor-outdoor spaces.



Design Philosophy

MINIMALIST MODERNISM

Embrace simplicity and elegance with geometric forms and neutral tones, seamlessly integrating with nature.

INTEGRATION WITH NATURE

Large windows and balconies offer panoramic views, creating a seamless flow between indoor and outdoor spaces.

FUNCTIONAL LAYOUTS

Open-plan living areas encourage social interaction, balancing privacy and communal spaces for modern lifestyles



VILLA CHARACTERISTICS

Discover beautiful spaces that enhance well-being and harmonize with the environment.



CONTEMPORARY HAVEN

The contemporary design and extensive glass capture contemporary living, with open plans ideal for art displays.



PRIVATE RETREAT

Focus on luxury and privacy, with secluded outdoor areas and a soothing, nature-integrated design.



URBAN OASIS

Designed for urban comfort, with modern materials and textures creating a striking visual appeal.



MULTI-LEVEL LIVING / FAMILY LOUNGE

Expansive balconies offer clean lines contrasting the greenery.



GARDEN SANCTUARY

Large windows and sliding doors flood interiors with light, offering uninterrupted garden views and enhancing outdoor living.



POOLSIDE RETREAT

A tranquil pool area extends your living space, with private balconies for secluded relaxation.



Each unit within this project offers a unique interpretation of modern living, tailored to different lifestyles but united by a common theme of elegance, functionality, and a deep connection to nature. The designs reflect a commitment to creating spaces that are not only beautiful but also enhance the well-being of their inhabitants.

EXEMPLARY
MICRO-MOBILITY
SOLUTIONS

To ensure unmatched connectivity, Sobha Elwood provides cutting-edge micromobility solutions. This meticulously orchestrated network offers swift, eco-conscious travel epitomizing convenience and enhancing the refined lifestyle of our residents of Sobha Elwood.



Meticulously
Orchestrated
Network



Future-Forward Lifestyle

S U S T A I N A B I L I T Y
A T I T S H E A R T

Embrace a future-forward lifestyle with our comprehensive EV charging solution exclusively tailored for our Villas, ensuring seamless integration of sustainable mobility. Additionally, our Mixed-Use Apartments feature integrated parking facilities complemented by a EV charging infrastructure, promising convenience and environmental responsibility at every turn.

Image is only for artistic impression*



SOBHA ELWOOD

V I L L A 4 B E D R O O M





These images are developed with computer graphics technology (photorealistic rendering) with reference to details for the façade and elevations, common areas, private areas and interiors of the villa, for the sole purpose of presenting future realization and/or the various potential solutions following user customization. All furniture, decorative lighting, wall finishes and art are represented for marketing and rendering purposes only. For this reason, all images are purely indicative and subject to change (for illustrative purposes only)



These images are developed with computer graphics technology (photorealistic rendering) with reference to details for the façade and elevations, common areas, private areas and interiors of the villa, for the sole purpose of presenting future realization and/or the various potential solutions following user customization. All furniture, decorative lighting, wall finishes and art are represented for marketing and rendering purposes only. For this reason, all images are purely indicative and subject to change (for illustrative purposes only)

4 Bedroom Villa | Type A



These images are developed with computer graphics technology (photorealistic rendering) with reference to details for the façade and elevations, common areas, private areas and interiors of the villa, for the sole purpose of presenting future realization and/or the various potential solutions following user customization. All furniture, decorative lighting, wall finishes and art are represented for marketing and rendering purposes only. For this reason, all images are purely indicative and subject to change (for illustrative purposes only)



These images are developed with computer graphics technology (photorealistic rendering) with reference to details for the façade and elevations, common areas, private areas and interiors of the villa, for the sole purpose of presenting future realization and/or the various potential solutions following user customization. All furniture, decorative lighting, wall finishes and art are represented for marketing and rendering purposes only. For this reason, all images are purely indicative and subject to change (for illustrative purposes only)



These images are developed with computer graphics technology (photorealistic rendering) with reference to details for the façade and elevations, common areas, private areas and interiors of the villa, for the sole purpose of presenting future realization and/or the various potential solutions following user customization. All furniture, decorative lighting, wall finishes and art are represented for marketing and rendering purposes only. For this reason, all images are purely indicative and subject to change (for illustrative purposes only)



These images are developed with computer graphics technology (photorealistic rendering) with reference to details for the façade and elevations, common areas, private areas and interiors of the villa, for the sole purpose of presenting future realization and/or the various potential solutions following user customization. All furniture, decorative lighting, wall finishes and art are represented for marketing and rendering purposes only. For this reason, all images are purely indicative and subject to change (for illustrative purposes only)



SOBHA ELWOOD

V I L L A 5 B E D R O O M





These images are developed with computer graphics technology (photorealistic rendering) with reference to details for the façade and elevations, common areas, private areas and interiors of the villa, for the sole purpose of presenting future realization and/or the various potential solutions following user customization. All furniture, decorative lighting, wall finishes and art are represented for marketing and rendering purposes only. For this reason, all images are purely indicative and subject to change (for illustrative purposes only)

5 Bedroom Villa | Type A



These images are developed with computer graphics technology (photorealistic rendering) with reference to details for the façade and elevations, common areas, private areas and interiors of the villa, for the sole purpose of presenting future realization and/or the various potential solutions following user customization. All furniture, decorative lighting, wall finishes and art are represented for marketing and rendering purposes only. For this reason, all images are purely indicative and subject to change (for illustrative purposes only)



These images are developed with computer graphics technology (photorealistic rendering) with reference to details for the façade and elevations, common areas, private areas and interiors of the villa, for the sole purpose of presenting future realization and/or the various potential solutions following user customization. All furniture, decorative lighting, wall finishes and art are represented for marketing and rendering purposes only. For this reason, all images are purely indicative and subject to change (for illustrative purposes only)



These images are developed with computer graphics technology (photorealistic rendering) with reference to details for the façade and elevations, common areas, private areas and interiors of the villa, for the sole purpose of presenting future realization and/or the various potential solutions following user customization. All furniture, decorative lighting, wall finishes and art are represented for marketing and rendering purposes only. For this reason, all images are purely indicative and subject to change (for illustrative purposes only)



SOBHA ELWOOD

VILLA 6 BEDROOM





These images are developed with computer graphics technology (photorealistic rendering) with reference to details for the façade and elevations, common areas, private areas and interiors of the villa, for the sole purpose of presenting future realization and/or the various potential solutions following user customization. All furniture, decorative lighting, wall finishes and art are represented for marketing and rendering purposes only. For this reason, all images are purely indicative and subject to change (for illustrative purposes only)

6 Bedroom Villa | Type A



These images are developed with computer graphics technology (photorealistic rendering) with reference to details for the façade and elevations, common areas, private areas and interiors of the villa, for the sole purpose of presenting future realization and/or the various potential solutions following user customization. All furniture, decorative lighting, wall finishes and art are represented for marketing and rendering purposes only. For this reason, all images are purely indicative and subject to change (for illustrative purposes only)



SOBHA ELWOOD

I N T E R I O R S









These images are developed with computer graphics technology (photorealistic rendering) with reference to details for the façade and elevations, common areas, private areas and interiors of the villa, for the sole purpose of presenting future realization and/or the various potential solutions following user customization. All furniture, decorative lighting, wall finishes and art are represented for marketing and rendering purposes only. For this reason, all images are purely indicative and subject to change (for illustrative purposes only)







SOBHA ELWOOD

CLUBHOUSE





These images are developed with computer graphics technology (photorealistic rendering) with reference to details for the façade and elevations, common areas, private areas and interiors of the villa, for the sole purpose of presenting future realization and/or the various, potential solutions following user customization. All furniture, decorative lighting, wall finishes and art are represented for marketing and rendering purposes only. For this reason, all images are purely indicative and subject to change (for illustrative purposes only)



These images are developed with computer graphics technology (photorealistic rendering) with reference to details for the façade and elevations, common areas, private areas and interiors of the villa, for the sole purpose of presenting future realization and/or the various, potential solutions following user customization. All furniture, decorative lighting, wall finishes and art are represented for marketing and rendering purposes only. For this reason, all images are purely indicative and subject to change (for illustrative purposes only)



SOBHA ELWOOD

UNIT PLANS





SOBHA ELWOOD TYPOLOGY



- 4 Bedroom Type A
- 4 Bedroom Type A - Mirror
- 4 Bedroom Type B
- 4 Bedroom Type B - Mirror
- 4 Bedroom Type C
- 4 Bedroom Type C - Mirror
- 5 Bedroom Type A
- 5 Bedroom Type A - Mirror
- 5 Bedroom Type B
- 5 Bedroom Type B - Mirror
- 6 Bedroom Type A





SOBHA ELWOOD

4 Bedroom Villa I Type A

Plot Area

Min 575.11 sq.m

Min 6190.44 sq.ft

Max 650.10 sq.m

Max 6997.62 sq.ft

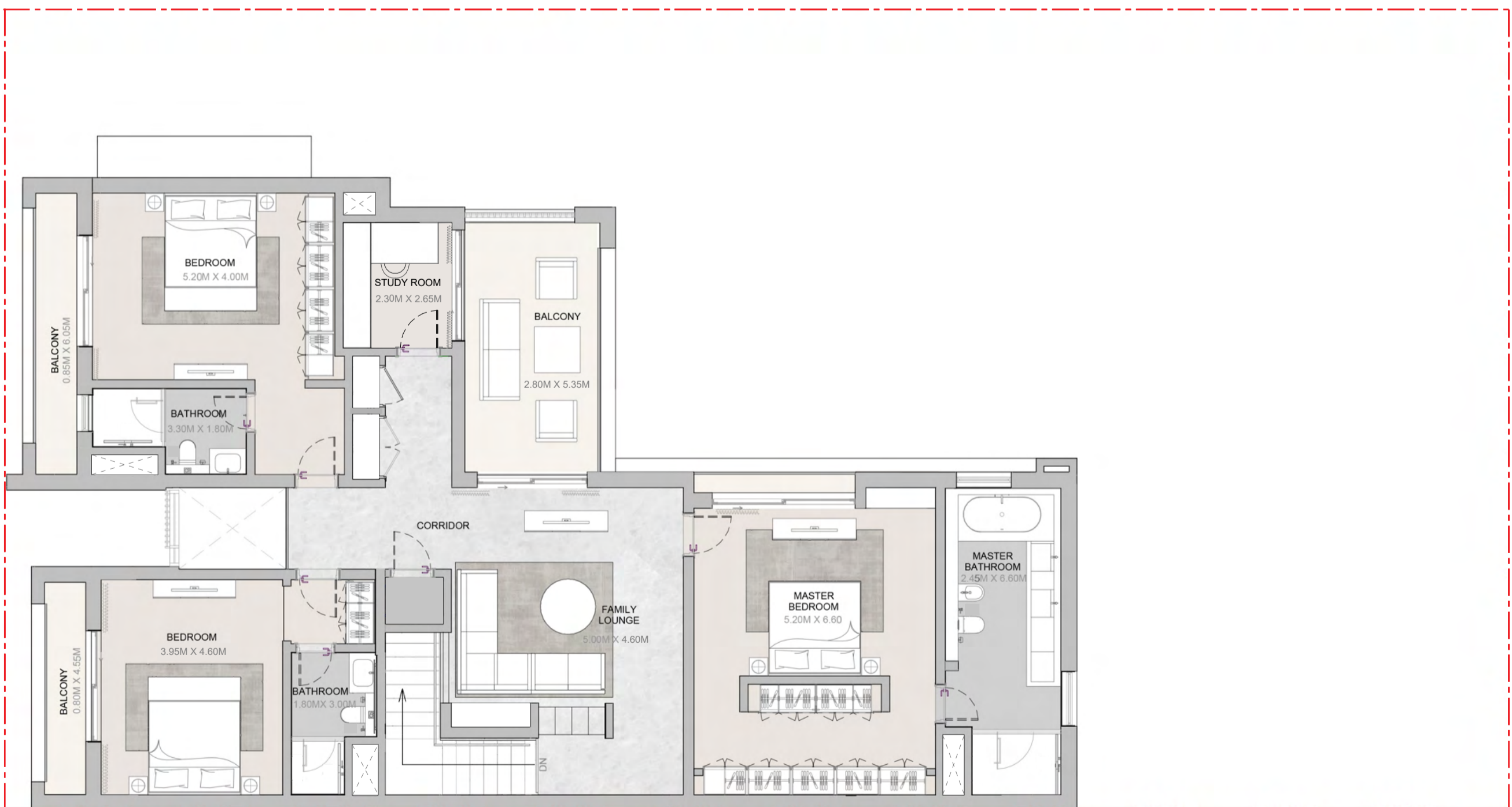
Saleable Area

460.60 sq.m

4957.86 sq.ft



Ground Floor



First Floor

GENERAL DISCLAIMER: PLOT PROFILE, GARBAGE ROOM & SWIMMING POOL PARAMETERS WILL VARY FROM PLOT TO PLOT. THE ABOVE AS SHOWN IN THE PLANS ARE INDICATIVE. PLANS, DETAILS AND UNIT ORIENTATION INCLUDED ARE INDICATIVE ONLY AND ARE SUBJECT TO CHANGE BY THE DEVELOPER/SELLER AT ITS SOLE DISCRETION WITHOUT NOTICE AND/OR LIABILITY. ALL IMAGES, INCLUDING FEATURES, FINISHES, FURNISHINGS, VIEW AND SCALE ARE ILLUSTRATIVE ONLY. FINAL AREAS, ORIENTATION, DIMENSIONS, LAYOUT AND MATERIALS MAY DIFFER FROM THOSE STATED. VILLA WORTH AND QUBLA DIRECTION SHALL VARY BASED ON ITS LOCATION WITHIN MASTERPLAN.



SOBHA ELWOOD

4 Bedroom Villa | Type A Mirror

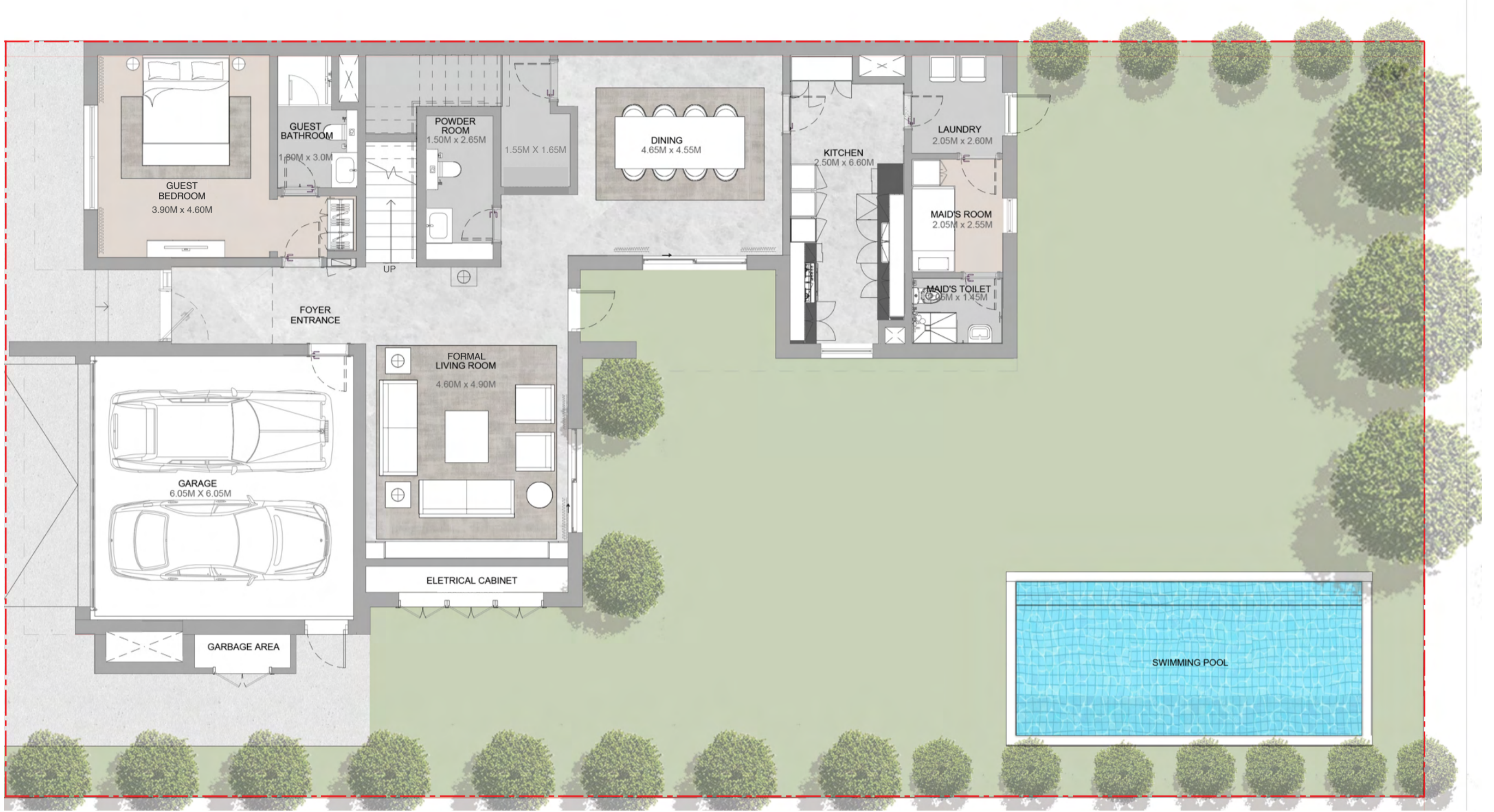
Plot Area

Min 576.00 sq.m
Min 6200.01 sq.ft

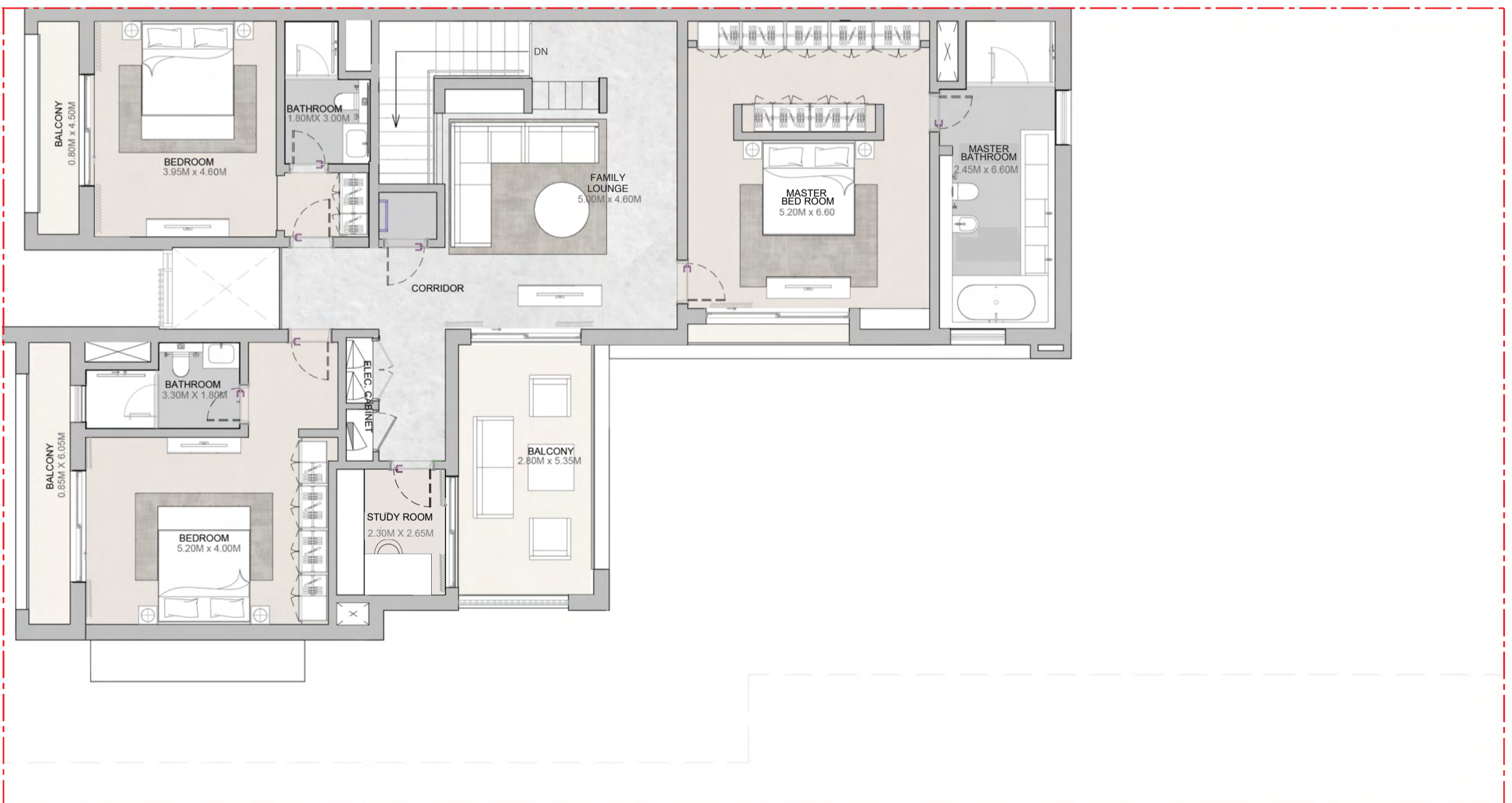
Max 650.10 sq.m
Max 6997.62 sq.ft

Saleable Area

460.60 sq.m
4957.86 sq.ft



Ground Floor



First Floor

GENERAL DISCLAIMER: PLOT PROFILE, GARBAGE ROOM & SWIMMING POOL PARAMETERS WILL VARY FROM PLOT TO PLOT. THE ABOVE AS SHOWN IN THE PLANS ARE INDICATIVE. PLANS, DETAILS AND UNIT ORIENTATION INCLUDED ARE INDICATIVE ONLY AND ARE SUBJECT TO CHANGE BY THE DEVELOPER/SELLER AT ITS SOLE DISCRETION WITHOUT NOTICE AND/OR LIABILITY. ALL IMAGES, INCLUDING FEATURES, FINISHES, FURNISHINGS, VIEW AND SCALE ARE ILLUSTRATIVE ONLY. FINAL AREAS, ORIENTATION, DIMENSIONS, LAYOUT AND MATERIALS MAY DIFFER FROM THOSE STATED. VILLA NORTH AND QUBLA DIRECTION SHALL VARY BASED ON ITS LOCATION WITHIN MASTERPLAN.



SOBHA ELWOOD

4 Bedroom Villa I Type B

Plot Area

Min 575.11 sq.m

Min 6,190.43 sq.ft

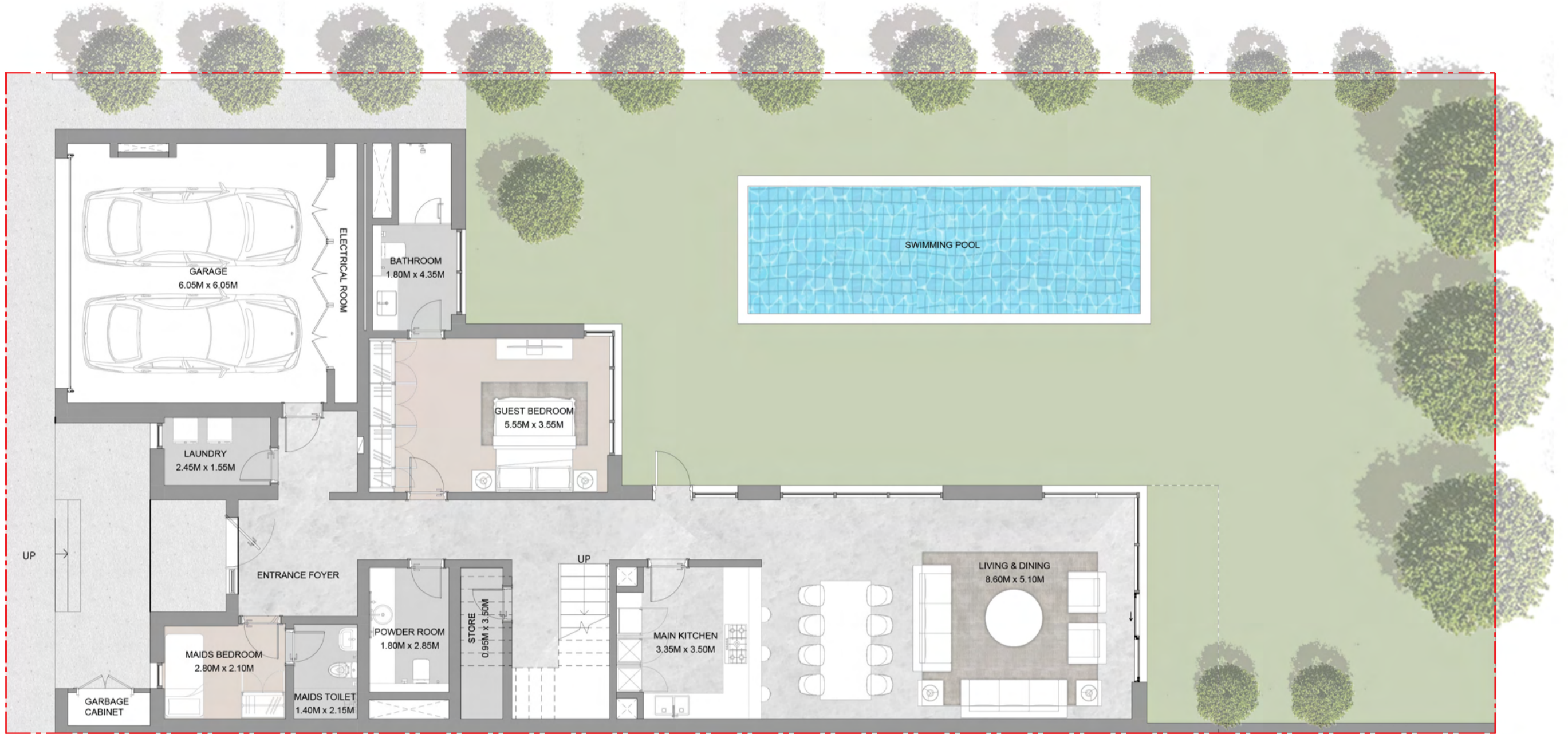
Max 661.21 sq.m

Max 7,117.20 sq.ft

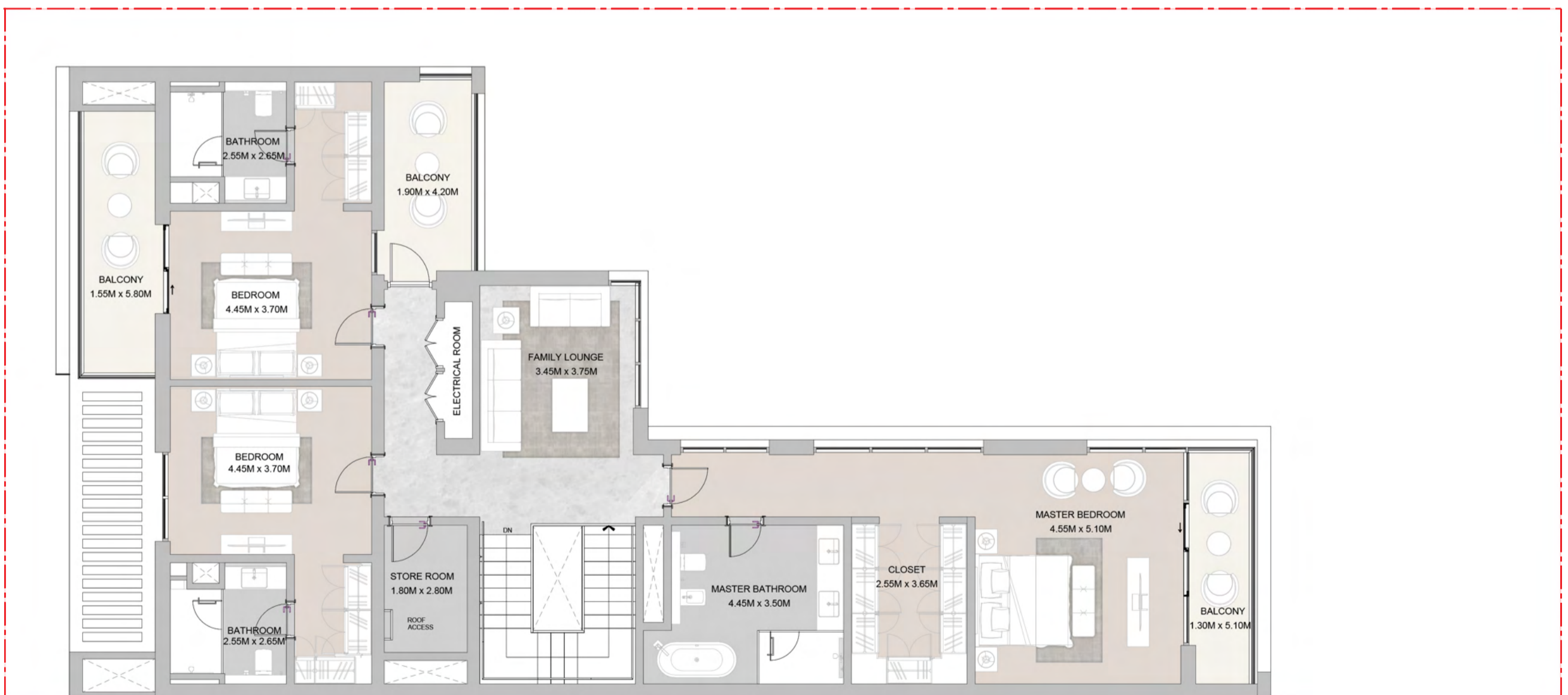
Saleable Area

464.02 sq.m

4,994.67 sq.ft



Ground Floor



First Floor

GENERAL DISCLAIMER: PLOT PROFILE, GARBAGE ROOM & SWIMMING POOL PARAMETERS WILL VARY FROM PLOT TO PLOT. THE ABOVE AS SHOWN IN THE PLANS ARE INDICATIVE. PLANS, DETAILS AND UNIT ORIENTATION INCLUDED ARE INDICATIVE ONLY AND ARE SUBJECT TO CHANGE BY THE DEVELOPER/SELLER AT ITS SOLE DISCRETION WITHOUT NOTICE AND/OR LIABILITY. ALL IMAGES, INCLUDING FEATURES, FINISHES, FURNISHINGS, VIEW AND SCALE ARE ILLUSTRATIVE ONLY. FINAL AREAS, ORIENTATION, DIMENSIONS, LAYOUT AND MATERIALS MAY DIFFER FROM THOSE STATED. VILLA NORTH AND QUBLA DIRECTION SHALL VARY BASED ON ITS LOCATION WITHIN MASTERPLAN



SOBHA ELWOOD

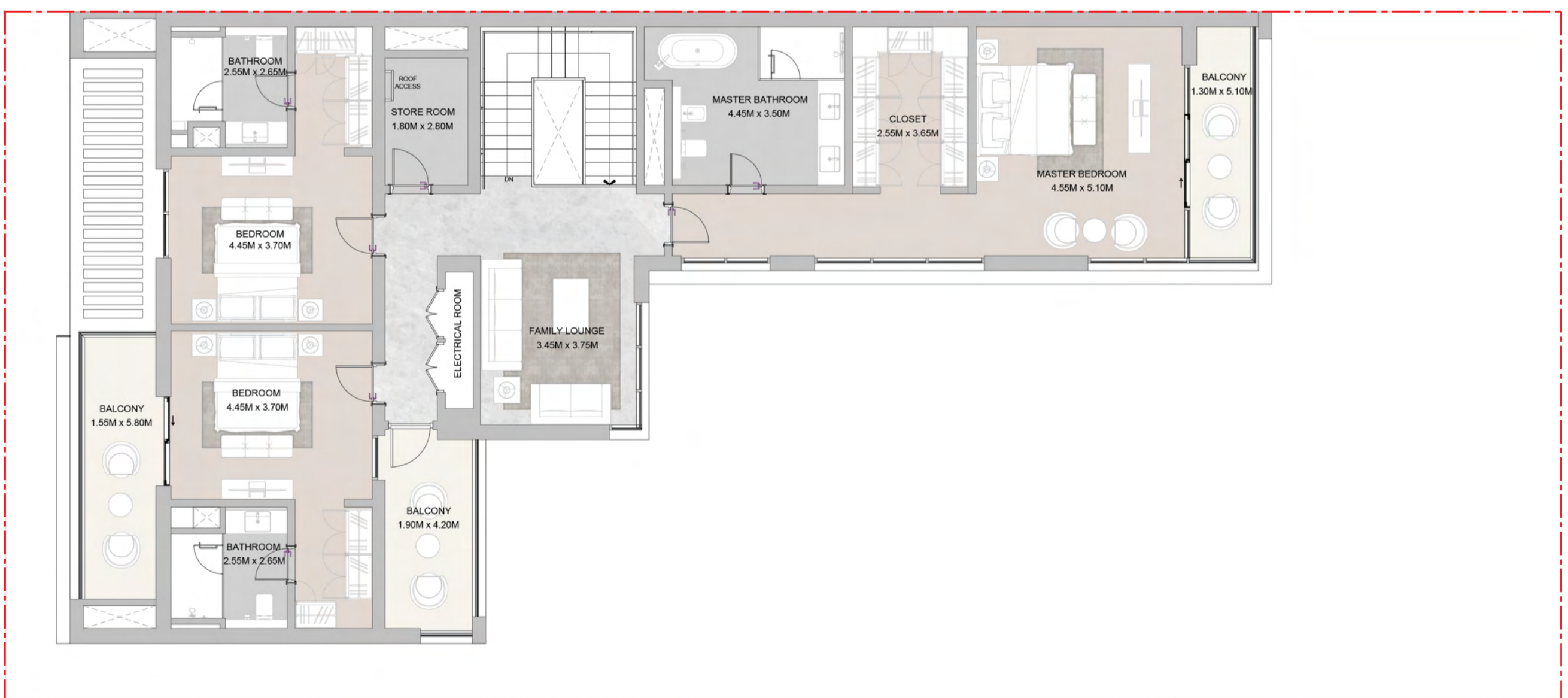
4 Bedroom Villa I Type B Mirror

Plot Area	
Min 576.00 sq.m	Max 650.10 sq.m
Min 6,200.01 sq.ft	Max 6,997.62 sq.ft

Saleable Area	
464.02 sq.m	
4,994.67 sq.ft	



Ground Floor



First Floor

GENERAL DISCLAIMER: PLOT PROFILE, GARBAGE ROOM & SWIMMING POOL PARAMETERS WILL VARY FROM PLOT TO PLOT. THE ABOVE AS SHOWN IN THE PLANS ARE INDICATIVE. PLANS, DETAILS AND UNIT ORIENTATION INCLUDED ARE INDICATIVE ONLY AND ARE SUBJECT TO CHANGE BY THE DEVELOPER/SELLER AT ITS SOLE DISCRETION WITHOUT NOTICE AND/OR LIABILITY. ALL IMAGES, INCLUDING FEATURES, FINISHES, FURNISHINGS, VIEW AND SCALE ARE ILLUSTRATIVE ONLY. FINAL AREAS, ORIENTATION, DIMENSIONS, LAYOUT AND MATERIALS MAY DIFFER FROM THOSE STATED. VILLA WORTH AND QUBLA DIRECTION SHALL VARY BASED ON ITS LOCATION WITHIN MASTERPLAN.



SOBHA ELWOOD

4 Bedroom Villa I Type C

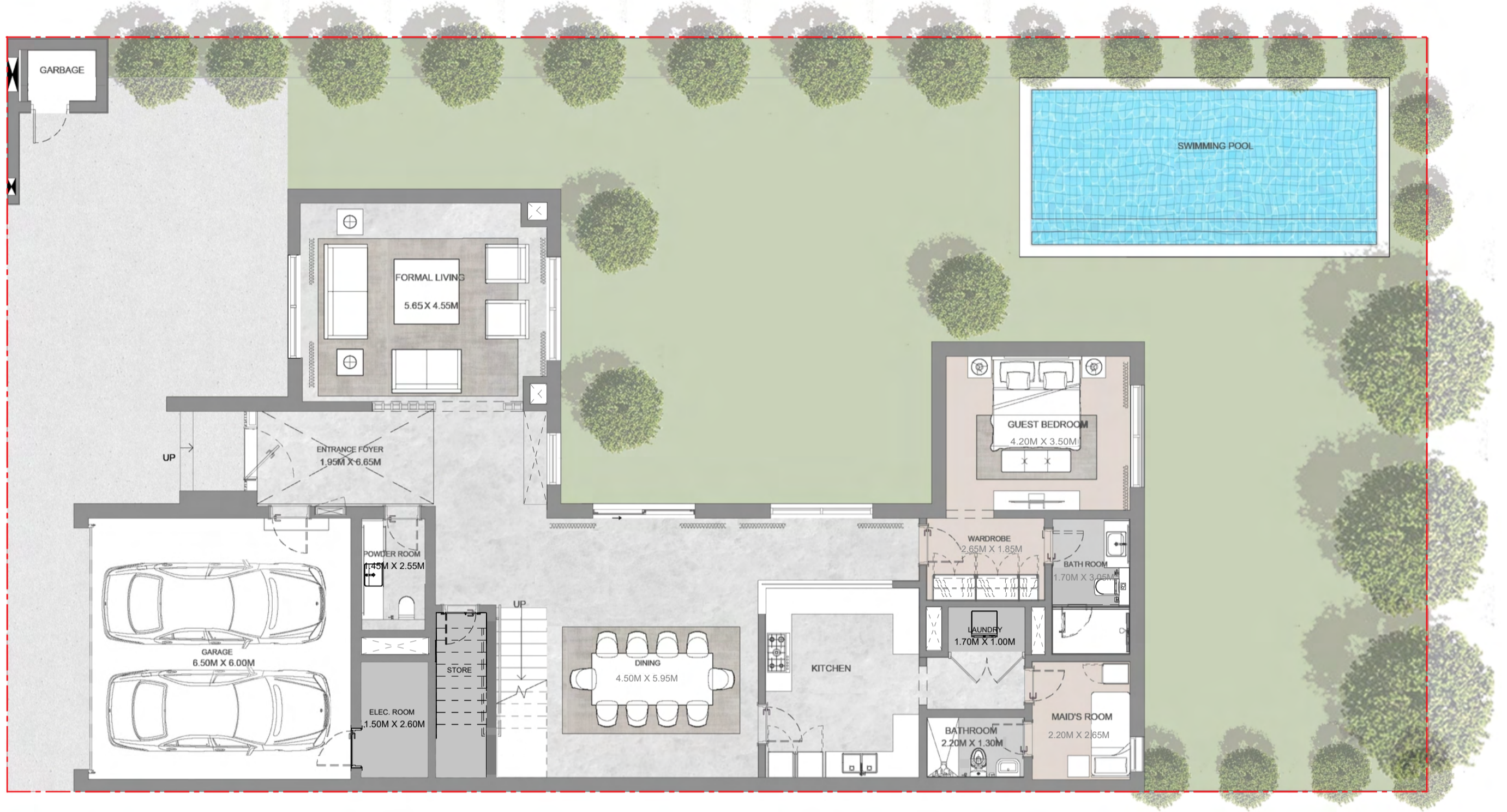
Plot Area

Min 575.10 sq.m
Min 6190.31 sq.ft

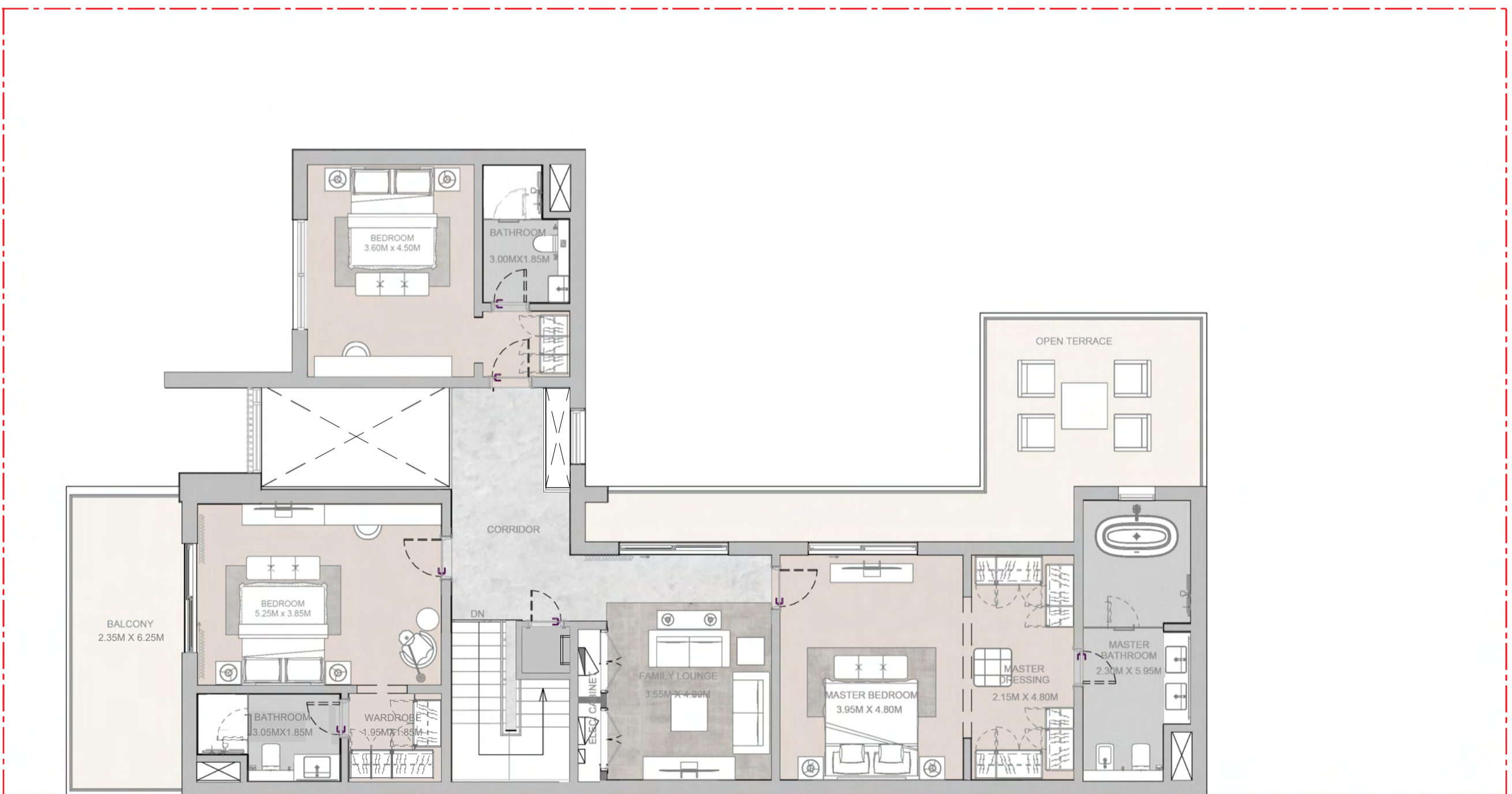
Max 650.10 sq.m
Max 6997.62 sq.ft

Saleable Area

461.61 sq.m
4968.73 sq.ft



Ground Floor



First Floor

GENERAL DISCLAIMER: PLOT PROFILE, GARBAGE ROOM & SWIMMING POOL PARAMETERS WILL VARY FROM PLOT TO PLOT. THE ABOVE AS SHOWN IN THE PLANS ARE INDICATIVE. PLANS, DETAILS AND UNIT ORIENTATION INCLUDED ARE INDICATIVE ONLY AND ARE SUBJECT TO CHANGE BY THE DEVELOPER/SELLER AT ITS SOLE DISCRETION WITHOUT NOTICE AND/OR LIABILITY. ALL IMAGES, INCLUDING FEATURES, FINISHES, FURNISHINGS, VIEW AND SCALE ARE ILLUSTRATIVE ONLY. FINAL AREAS, ORIENTATION, DIMENSIONS, LAYOUT AND MATERIALS MAY DIFFER FROM THOSE STATED. VILLA NORTH AND QUBLA DIRECTION SHALL VARY BASED ON ITS LOCATION WITHIN MASTERPLAN.



SOBHA ELWOOD

4 Bedroom Villa I Type C Mirror

Plot Area

Min 576.00 sq.m
Min 6200.01 sq.ft

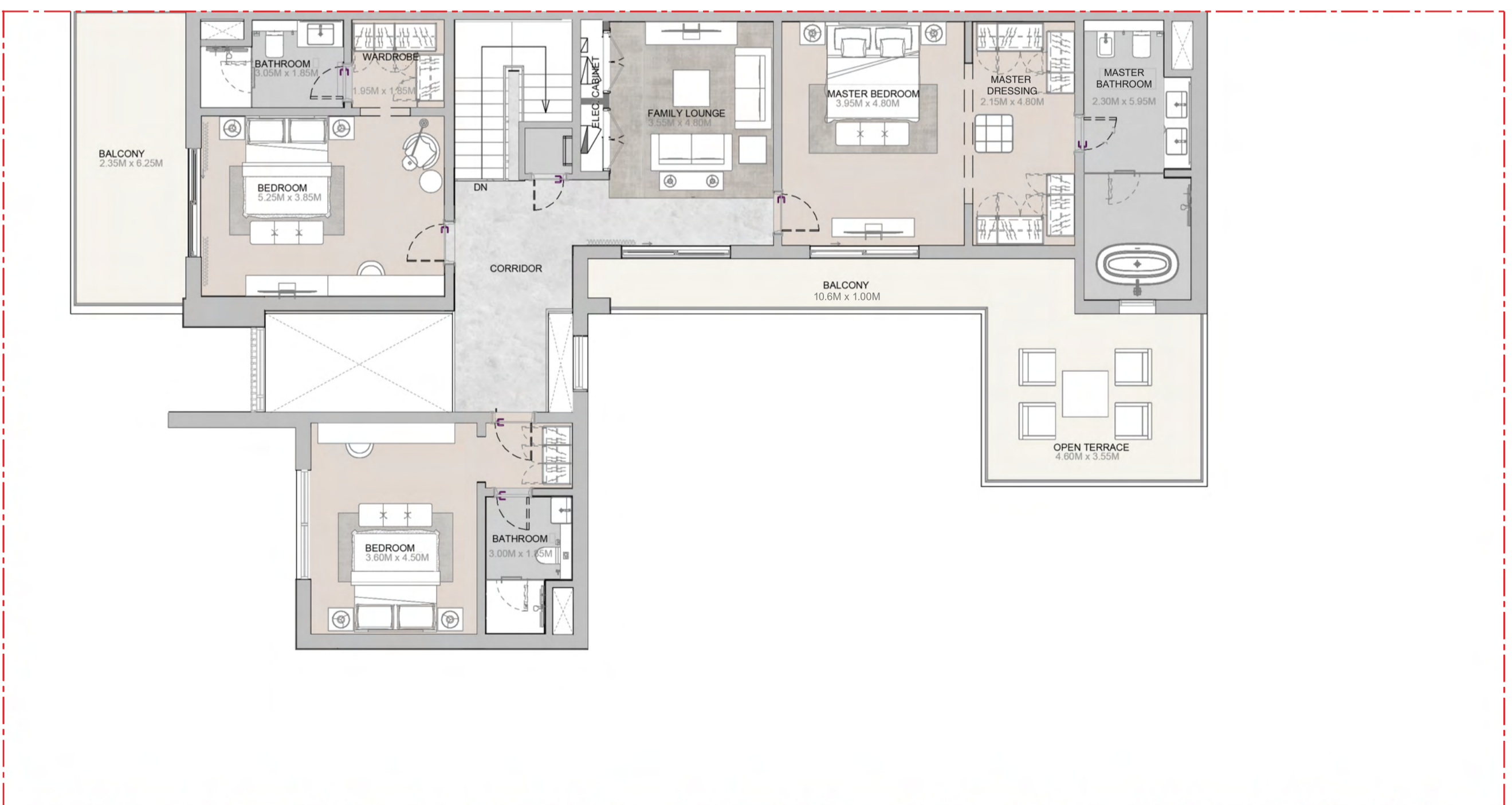
Max 577.50 sq.m
Max 6216.16 sq.ft

Saleable Area

461.61 sq.m
4968.73 sq.ft



Ground Floor



First Floor

GENERAL DISCLAIMER: PLOT PROFILE, GARBAGE ROOM & SWIMMING POOL PARAMETERS WILL VARY FROM PLOT TO PLOT. THE ABOVE AS SHOWN IN THE PLANS ARE INDICATIVE. PLANS, DETAILS AND UNIT ORIENTATION INCLUDED ARE INDICATIVE ONLY AND ARE SUBJECT TO CHANGE BY THE DEVELOPER/SELLER AT ITS SOLE DISCRETION WITHOUT NOTICE AND/OR LIABILITY. ALL IMAGES, INCLUDING FEATURES, FINISHES, FURNISHINGS, VIEW AND SCALE ARE ILLUSTRATIVE ONLY. FINAL AREAS, ORIENTATION, DIMENSIONS, LAYOUT AND MATERIALS MAY DIFFER FROM THOSE STATED. VILLA NORTH AND QUBLA DIRECTION SHALL VARY BASED ON ITS LOCATION WITHIN MASTERPLAN



SOBHA ELWOOD

5 Bedroom Villa I Type A

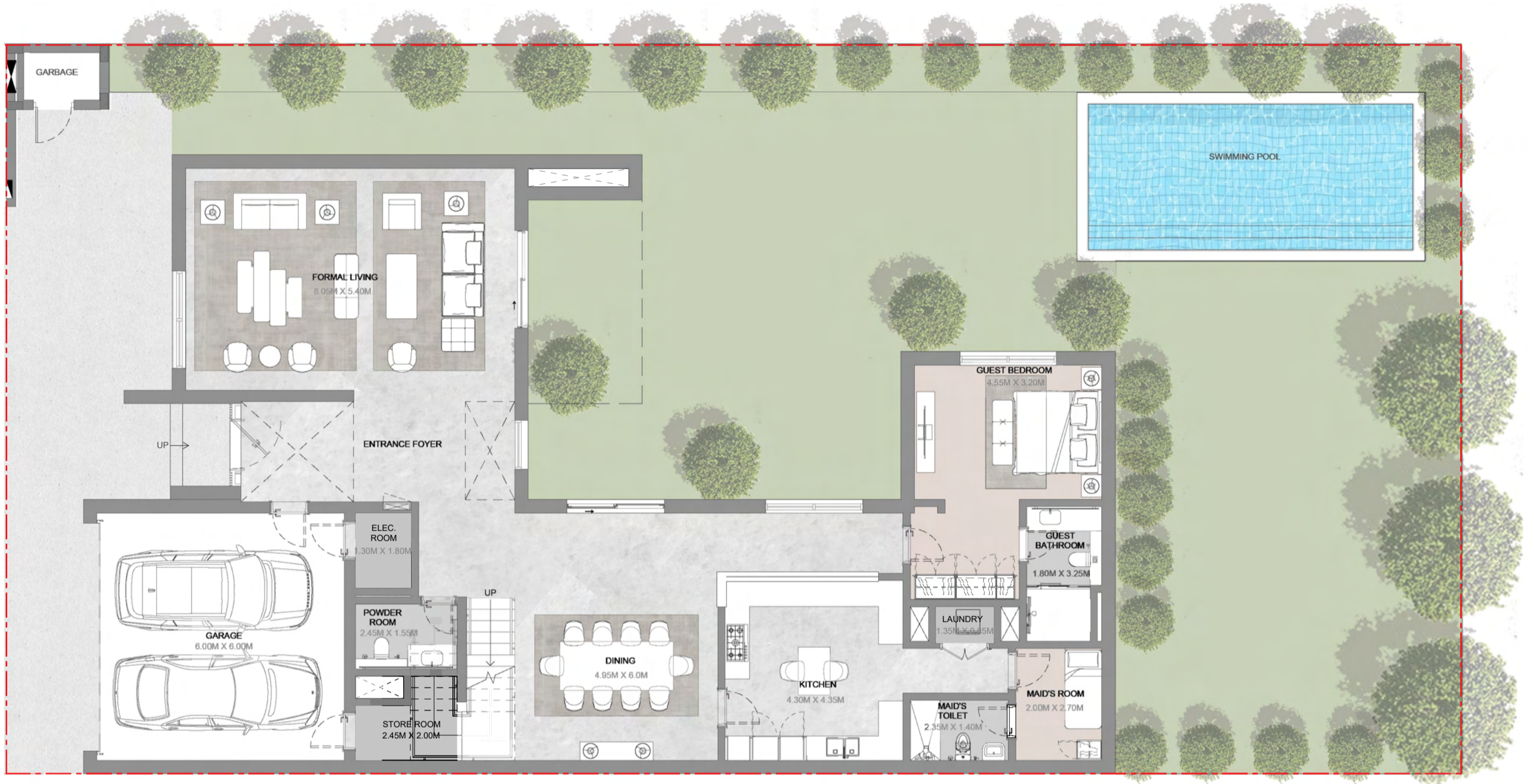
Plot Area

Min 577.50 sq.m
Min 6216.16 sq.ft

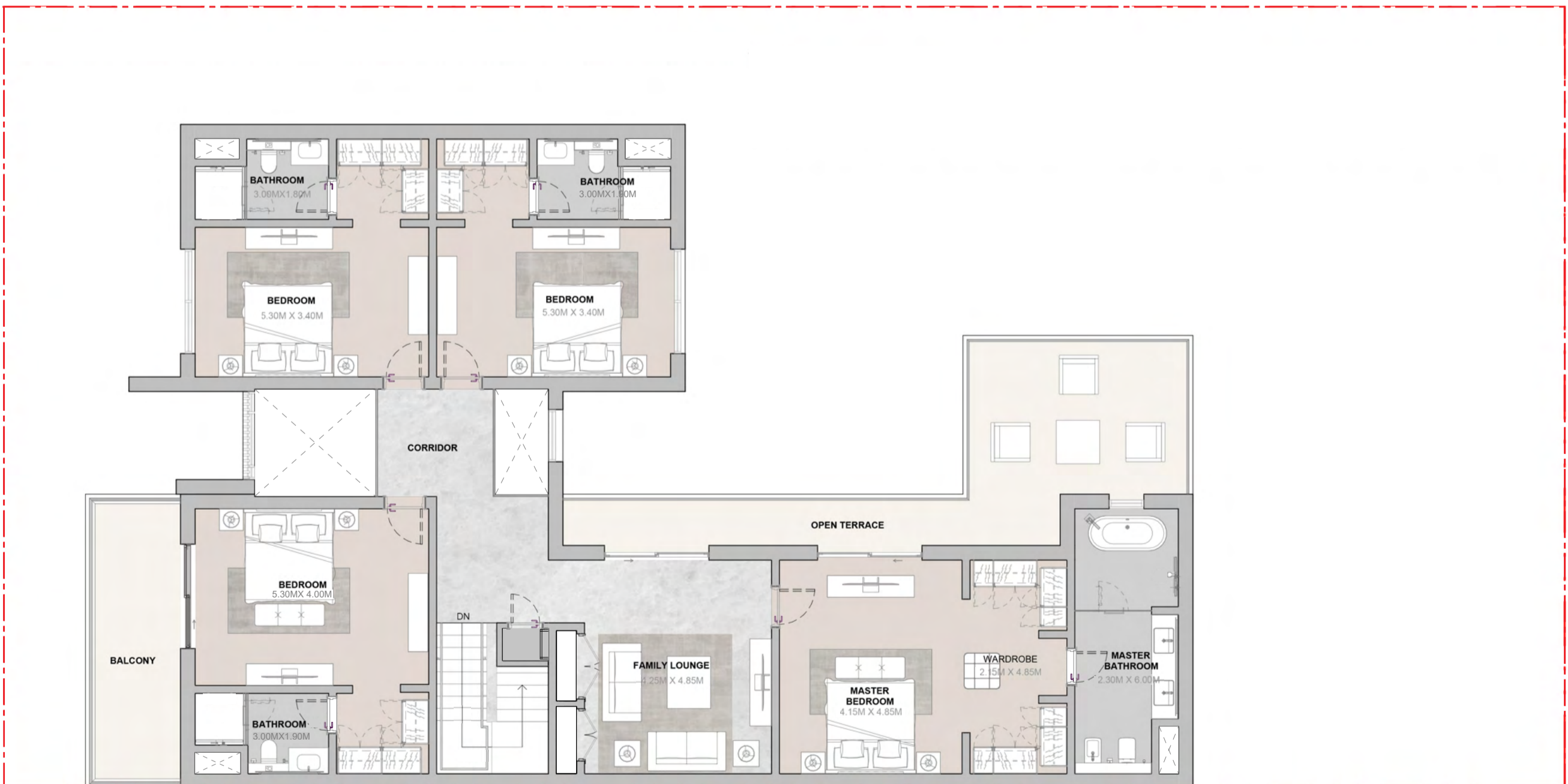
Max 650.10 sq.m
Max 6997.62 sq.ft

Saleable Area

539.50 sq.m
5807.13 sq.ft



Ground Floor



First Floor

GENERAL DISCLAIMER: PLOT PROFILE, GARBAGE ROOM & SWIMMING POOL PARAMETERS WILL VARY FROM PLOT TO PLOT. THE ABOVE AS SHOWN IN THE PLANS ARE INDICATIVE. PLANS, DETAILS AND UNIT ORIENTATION INCLUDED ARE INDICATIVE ONLY AND ARE SUBJECT TO CHANGE BY THE DEVELOPER/SELLER AT ITS SOLE DISCRETION WITHOUT NOTICE AND/OR LIABILITY. ALL IMAGES, INCLUDING FEATURES, FINISHES, FURNISHINGS, VIEW AND SCALE ARE ILLUSTRATIVE ONLY. FINAL AREAS, ORIENTATION, DIMENSIONS, LAYOUT AND MATERIALS MAY DIFFER FROM THOSE STATED. VILLA NORTH AND QUBLA DIRECTION SHALL VARY BASED ON ITS LOCATION WITHIN MASTERPLAN.



SOBHA ELWOOD

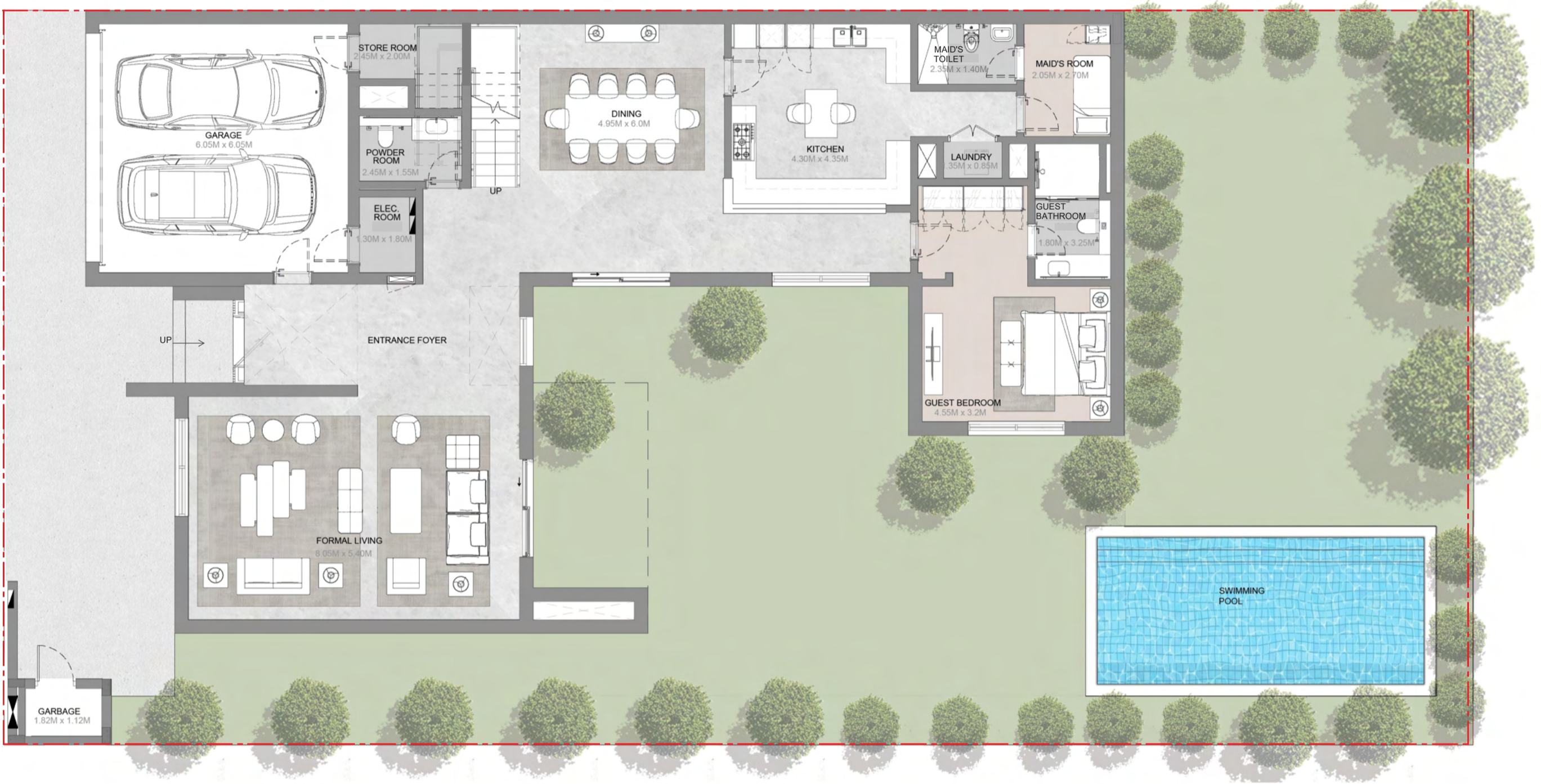
5 Bedroom Villa | Type A Mirror

Plot Area

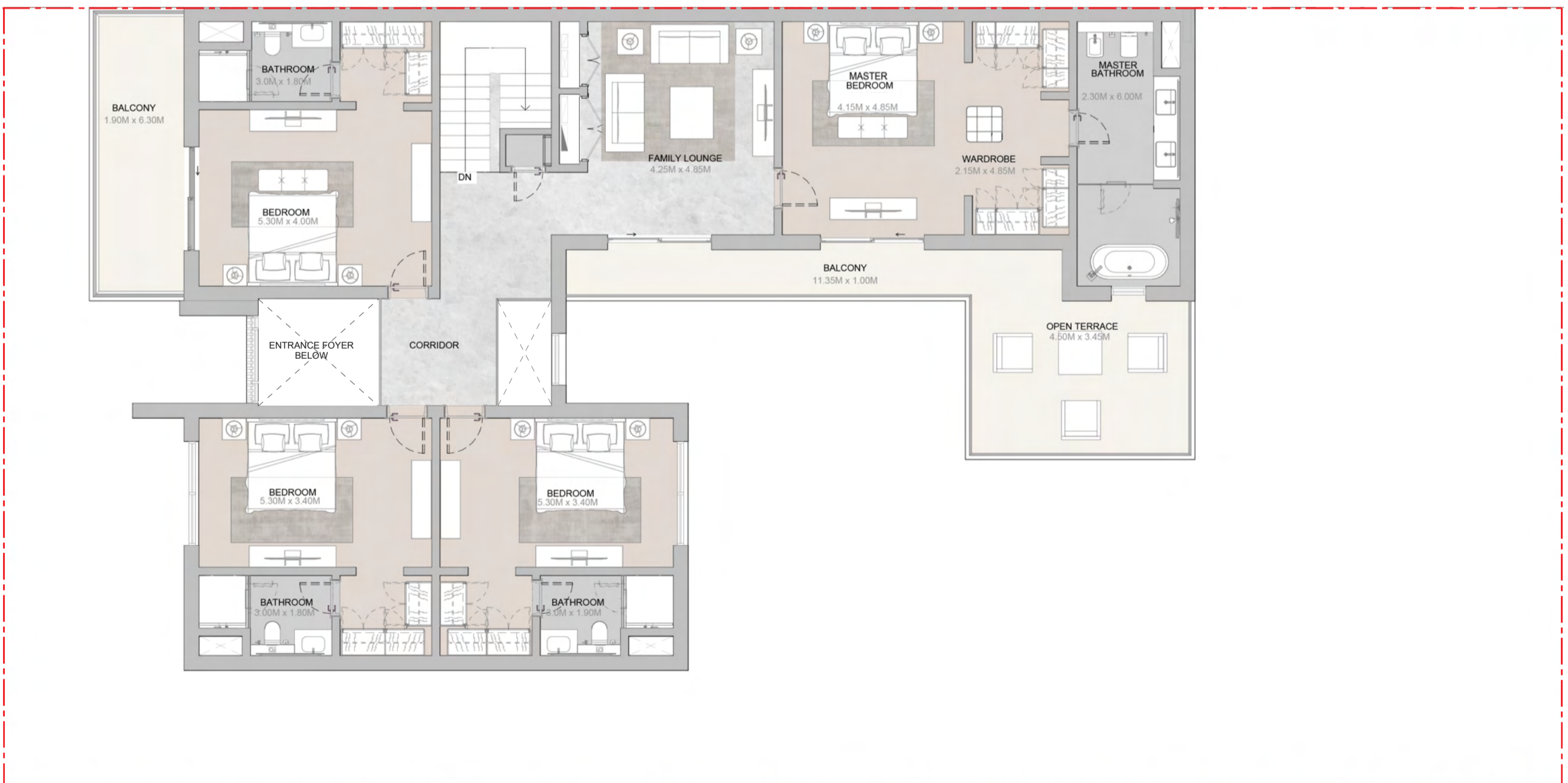
Min 646.80 sq.m Max 650.63 sq.m
Min 6962.10 sq.ft Max 7003.36 sq.ft

Saleable Area

539.50 sq.m
5807.13 sq.ft



Ground Floor



First Floor

GENERAL DISCLAIMER: PLOT PROFILE, GARBAGE ROOM & SWIMMING POOL PARAMETERS WILL VARY FROM PLOT TO PLOT. THE ABOVE AS SHOWN IN THE PLANS ARE INDICATIVE. PLANS, DETAILS AND UNIT ORIENTATION INCLUDED ARE INDICATIVE ONLY AND ARE SUBJECT TO CHANGE BY THE DEVELOPER/SELLER AT ITS SOLE DISCRETION WITHOUT NOTICE AND/OR LIABILITY. ALL IMAGES, INCLUDING FEATURES, FINISHES, FURNISHINGS, VIEW AND SCALE ARE ILLUSTRATIVE ONLY. FINAL AREAS, ORIENTATION, DIMENSIONS, LAYOUT AND MATERIALS MAY DIFFER FROM THOSE STATED. VILLA NORTH AND QUBLA DIRECTION SHALL VARY BASED ON ITS LOCATION WITHIN MASTERPLAN



SOBHA ELWOOD

5 Bedroom Villa I Type B

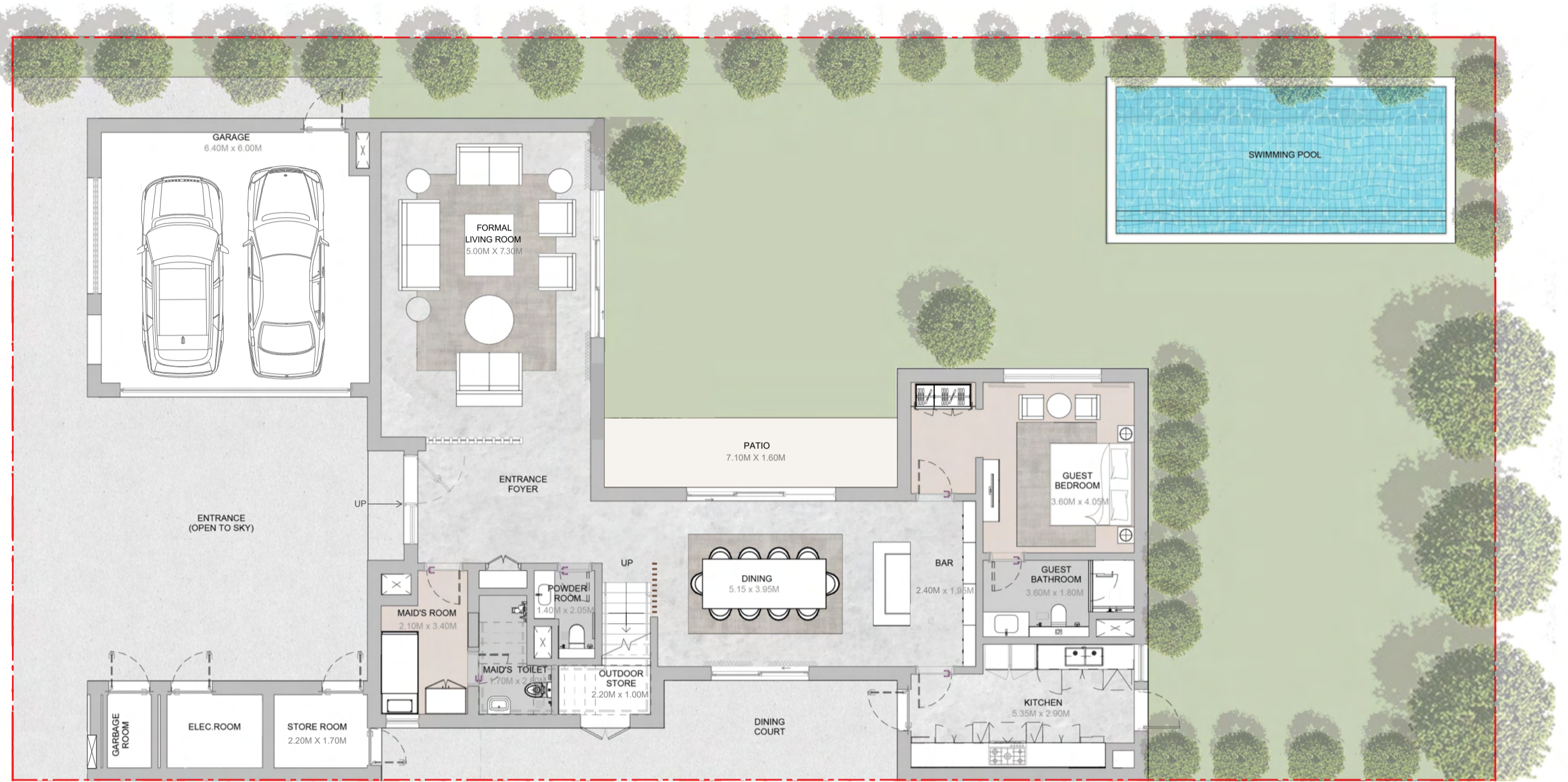
Plot Area

Min 646.80 sq.m
Min 6962.10 sq.ft

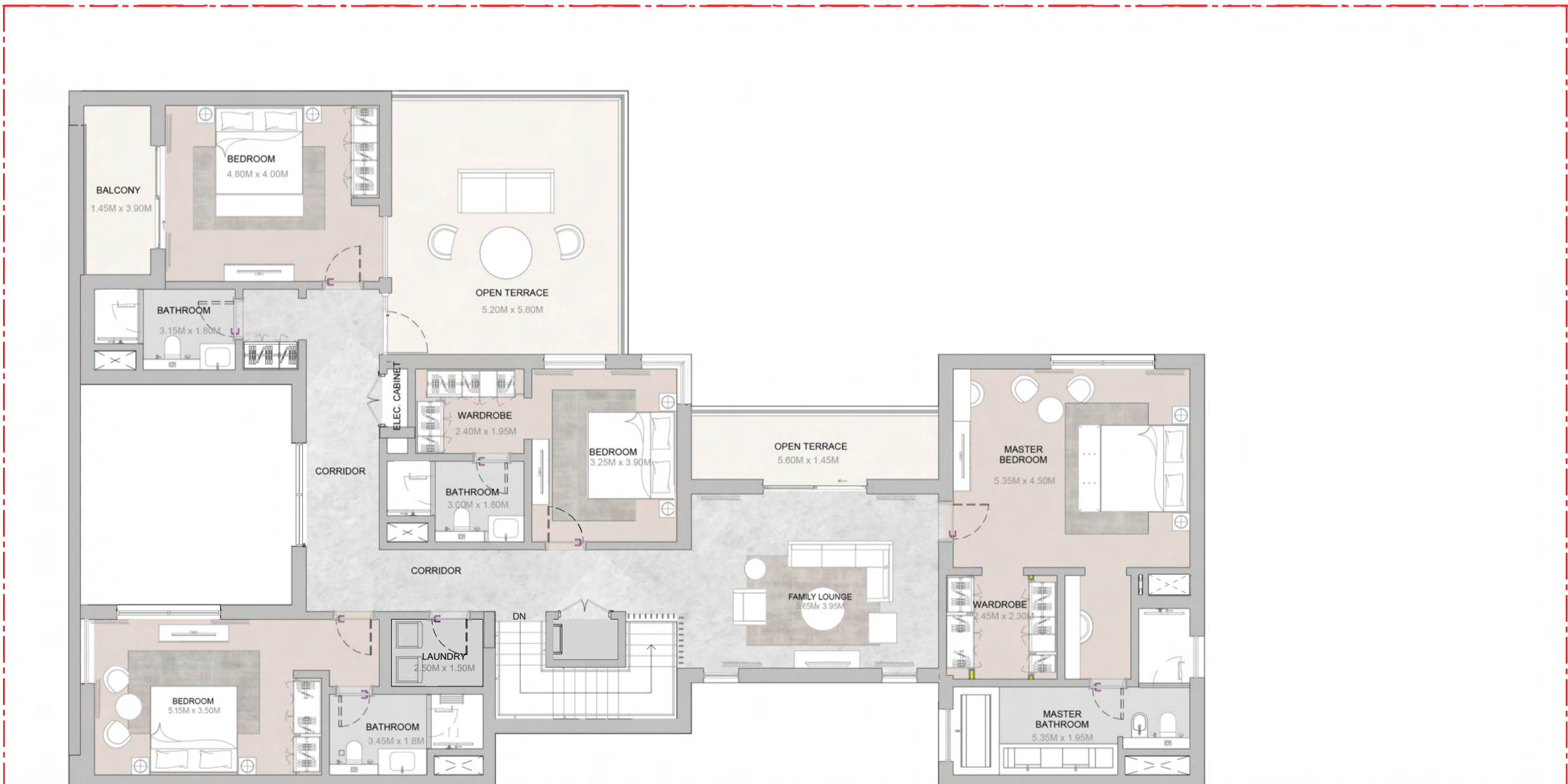
Max 650.10 sq.m
Max 6997.62 sq.ft

Saleable Area

538.81 sq.m
5799.70 sq.ft



Ground Floor



First Floor

GENERAL DISCLAIMER: PLOT PROFILE, GARAGE ROOM & SWIMMING POOL PARAMETERS WILL VARY FROM PLOT TO PLOT. THE ABOVE AS SHOWN IN THE PLANS ARE INDICATIVE. PLANS, DETAILS AND UNIT ORIENTATION INCLUDED ARE INDICATIVE ONLY AND ARE SUBJECT TO CHANGE BY THE DEVELOPER/SELLER AT ITS SOLE DISCRETION WITHOUT NOTICE AND/OR LIABILITY. ALL IMAGES, INCLUDING FEATURES, FINISHES, FURNISHINGS, VIEW AND SCALE ARE ILLUSTRATIVE ONLY. FINAL AREAS, ORIENTATION, DIMENSIONS, LAYOUT AND MATERIALS MAY DIFFER FROM THOSE STATED. VILLA NORTH AND QUBLA DIRECTION SHALL VARY BASED ON ITS LOCATION WITHIN MASTERPLAN.



SOBHA ELWOOD

5 Bedroom Villa I Type B Mirror

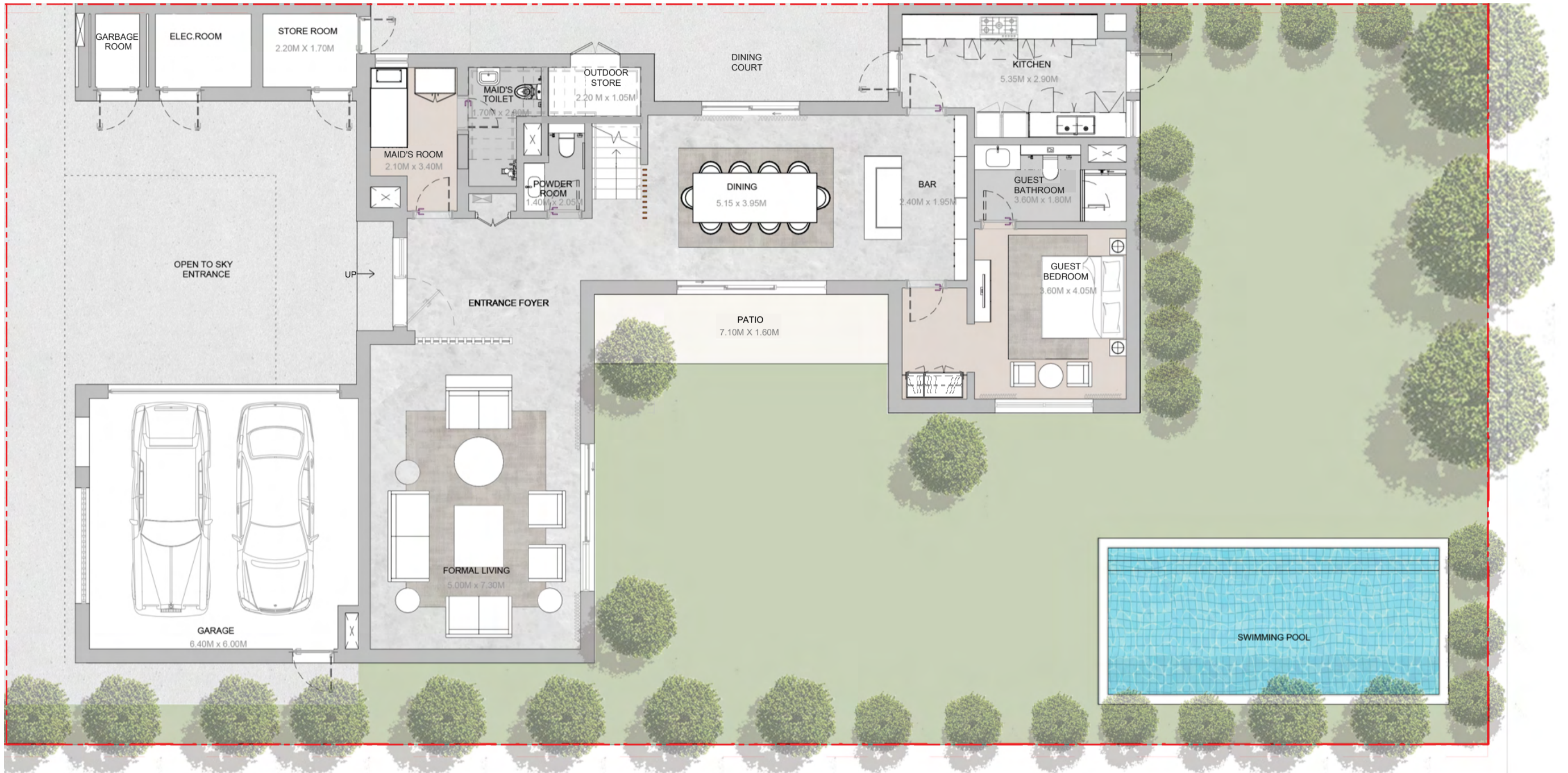
Plot Area

Min 646.80 sq.m
Min 6962.10 sq.ft

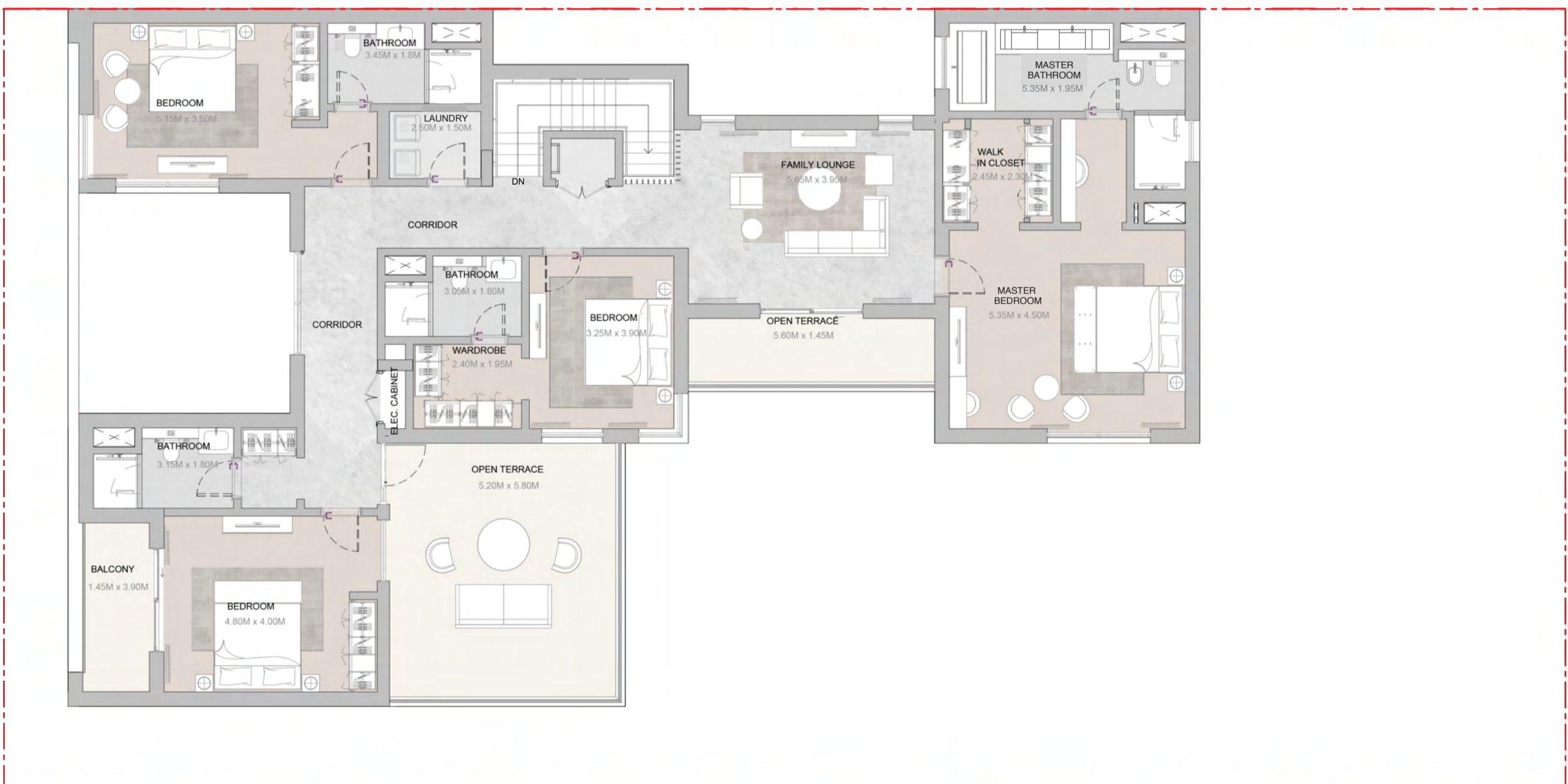
Max 650.63 sq.m
Max 7003.03 sq.ft

Saleable Area

538.81 sq.m
5799.70 sq.ft



Ground Floor



First Floor

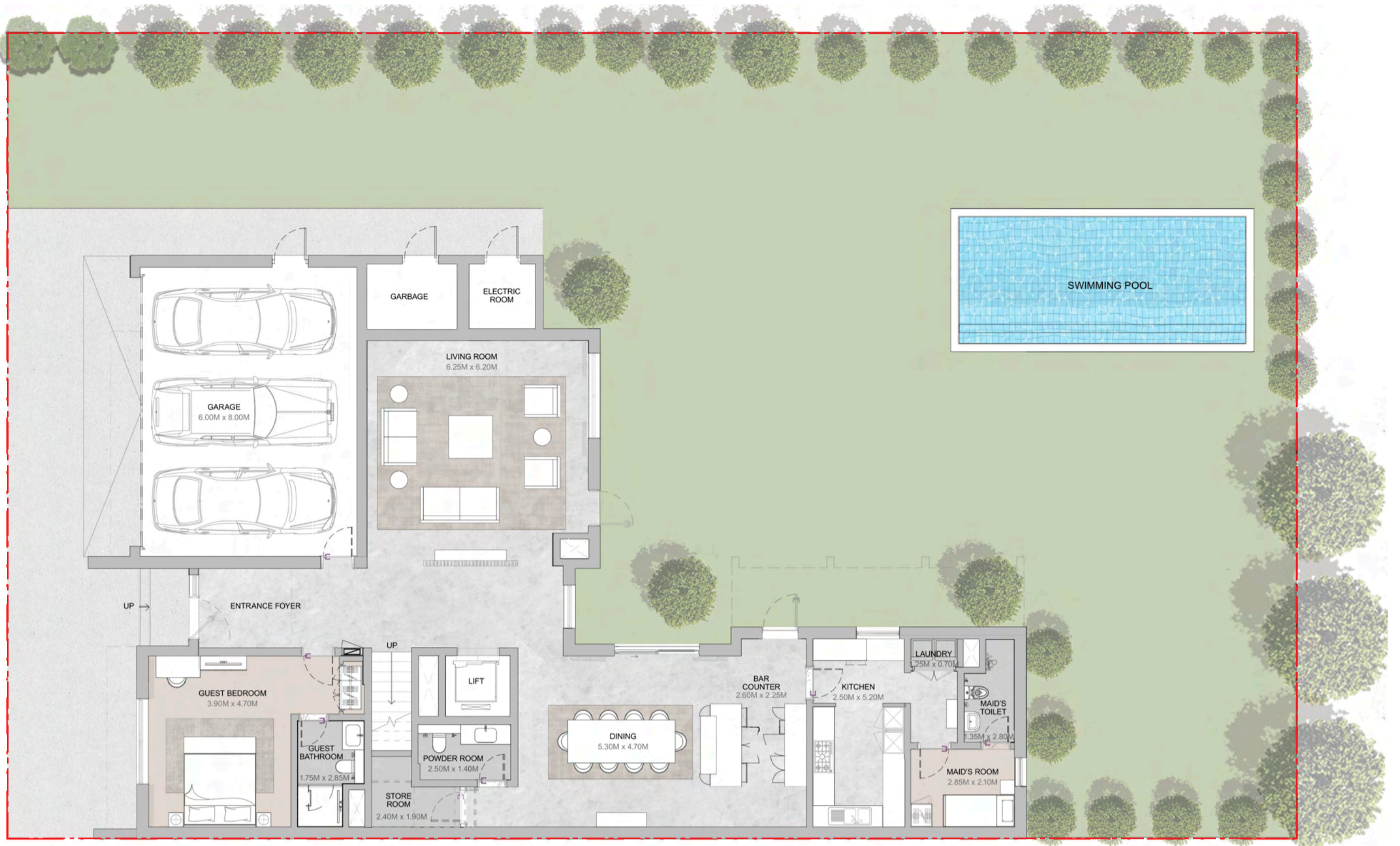
GENERAL DISCLAIMER: PLOT PROFILE, GARBAGE ROOM & SWIMMING POOL PARAMETERS WILL VARY FROM PLOT TO PLOT. THE ABOVE AS SHOWN IN THE PLANS ARE INDICATIVE. PLANS, DETAILS AND UNIT ORIENTATION INCLUDED ARE INDICATIVE ONLY AND ARE SUBJECT TO CHANGE BY THE DEVELOPER/SELLER AT ITS SOLE DISCRETION WITHOUT NOTICE AND/OR LIABILITY. ALL IMAGES, INCLUDING FEATURES, FINISHES, FURNISHINGS, VIEW AND SCALE ARE ILLUSTRATIVE ONLY. FINAL AREAS, ORIENTATION, DIMENSIONS, LAYOUT AND MATERIALS MAY DIFFER FROM THOSE STATED. VILLA WORTH AND QUBLA DIRECTION SHALL VARY BASED ON ITS LOCATION WITHIN MASTERPLAN



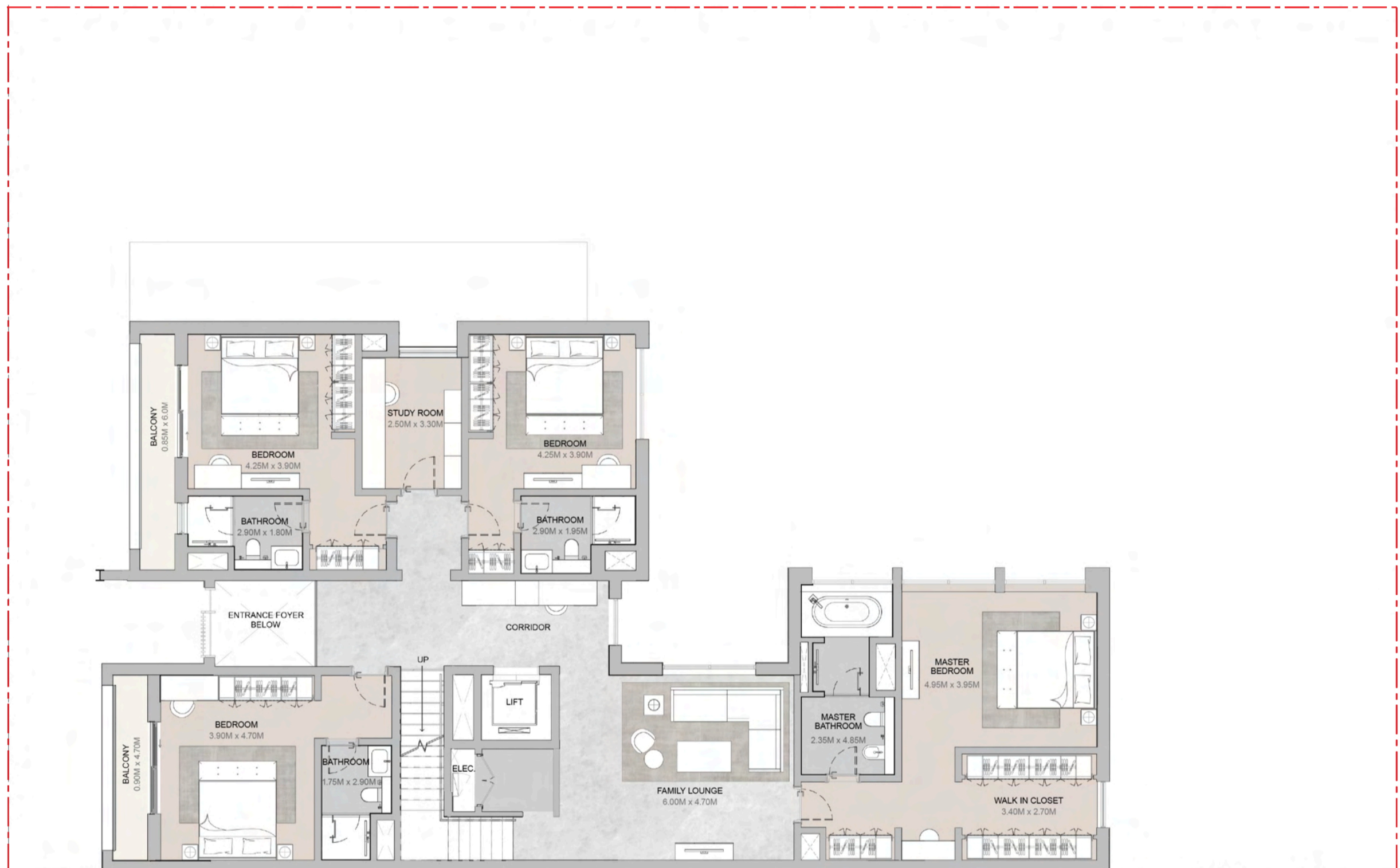
6 Bedroom Villa | Type A

Plot Area
810.00 sq.m
8718.77 sq.ft

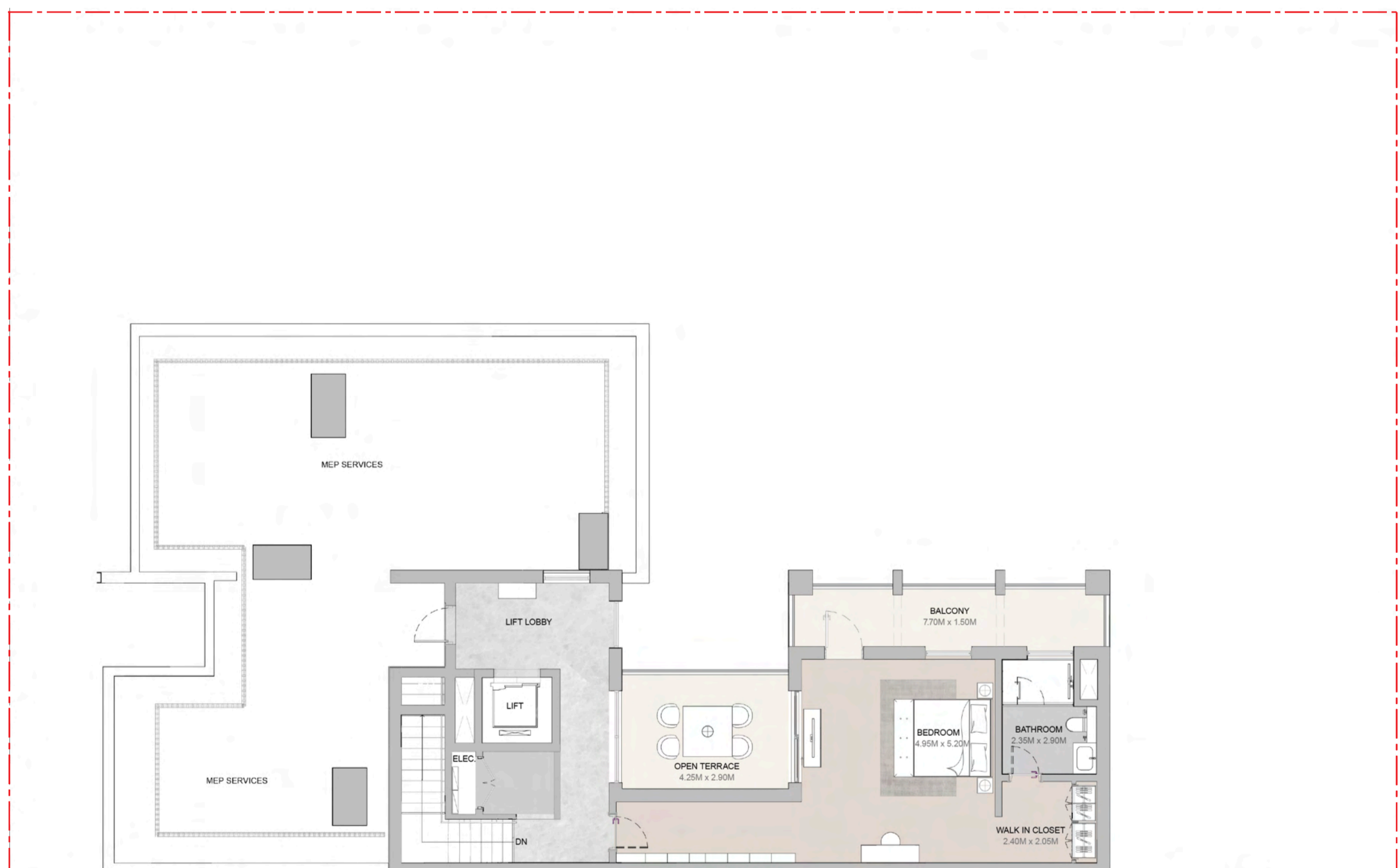
Saleable Area
667.62 sq.m
7186.2 sq.ft



Ground Floor



First Floor



Second Floor

GENERAL DISCLAIMER: PLOT PROFILE, GARBAGE ROOM & SWIMMING POOL PARAMETERS WILL VARY FROM PLOT TO PLOT. THE ABOVE AS SHOWN IN THE PLANS ARE INDICATIVE. PLANS, DETAILS AND UNIT ORIENTATION INCLUDED ARE INDICATIVE ONLY AND ARE SUBJECT TO CHANGE BY THE DEVELOPER/SELLER AT ITS SOLE DISCRETION WITHOUT NOTICE AND/OR LIABILITY. ALL IMAGES, INCLUDING FEATURES, FINISHES, FURNISHINGS, VIEW AND SCALE ARE ILLUSTRATIVE ONLY. FINAL AREAS, ORIENTATION, DIMENSIONS, LAYOUT AND MATERIALS MAY DIFFER FROM THOSE STATED. VILA NORTH AND QUBLA DIRECTION SHALL VARY BASED ON ITS LOCATION WITHIN MASTERPLAN



SOBHA
REALTY

PRINCIPAL PARTNER TO



SOBHA
REALTY

ART *of* THE DETAIL